

UNITED STATES  
SECURITIES AND EXCHANGE COMMISSION  
WASHINGTON, D.C. 20549

FORM 40-F

☐ REGISTRATION STATEMENT PURSUANT TO SECTION 12 OF THE SECURITIES EXCHANGE ACT OF 1934

OR

☒ ANNUAL REPORT PURSUANT TO SECTION 13(a) OR 15(d) OF THE SECURITIES EXCHANGE ACT OF 1934

For the fiscal year ended December 31, 2024

Commission File Number 000-55607

**FIRST MINING GOLD CORP.**

(Exact name of registrant as specified in its charter)

British Columbia, Canada  
(Province or other jurisdiction of incorporation or organization)

1040  
(Primary Standard Industrial Classification Code Number)

Not Applicable  
(I.R.S. Employer Identification Number)

**Suite 2070– 1188 West Georgia Street,  
Vancouver, British Columbia V6E 4A2, Canada  
(604) 688-3033**  
(Address and telephone number of Registrant's principal executive offices)

**National Registered Agents, Inc.  
1090 Vermont Avenue N.W., Suite 910  
Washington DC. 20005  
(202) 371-8090**  
(Name, address (including zip code) and telephone number (including area code) of agent for service in the United States)

Securities to be registered pursuant to Section 12(b) of the Act:

None  
Title of each class:

N/A  
Trading Symbol(s)

None  
Name of exchange on which registered:

Securities registered pursuant to Section 12(g) of the Act: **Common Shares, no par value**

Securities for which there is a reporting obligation pursuant to Section 15(d) of the Act: **None**

For annual reports, indicate by check mark the information filed with this Form.

☒ Annual information form ☒ Audited annual financial statements

Indicate the number of outstanding shares of each of the issuer's classes of capital or common stock as of the close of the period covered by the annual report. 1,079,863,747

Indicate by check mark whether the Registrant (1) has filed all reports required to be filed by Section 13 or 15(d) of the Exchange Act during the preceding 12 months (or for such shorter period that the Registrant was required to file such reports), and (2) has been subject to such filing requirements for the past 90 days.

☒ Yes ☐ No

Indicate by check mark whether the registrant has submitted electronically and posted on its corporate Web site, if any, every Interactive Data File required to be submitted and posted pursuant to Rule 405 of Regulation S-T (§232.405 of this chapter) during the preceding 12 months (or for such shorter period that the Registrant was required to submit and post such files).

☒ Yes ☐ No

Indicate by check mark whether the registrant is an emerging growth company as defined in Rule 12b-2 of the Exchange Act.

Emerging growth company ☒

If an emerging growth company that prepares its financial statements in accordance with U.S. GAAP, indicate by check mark if the registrant has elected not to use the extended transition period for complying with any new or revised financial accounting standards provided pursuant to Section 13(a) of the Exchange Act.

☐

Indicate by check mark whether the registrant has filed a report on and attestation to its management's assessment of the effectiveness of its internal control over financial reporting under Section 404(b) of the Sarbanes-Oxley Act (15 U.S.C. 7262(b)) by the registered public accounting firm that prepared or issued its audit report.

☐

If securities are registered pursuant to Section 12(b) of the Act, indicate by check mark whether the financial statements of the registrant included in the filing reflect the correction of an error to previously issued financial statements.

☐

Indicate by check mark whether any of those error corrections are restatements that required a recovery analysis of incentive-based compensation received by any of the registrant's executive officers during the relevant recovery period pursuant to §240.10D-1(b).

☐

## EXPLANATORY NOTE

First Mining Gold Corp. (the “**Company**” or the “**Registrant**”) is a Canadian issuer eligible, pursuant to Section 13 of the Securities Exchange Act, to file its annual report on Form 40-F pursuant to the multi-jurisdictional disclosure system of the Exchange Act. The Company is a “foreign private issuer” as defined in Rule 3b-4 under the Exchange Act. Equity securities of the Company are accordingly exempt from Sections 14(a), 14(b), 14(c), 14(f) and 16 of the Exchange Act pursuant to Rule 3a12-3.

## FORWARD-LOOKING STATEMENTS

This annual report on Form 40-F and the exhibits attached hereto contain “**forward-looking statements**” within the meaning of the United States Private Securities Litigation Reform Act of 1995 and “**forward-looking information**” within the meaning of applicable Canadian securities legislation. Forward-looking statements, which are all statements other than statements of historical fact, include, but are not limited to, statements with respect to the future price of commodities, the estimation of mineral reserves and mineral resources, the realization of mineral reserve estimates, the timing and amount of estimated future production, costs of production, reserve determination and reserve conversion rates. Generally, these forward-looking statements can be identified by the use of forward-looking terminology such as “plans”, “expects” or “does not expect”, “is expected”, “budget”, “scheduled”, “estimates”, “forecasts”, “intends”, “anticipates” or “does not anticipate”, or “believes”, or variations of such words and phrases or statements that certain actions, events or results “may”, “could”, “would”, “might” or “will be taken”, “occur” or “be achieved”. Forward-looking statements are subject to known and unknown risks, uncertainties and other factors that may cause the actual results, level of activity, performance or achievements of the Company to be materially different from those expressed or implied by such forward-looking statements, including but not limited to: fluctuations in the price of commodities; risks related to mining and exploration operations including risks related to fluctuations in the price of the primary commodities mined at such operations, actual results of mining and exploration activities, economic and political risks of the jurisdictions in which the mining and exploration operations are located, changes in project parameters as plans continue to be refined; and differences in the interpretation or application of tax laws and regulations; as well as those factors discussed in the section entitled “*Risks that can affect our business*” in the Company’s annual information form (the “**AIF**”) for the financial year ended December 31, 2024. Forward-looking statements are based on assumptions management believes to be reasonable, including but not limited to: no material adverse change in the market price of commodities, that the mining and exploration operations will operate and the mining projects will be completed in accordance with their public statements and achieve their stated production outcomes, and such other assumptions and factors as set out herein. Although the Company has attempted to identify important factors that could cause actual results to differ materially from those contained in forward-looking statements, there may be other factors that cause results not to be as anticipated, estimated or intended. There can be no assurance that forward-looking statements will prove to be accurate. Accordingly, readers should not place undue reliance on forward-looking statements. The forward-looking statements and forward-looking information contained or incorporated by reference in this annual report on Form 40-F are included for the purpose of providing investors with information to assist them in understanding the Company’s expected financial and operational performance and may not be appropriate for other purposes. The Company does not undertake to update any forward-looking statements that are included or incorporated by reference herein, except in accordance with applicable securities laws.

**NOTE TO UNITED STATES READERS – DIFFERENCES  
IN UNITED STATES AND CANADIAN REPORTING PRACTICES**

The Company is permitted, under a multi-jurisdictional disclosure system adopted by the United States, to prepare this annual report on Form 40-F in accordance with Canadian disclosure requirements, which are different from those of the United States. The Company prepares its consolidated financial statements (the “**Audited Financial Statements**”) in accordance with International Financial Reporting Standards as issued by the International Accounting Standards Board (“**IFRS Accounting Standards**”).

The AIF filed as Exhibit 99.1 to this annual report on Form 40-F has been prepared in accordance with the requirements of the securities laws in effect in Canada, which differ from the requirements of United States securities laws. The terms “Mineral Reserve”, “Proven Mineral Reserve” and “Probable Mineral Reserve” are Canadian mining terms as defined in accordance with Canadian National Instrument 43-101 *Standards of Disclosure for Mineral Projects* (“**NI 43-101**”) and the Canadian Institute of Mining, Metallurgy and Petroleum (“**CIM**”) Definition Standards on Mineral Resources and Mineral Reserves, adopted by the CIM Council, as amended. These definitions differ from the definitions in the United States Securities and Exchange Commission (the “**SEC**”) rules applicable to domestic United States companies.

Accordingly, information contained in this annual report on Form 40-F and the documents incorporated by reference herein containing descriptions of the Company’s mineral deposits may not be comparable to similar information made public by U.S. companies subject to the reporting and disclosure requirements under the United States federal securities laws and the rules and regulations thereunder.

**CURRENCY**

Unless otherwise indicated, all dollar amounts in this annual report on Form 40-F are in Canadian dollars. The functional currency of the Company and its Canadian subsidiaries is the Canadian dollar while the functional currency of the Company’s non-Canadian subsidiaries is the US dollar. The financial statement presentation currency is the Canadian dollar. The expenditures of our Canadian operations where incurred in currencies other than Canadian dollars are translated at the exchange rates in effect at the date of the underlying transactions. Differences arising from these foreign currency transactions are recorded in the consolidated statement of net loss.

**ANNUAL INFORMATION FORM**

The AIF is filed as Exhibit 99.1 to, and incorporated by reference in, this annual report on Form 40-F.

## **AUDITED ANNUAL FINANCIAL STATEMENTS**

The Audited Financial Statements for the year ended December 31, 2024, including the report of the independent registered public accounting firm with respect thereto, is filed as Exhibit 99.2 to, and incorporated by reference in, this annual report on Form 40-F.

Our independent registered public accounting firm is PricewaterhouseCoopers LLP, Vancouver, British Columbia, Canada, PCAOB Firm ID: 271.

## **MANAGEMENT'S DISCUSSION AND ANALYSIS**

The Company's management's discussion and analysis of results of operations and financial condition for the year ended December 31, 2024, is filed as Exhibit 99.3 to, and incorporated by reference in, this annual report on Form 40-F.

## **CERTIFICATIONS**

See Exhibits 99.4, 99.5, 99.6 and 99.7, which are included as Exhibits to this annual report on Form 40-F.

## **DISCLOSURE CONTROLS AND PROCEDURES**

### **Evaluation of Disclosure Controls and Procedures**

As of the end of the period covered by this annual report on Form 40-F, an evaluation was carried out under the supervision of, and with the participation of, the Company's management, including the Chief Executive Officer ("CEO") and Chief Financial Officer ("CFO"), of the effectiveness of the Company's disclosure controls and procedures (as defined in Rule 13a – 15(e) and Rule 15d – 15(e) under the Exchange Act). Based upon the results of that evaluation, the CEO and the CFO have concluded that as of the end of the period covered by this annual report on Form 40-F, the Company's disclosure controls and procedures were effective. Disclosure controls and procedures include controls and other procedures that are designed to ensure that (i) information required to be disclosed by the Company in reports that it files or submits to the SEC under the Exchange Act is recorded, processed, summarized and reported within the appropriate time periods specified in applicable rules and forms and (ii) information required to be disclosed by the Company in reports filed under the Exchange Act is accumulated and communicated to the Company's management, including the CEO and CFO, as appropriate, to allow for accurate and timely decisions regarding required disclosure.

### Management's Report on Internal Control over Financial Reporting

The Company's management, with the participation of the CEO and CFO, is responsible for establishing and maintaining adequate internal control over financial reporting as defined in Rules 13a-15(f) and 15d-15(f) under the Exchange Act. The Company's internal control over financial reporting is a process designed to provide reasonable assurance regarding the reliability of financial reporting and the preparation and fair presentation of financial statements for external purposes in accordance with IFRS Accounting Standards. The Company's internal control over financial reporting includes policies and procedures that:

- maintain records that accurately and fairly reflect, in reasonable detail, the transactions and dispositions of assets of the Company;
- provide reasonable assurance that transactions are recorded as necessary for preparation of financial statements in accordance with IFRS Accounting Standards;
- provide reasonable assurance that the Company's receipts and expenditures are made only in accordance with authorizations of management and the Company's Directors; and
- provide reasonable assurance regarding prevention or timely detection of unauthorized acquisition, use, or disposition of the Company's assets that could have a material effect on the Company's consolidated financial statements.

Because of its inherent limitations, the Company's internal control over financial reporting may not prevent or detect misstatements. Additionally, projections of any evaluation of effectiveness to future periods are subject to the risk that controls may become inadequate because of changes in conditions, or that the degree of compliance with the policies or procedures may deteriorate.

Management assessed the effectiveness of the Company's internal control over financial reporting as of December 31, 2024, based on the criteria set forth in *Internal Control – Integrated Framework (2013)* issued by the Committee of Sponsoring Organizations of the Treadway Commission. This evaluation included review of the documentation of controls, evaluation of the design effectiveness of controls, testing of the operating effectiveness of controls and a conclusion on this evaluation. Based on this evaluation, management has concluded that the Company's internal control over financial reporting was effective as at December 31, 2024.

### Attestation Report of the Registered Public Accounting Firm

This annual report on Form 40-F does not include an attestation report of the Company's independent registered public accounting firm regarding internal control over financial reporting because the Company qualified as an "emerging growth company" pursuant to Section 2(a)(19) of the Securities Act of 1933 during the year covered by this annual report on Form 40-F, and this annual report on Form 40-F is therefore not required to include such an attestation report.

### Changes in Internal Control over Financial Reporting

During the period covered by this annual report on Form 40-F, no change occurred in the Company's internal control over financial reporting that has materially affected, or is reasonably likely to materially affect, the Company's internal control over financial reporting.

## **Limitations of Controls and Procedures**

The Company's management, including the CEO and CFO, does not expect that its disclosure controls and procedures or internal controls and procedures will prevent all error and all fraud. A control system, no matter how well conceived and operated, can provide only reasonable, not absolute, assurance that the objectives of the control system are met. Further, the design of a control system must reflect the fact that there are resource constraints, and the benefits of controls must be considered relative to their costs. Because of the inherent limitations in all control systems, no evaluation of controls can provide absolute assurance that all control issues and instances of fraud, if any, within the Company have been detected. These inherent limitations include the realities that judgments in decision-making can be faulty, and that breakdowns can occur because of simple error or mistake. Additionally, controls can be circumvented by the individual acts of some persons, by collusion of two or more people, or by management override of the control. The design of any system of controls also is based in part upon certain assumptions about the likelihood of future events, and there can be no assurance that any design will succeed in achieving its stated goals under all potential future conditions; over time, control may become inadequate because of changes in conditions, or the degree of compliance with the policies or procedures may deteriorate. Because of the inherent limitations in a cost-effective control system, misstatements due to error or fraud may occur and not be detected.

## **AUDIT COMMITTEE**

### **Audit Committee**

The Company's board of directors has a separately designated standing audit committee established in accordance with section 3(a)(58)(A) of the Exchange Act. The members of the Company's audit committee are identified on page 127 of the AIF, filed as Exhibit 99.1 and incorporated by reference herein. The Company's board of directors has determined that all members of the audit committee are independent (as determined under Rule 10A-3 of the Exchange Act and the rules of the New York Stock Exchange) and are financially literate.

### **Audit Committee Financial Expert**

The Company's board of directors has determined that Raymond Polman is an audit committee "financial expert" as defined in Item 407(d)(5)(ii) of Regulation S-K under the Exchange Act, in that he has an understanding of generally accepted accounting principles in Canada and financial statements and is able to assess the general application of accounting principles in connection with the accounting for estimates, accruals and reserves. Mr. Polman also has experience preparing, auditing, analyzing or evaluating financial statements that present a breadth and level of complexity of accounting issues that are generally comparable to the breadth and complexity of issues that can reasonably be expected to be raised by the Company's financial statements (or actively supervising another person who did so). Mr. Polman also has an understanding of internal controls and procedures for financial reporting and an understanding of audit committee functions. Mr. Polman has experience as a chief financial officer, principal accounting officer, controller, public accountant or auditor.

## **CODE OF ETHICS**

The Company has adopted a written Code of Business Conduct and Ethics. A copy of this code is available on the Company's website at <http://www.firstmininggolds.com> or to any person without charge, by written request addressed to: First Mining Gold Corp., Attention: Chief Financial Officer, Suite 2070 – 1188 West Georgia Street, Vancouver, British Columbia V6E 4A2, Canada 1.844.306.8827, or by email ([info@firstmininggolds.com](mailto:info@firstmininggolds.com)).

If any amendment to the Code of Business Conduct and Ethics is made, or if any waiver from the provisions thereof is granted, the Company may elect to disclose the information about such amendment or waiver required by Form 40-F to be disclosed, by posting such disclosure on the Company's website.

## **PRINCIPAL ACCOUNTANT FEES AND SERVICES**

PricewaterhouseCoopers LLP served as the Registrant's independent registered public accounting firm, for the year ended December 31, 2024. See the disclosure set forth under the heading "External Auditor Services Fees (By Category)" in the AIF, attached hereto as Exhibit 99.1, for the total amount billed to the Company by PricewaterhouseCoopers LLP for services performed in the last two financial years by category of service (for audit fees, audit-related fees, tax fees and all other fees) in Canadian dollars.

## **AUDIT COMMITTEE PRE-APPROVAL POLICIES AND PROCEDURES**

Since the enactment of the Sarbanes-Oxley Act of 2002 on July 30, 2002, all audit and non-audit services performed by the Registrant's outside auditors are pre-approved by the audit committee of the Registrant.

## **OFF-BALANCE SHEET ARRANGEMENTS**

The Company does not have any off-balance sheet arrangements that have or are reasonably likely to have a current or future effect on its financial condition, changes in financial condition, revenues or expenses, results of operations, liquidity, capital expenditures or capital resources that is material to investors, or relationships with unconsolidated special purpose entities.

## **CASH REQUIREMENTS**

The information provided under the heading "Management's Discussion and Analysis – Financial Instruments – Financial Liabilities and Commitments" contained in Exhibit 99.3 as filed with this annual report on Form 40-F contains the Company's disclosure of contractual and non-contractual obligations and is incorporated by reference herein.

## **MINE SAFETY DISCLOSURE**

Not applicable.

**DISCLOSURE REGARDING FOREIGN JURISDICTIONS THAT PREVENT INSPECTIONS**

Not applicable.

**RECOVERY OF ERRONEOUSLY AWARDED COMPENSATION**

Not applicable.

**UNDERTAKINGS**

The Company undertakes to make available, in person or by telephone, representatives to respond to inquiries made by the SEC staff, and to furnish promptly, when requested to do so by the SEC staff, information relating to: the securities registered pursuant to Form 40-F; the securities in relation to which the obligation to file an annual report on Form 40-F arises; or transactions in said securities.

**CONSENT TO SERVICE OF PROCESS**

The Company filed an Appointment of Agent for Service of Process and Undertaking on Form F-X with respect to the class of securities in relation to which the obligation to file this annual report on Form 40-F arises.



# EXHIBIT INDEX

Exhibit	Description
<a href="#">99.1</a>	<a href="#">Annual Information Form of the Company for the year ended December 31, 2024</a>
<a href="#">99.2</a>	<a href="#">Audited consolidated financial statements of the Company and the notes thereto for the years ended December 31, 2024 and 2023, together with the report of the independent registered public accounting firm</a>
<a href="#">99.3</a>	<a href="#">Management's Discussion and Analysis for the year ended December 31, 2024</a>
<a href="#">99.4</a>	<a href="#">CEO Certification pursuant to Rule 13a-14(a) or 15d-14(a) of the Securities Exchange Act of 1934, as adopted pursuant to Section 302 of the Sarbanes-Oxley Act of 2002</a>
<a href="#">99.5</a>	<a href="#">CFO Certification pursuant to Rule 13a-14(a) or 15d-14(a) of the Securities Exchange Act of 1934, as adopted pursuant to Section 302 of the Sarbanes-Oxley Act of 2002</a>
<a href="#">99.6</a>	<a href="#">CEO Certification pursuant to 18 U.S.C. Section 1350, as adopted pursuant to Section 906 of the Sarbanes-Oxley Act of 2002</a>
<a href="#">99.7</a>	<a href="#">CFO Certification pursuant to 18 U.S.C. Section 1350, as adopted pursuant to Section 906 of the Sarbanes-Oxley Act of 2002</a>
<a href="#">99.8</a>	<a href="#">Consent of Dr. Gilles Arseneau, Ph.D., P.Geo., of SRK Consulting (Canada) Inc.</a>
<a href="#">99.9</a>	<a href="#">Consent of Gordon Zurowski, P.Eng., of AGP Mining Consultants Inc.</a>
<a href="#">99.10</a>	<a href="#">Consent of Roland Tosney, P.Eng., of AGP Mining Consultants Inc.</a>
<a href="#">99.11</a>	<a href="#">Consent of Cameron McCarthy, P.Eng., P.Geo., P.Tech., of Swiftwater Consulting Ltd.</a>
<a href="#">99.12</a>	<a href="#">Consent of Duke Reimer, P.Eng., of Knight Piésold Ltd.</a>
<a href="#">99.13</a>	<a href="#">Consent of Dr. Adrian Dance, Ph.D., P.Eng. (BC # 37151), FAusIMM, of SRK Consulting (Canada) Inc.</a>
<a href="#">99.14</a>	<a href="#">Consent of Marina Lund, P.Geo., M.Sc., of InnovExplo Inc.</a>
<a href="#">99.15</a>	<a href="#">Consent of Simon Boudreau, P. Eng., M.Sc., of InnovExplo Inc.</a>
<a href="#">99.16</a>	<a href="#">Consent of Carl Pelletier, P.Geo., of InnovExplo Inc.</a>
<a href="#">99.17</a>	<a href="#">Consent of Carl Michaud, P.Eng., of G Mining Services Inc.</a>
<a href="#">99.18</a>	<a href="#">Consent of Alexandre Dorval, P. Eng. of G Mining Services Inc.</a>
<a href="#">99.19</a>	<a href="#">Consent of Neil Lincoln, P. Eng., of G Mining Services Inc.</a>
<a href="#">99.20</a>	<a href="#">Consent of Philip Rodrigue, P. Eng. of G Mining Services Inc.</a>
<a href="#">99.21</a>	<a href="#">Consent of Sheldon Smith MES, P. Geo. of Stantec Consulting Ltd.</a>
<a href="#">99.22</a>	<a href="#">Consent of Guy Comeau, P.Eng., of Soutex Inc.</a>
<a href="#">99.23</a>	<a href="#">Consent of Hazel Mullin, P.Geo., of First Mining Gold Corp.</a>
<a href="#">99.24</a>	<a href="#">Consent of James Maxwell, P.Geo., of First Mining Gold Corp.</a>
<a href="#">99.25</a>	<a href="#">Consent of PricewaterhouseCoopers LLP, Independent Registered Public Accounting Firm</a>
101.INS	XBRL Instance Document
101.SCH	XBRL Taxonomy Extension Schema Document
101.CAL	XBRL Taxonomy Extension Calculation Linkbase Document
101.DEF	XBRL Taxonomy Definition Linkbase Document
101.LAB	XBRL Taxonomy Extension Label Linkbase Document
101.PRE	XBRL Taxonomy Extension Presentation Linkbase Document
104	Cover Page Interactive Data File

## SIGNATURES

Pursuant to the requirements of the Exchange Act, the Registrant certifies that it meets all of the requirements for filing on Form 40-F and has duly caused this annual report to be signed on its behalf by the undersigned, thereto duly authorized.

Date: March 28, 2025

### FIRST MINING GOLD CORP.

By: /s/ Daniel W. Wilton

Daniel W. Wilton  
Chief Executive Officer



**FIRST MINING  
GOLD**

TSX: FF

OTCQX: FFMGF

FRANKFURT: FMG

# ANNUAL INFORMATION FORM

*For the year ended  
December 31, 2024*

**Date: March 28, 2025**



2070 – 1188 WEST GEORGIA STREET, VANCOUVER, BRITISH COLUMBIA V6E 4A2  
WWW.FIRSTMININGGOLD.COM | 1-844-306-8827

## CONTENTS

<b>Important information about this document</b>	<b>4</b>
Reporting currency and financial information	4
Non-IFRS Financial Measures	4
Cautionary statement regarding forward-looking information	4
Examples of forward-looking information in this AIF	5
Material risks	6
Material assumptions	8
National Instrument 43-101 definitions	9
Glossary of units	11
Glossary of elements	11
Glossary of abbreviations and acronyms	12
Cautionary note to US investors	13
<b>About First Mining</b>	<b>14</b>
Vision and strategy	14
General overview of our business	15
Three-year history	17
Corporate organization	29
Our projects	30
<b>Springpole</b>	<b>31</b>
Technical report	31
Project description, location and access	31
History	34
Geological setting, mineralization and deposit types	36
Exploration and Drilling	37
Sampling, analysis and data verification	39
Mineral processing and metallurgical testing	43
Mineral resource estimates	44
Mineral reserve estimates	45
Mining methods	46
Processing and recovery operations	47
Infrastructure, permitting and compliance activities	48
Capital and operating costs	50
Exploration, development and production	53
Recent developments	54
<b>Duparquet</b>	<b>62</b>
Technical report	62
Project description, location and access	62
History	63
Geological setting, mineralization and deposit types	64
Exploration	66
Drilling	67
Sampling, analysis and security	67
Data verification	71
Mineral processing and metallurgical testing	73
Mineral resource estimates	77
Mining methods	80
Recovery methods	82
Infrastructure	84

Environmental Studies, Permitting and Social/ Community Impact	84
Capital and Operating Costs	86
Economic Analysis	87
Conclusions and Recommendations from Duparquet PEA	88
<b>Non-material projects</b>	<b>89</b>
<b>Risks that can affect our business</b>	<b>93</b>
Types of risk	94
Exploration, development, production and operational risks	94
Financial risks	99
Political risks	102
Regulatory risks	103
Environmental risks	104
Industry risks	105
Other risks	106
<b>Investor information</b>	<b>112</b>
Share capital	112
Common shares	112
Preferred shares	112
Security-based compensation and convertible securities	113
Material contracts	114
Market for our securities	118
Prior sales	119
Trading activity	120
Our team	121
Audit Committee information	127
Interests of experts	130
Additional information	131
<b>APPENDIX A</b>	<b>132</b>

## Important information about this document

This annual information form (“AIF”) provides important information about the Company. It describes, among other things, our history, our markets, our exploration and development projects, our Mineral Resources and Mineral Reserves, sustainability, our regulatory environment, the risks we face in our business and the market for our shares.

### Reporting currency and financial information

The reporting currency of the Company is Canadian dollars. Unless we have specified otherwise, all dollar amounts (“\$”) referred to in this AIF are in Canadian dollars. Any references to “US\$” mean United States (US) dollars. On December 31, 2024, the exchange rate of U.S. dollars into Canadian dollars, as published by the Bank of Canada, was US\$1.00 equals \$1.4389.

### Non-IFRS Financial Measures

In this AIF, we refer to future estimates of financial measures that are not IFRS financial measures (“**Non-IFRS Financial Measures**”). These financial measures are widely used in the mining industry as a benchmark for performance but do not have standardized meanings prescribed by IFRS and may differ from methods used by other companies with similar descriptions. Non-IFRS Financial Measures should not be considered in isolation or in substitute for measures of performance prepared in accordance with International Financial Reporting Standards as issued by the International Accounting Standards Board (“IFRS Accounting Standards”).

These Non-IFRS Financial Measures are included in this AIF because these statistics are used as key performance measures that management uses to monitor and assess future performance of the Springpole Project (as defined below) and to plan and assess the overall effectiveness and efficiency of mining operations. Non-IFRS Financial Measures included in this AIF are as follows:

- *Total Cash Costs and Total Cash Costs per Gold Ounce* – Total Cash Costs are reflective of the cost of production. Total Cash Costs reported in the AIF in regards to the Springpole Project include mining costs, processing, water and waste management costs, on-site general and administrative costs, treatment and refining costs, royalties and silver stream credits. Total Cash Costs per Ounce is calculated as Total Cash Costs divided by total LOM payable gold ounces.
- *All-in Sustaining Costs (“AISC”) and AISC per Gold Ounce* – AISC is reflective of all of the expenditures that are required to produce an ounce of gold from operations. AISC reported in the AIF is in regards to the Springpole Project includes Total Cash Costs, sustaining capital and closure costs. AISC per Gold Ounce is calculated as AISC divided by total LOM payable gold ounces.

The AISC and Total Cash Costs are future estimates only and, as the Company has not generated production from the Springpole Project to date, no comparable historical figures are available.

### Cautionary statement regarding forward-looking information

This AIF includes statements and information about our expectations for the future. When we discuss our strategy, business prospects and opportunities, plans and future financial and operating performance, or other things that have not yet taken place, we are making statements considered to be “forward-looking information” or “forward-looking statements” under applicable securities laws. We refer to them in this AIF as forward-looking information.

Throughout this document, unless stated otherwise or the context otherwise requires, the terms (i) “we”, “us”, “our”, the “Company” and “First Mining” mean First Mining Gold Corp. and our direct and indirect subsidiaries, and (ii) “shares”, “common shares” and “First Mining Shares” mean our common shares, without par value.

Key things to understand about the forward-looking information in this AIF:

- It typically includes words and phrases about the future, such as *expect, believe, estimate, anticipate, plan, intend, predict, goal, target, forecast, project, scheduled, potential, strategy* and *proposed* (see examples listed below).
- It is based on forecasts of future results, estimates of amounts not yet determinable and assumptions of management made in the light of management's experience and perception of historical trends, current conditions and expected future developments, including those we have listed below, which may prove to be incorrect.
- Actual results and events may be significantly different from what we currently expect, because of the risks associated with our business. We list a number of these material risks on the next page. We recommend you also review other parts of this AIF, including the section “*Risks that can affect our business*” starting on page 93, which discuss other material risks that could cause our actual results to differ from current expectations.

Forward-looking information is designed to help you understand management's current views of our near-term and longer-term prospects. It may not be appropriate for other purposes. Forward-looking information is made as of the date of this AIF and we will not update or revise such forward-looking information unless we are required to do so by applicable securities laws.

**Examples of forward-looking information in this AIF**

- statements regarding future acquisitions of mineral properties
- statements relating to our vision and strategy
- statements relating to our plans or intentions to pay, or not pay, a dividend to our shareholders
- our intention to de-risk our material assets through exploration, drilling, calculating resource estimates, conducting economic studies and other activities
- our intention to utilize our management team's expertise to successfully permit and construct producing mines at our material assets
- statements relating to the criteria we will use when assessing potential acquisitions
- our belief that we will continue to be able to locate and retain professionals with the necessary specialized skills and knowledge
- statements regarding our intention and ability to select, acquire and bring to production suitable properties or prospects for mineral exploration and development
- our ability to raise the capital necessary to fund our operations and the potential development of our properties
- our ability to obtain the resources to conduct exploration and development activities on our properties
- our belief that the policies and procedures implemented by our executive management team provide a safe working environment for all of our employees, consultants, contractors and stakeholders

- forecasts relating to market developments and trends in global supply and demand for gold
- our ability to work with the various Indigenous communities in relation to the development of our projects
- our intention to continue to make expenditures to ensure compliance with applicable laws and regulations
- our intentions and expectations regarding exploration, drilling or operations any of our mineral properties or those operated by our partners
- statements regarding the ultimate recovery of gold and silver from our properties, including the Springpole Project and the Duparquet Project (as defined below).
- statements regarding regulatory approval and permitting, including but not limited to the Environmental Assessment process currently underway and our plans to complete a Feasibility Study on the Springpole Project
- statements regarding our plans to address the legacy environmental issues at the Duparquet Project
- forecasts relating to mining, development and other activities at our operations
- statements regarding projected capital and operating costs, net present value, AISC, Total Cash Costs and internal rate of return and cash flows of the Springpole Project and the Duparquet Project
- future royalty and tax payments and rates
- future work on our non-material properties
- our Mineral Reserve and Mineral Resource estimates
- statements regarding our intentions with respect to our holdings of securities of other issuers
- statements regarding future consideration payable to First Mining pursuant to the Silver Stream Agreement (as defined below)
- the estimated capital and operating costs, production, cash flows and LOM estimates and economic returns from our material properties

Statements related to Mineral Resource and Mineral Reserve estimates are deemed to be forward-looking information, as they involve the implied assessment, based on certain estimates and assumptions, that the Mineral Resources and Mineral Reserves described exist in the quantities predicted or estimated or that it will become commercially viable to produce any portion of such resources.

#### Material risks

- |   |   |
|---|---|
| • exploration, development and production risks   | • commodity price fluctuations  |
| • operational hazards   | • availability of capital and financing on acceptable terms                                   |
| • global financial conditions including supply chain issues, increased inflation, interest rates, trade tariffs, economic sanctions and the impact of armed hostilities, such as those ongoing in the Ukraine and the Middle East | • we have no history of commercially producing metals from our mineral exploration properties |



- our Mineral Reserve and Mineral Resource estimates may not be reliable, or we may encounter unexpected or challenging geological, hydrological or mining conditions
- our exploration plans may be delayed or may not be successful
- we may not be able to obtain or maintain necessary permits or approvals from government authorities
- we may be affected by environmental, safety and regulatory risks, including increased regulatory burdens or delays
- there may be defects in, or challenges to, title to our properties
- our current or future mineral tenure or operations may be challenged by one or more groups holding Indigenous rights
- some of our mineral projects have legacy environmental issues as a result of past operations which we may need to remediate
- we may lose our interest in certain projects if we fail to make certain required payments or minimum expenditures
- we may be unable to enforce our legal rights under our existing agreements, permits or licences, or may be subject to litigation or arbitration that has an adverse outcome
- we may be adversely affected by currency fluctuations, volatility in securities markets and volatility in mineral prices and interest rates
- accidents or equipment breakdowns may occur
- the cyclical nature of the mining industry
- there may be changes to government regulations or policies, including tax and trade laws and policies
- we may be adversely affected by changes in foreign currency exchange rates, interest rates or tax rates
- our estimates of production, purchases, costs, decommissioning or reclamation expenses, or our tax expense estimates, may prove to be inaccurate
- we may be impacted by natural phenomena, including inclement weather, fire, flood and earthquakes and the impacts of climate change
- our exploration projects may be disrupted due to problems with our facilities, the unavailability of equipment, equipment failure, labour shortages, ground movements, transportation disruptions or accidents or other exploration and development risk
- uncertainties and substantial expenditures related to determining whether Mineral Resources or Mineral Reserves exist on a property
- we may not be able to attract and retain suitable specialized personnel
- the impact of increased costs on the calculation of Mineral Reserves and on the economic viability of projects
- future sales by existing shareholders could reduce the market price of our shares
- climate change regulations may become more onerous over time as governments implement policies to further reduce carbon emissions
- we are exposed to risks associated with our equity holdings in other public companies

#### Material assumptions

- the assumptions regarding market conditions upon which we have based our capital expenditure expectations
- the availability of additional capital and financing on acceptable terms, or at all
- our Mineral Reserve and Mineral Resource estimates and the assumptions upon which they are based are reliable
- the success of our exploration plans
- our expectations regarding spot prices and realized prices for gold and other precious metals
- market developments and trends in global supply and demand for gold meeting expectations
- our expectations regarding tax rates and payments, foreign currency exchange rates and interest rates
- our reclamation expenses
- the geological conditions at our properties
- the underlying title to each of our properties is valid and will continue to be so
- our ability to satisfy payment and minimum expenditure obligations in respect of certain of our properties
- our ability to comply with current and future environmental, safety and other regulatory requirements, and to obtain and maintain required regulatory approvals without undue delay
- our operations are not significantly disrupted as a result of natural disasters, governmental or political actions, public health crises, litigation or arbitration proceedings, the unavailability of reagents, equipment, operating parts and supplies critical to our activities, equipment failure, labour shortages, ground movements, transportation disruptions or accidents or other exploration and development risks
- our ability to maintain the support of stakeholders and rights holders necessary to develop our mineral projects including, without limitation, holders of Indigenous rights
- the accuracy of geological, mining and metallurgical estimates
- maintaining good relationships with the communities in which we operate

#### National Instrument 43-101 definitions

Canadian reporting requirements for disclosure of mineral properties are governed by National Instrument 43-101 Standards of Disclosure for Mineral Projects (“**NI 43-101**”). The definitions in NI 43-101 are adopted from those given by the *Canadian Institute of Mining Metallurgy and Petroleum* (“**CIM**”).

<b>Qualified Person</b>	The term “Qualified Person” refers to an individual who is an engineer or geoscientist with at least five years of experience in mineral exploration, mine development, production activities and project assessment, or any combination thereof, including experience relevant to the subject matter of the project or report and is a member in good standing of a self-regulating organization.
<b>Mineral Resource</b>	The term “Mineral Resource” refers to a concentration or occurrence of diamonds, natural solid inorganic material, or natural solid fossilized organic material including base and precious metals, coal and industrial minerals in or on the Earth’s crust in such form, grade or quality and quantity that there are reasonable prospects for eventual economic extraction. The location, quantity, grade or quality, continuity and other geological characteristics of a Mineral Resource are known, estimated or interpreted from specific geological evidence and knowledge, including sampling.
<b>Inferred Mineral Resource</b>	The term “Inferred Mineral Resource” refers to that part of a Mineral Resource for which quantity and grade or quality are estimated on the basis of limited geological evidence and limited sampling. Geological evidence is sufficient to imply but not verify geological and grade or quality continuity. The estimate is based on limited information and sampling gathered through appropriate sampling techniques from locations such as outcrops, trenches, pits, workings and drill holes.
<b>Indicated Mineral Resource</b>	The term “Indicated Mineral Resource” refers to that part of a Mineral Resource for which quantity, grade or quality, densities, shape and physical characteristics can be estimated with sufficient confidence to allow the appropriate application of modifying factors (including, but not limited to, mining, processing, metallurgical, infrastructure, economic, marketing, legal, environment, social and governmental factors) in sufficient detail to support mine planning and evaluation of the economic viability of the deposit. The estimate is based on detailed and reliable exploration and testing information gathered through appropriate techniques from locations such as outcrops, trenches, pits, workings and drill holes that are spaced closely enough to reasonably assume geological and grade or quality continuity between points of observation. An Indicated Mineral Resource has a lower level of confidence than that applying to a “Measured Mineral Resource” and may only be converted to a “Probable Mineral Reserve”.

**Measured Mineral Resource**

The term “Measured Mineral Resource” refers to that part of a Mineral Resource for which quantity, grade or quality, densities, shape and physical characteristics can be estimated with sufficient confidence to allow the appropriate application of modifying factors (including, but not limited to, mining, processing, metallurgical, infrastructure, economic, marketing, legal, environment, social and governmental factors) in sufficient detail to support detailed mine planning and final evaluation of the economic viability of the deposit. The estimate is based on detailed and reliable exploration, sampling and testing information gathered through appropriate techniques from locations such as outcrops, trenches, pits, workings and drill holes that are spaced closely enough to confirm geological and grade or quality continuity between points of observation. A Measured Mineral Resource has a higher level of confidence than that applying to either an Indicated Mineral Resource or an Inferred Mineral Resource. It may be converted to a “Proven Mineral Reserve” or to a Probable Mineral Reserve.

**Mineral Reserve**

The term “Mineral Reserve” refers to that part of a Measured and/or Indicated Mineral Resource which, after the application of all mining factors, result in an estimated tonnage and grade which, in the opinion of the Qualified Person(s) making the estimates, is the basis of an economically viable project after taking account of all relevant modifying factors (including, but not limited to, mining, processing, metallurgical, infrastructure, economic, marketing, legal, environment, social and governmental factors). It includes diluting materials that will be mined in conjunction with the Mineral Reserves and delivered to the treatment plant or equivalent facility, as well as allowances for losses which may occur when the material is mined or extracted, and Mineral Reserves are defined by studies at pre-feasibility or feasibility level, as appropriate. Such studies demonstrate that, at the time of reporting, extraction could reasonably be justified. The term Mineral Reserve does not necessarily signify that extraction facilities are in place or operative or that all governmental approvals have been received. It does, however, signify that there are reasonable expectations of such approvals.

**Probable Mineral Reserve**

The term “Probable Mineral Reserve” refers to the economically mineable part of an Indicated Mineral Resource, and in some circumstances, a Measured Mineral Resource. The confidence in the modifying factors (including, but not limited to, mining, processing, metallurgical, infrastructure, economic, marketing, legal, environment, social and governmental factors) applying to a Probable Mineral Reserve is lower than that applying to a “Proven Mineral Reserve”. Probable Mineral Reserve estimates must be demonstrated to be economic, at the time of reporting, by at least a pre-feasibility study.

**Proven Mineral Reserve**

The term “Proven Mineral Reserve” refers to the economically mineable part of a Measured Mineral Resource. A Proven Mineral Reserve implies that the Qualified Person has the highest degree of confidence in the estimate and the modifying factors (including, but not limited to, mining, processing, metallurgical, infrastructure, economic, marketing, legal, environment, social and governmental factors). Use of the term is restricted to that part of the deposit where production planning is taking place and for which any variation in the estimate would not significantly affect the potential economic viability of the deposit. Proven Mineral Reserve estimates must be demonstrated to be economic, at the time of reporting, by at least a pre-feasibility study.

**Glossary of units**

Unit	Abbreviation
centimetre(s)	cm
cubic metre(s)	m <sup>3</sup>
day	d
degree(s)	°
foot/feet (as context requires)	ft.
gram(s)	g
grams per tonne	g/t
hectare(s)	ha
kilogram(s)	kg
kilometre(s)	km
metre(s)	m
micrometre(s)	µm
million ounces	Moz.
million cubic metres	Mm <sup>3</sup>
million tonnes	Mt
ounce(s)	oz.
ounce(s) per tonne	oz./t
parts per million	ppm
square kilometre(s)	km <sup>2</sup>
square metre(s)	m <sup>2</sup>
tonne(s)	t
tonnes per cubic metre	t/m <sup>3</sup>

**Glossary of elements**

Element	Abbreviation
copper	Cu
gold	Au
silver	Ag

## Glossary of abbreviations and acronyms

All-In Sustaining Costs	AISC
Canadian Environmental Assessment Act	CEAA
Carbon-in-Pulp	CIP
Cut-off Grade	COG
Environmental Impact Statement	EIS
Engineering, Procurement and Construction Management	EPCM
General and Administrative	G&A
Internal Rate of Return	IRR
Life-of-Mine	LOM
National Instrument 43-101	NI 43-101
Net Present Value	NPV
Net Smelter Return	NSR
Non-Acid Generating	NAG
Potentially Acid Generating	PAG
Pre-Feasibility Study	PFS
Preliminary Economic Assessment	PEA
Quality Assurance	QA
Quality Control	QC
Waste Storage Facility	WSF

#### Cautionary note to US investors

As a British Columbia corporation and a “reporting issuer” under Canadian securities laws, the technical information contained herein regarding our mineral properties has been prepared in accordance with the requirements of NI 43-101, which differ from the requirements of the United States securities laws applicable to U.S. companies. Accordingly, information concerning mineral deposits set forth herein may not be comparable with information made public by companies that report in accordance with U.S. standards.

Technical disclosure contained in this AIF has not been prepared in accordance with the requirements of United States securities laws and uses terms that comply with reporting standards in Canada with certain estimates prepared in accordance with NI 43-101.

NI 43-101 is a rule developed by the Canadian Securities Administrators that establishes standards for all public disclosure an issuer makes of scientific and technical information concerning the issuer’s material mineral projects.

## About First Mining

First Mining Gold Corp. is a Canadian-focused gold exploration and development company that was created in 2015 by Mr. Keith Neumeyer, founding President and CEO of First Majestic Silver Corp. and a co-founder of First Quantum Minerals Ltd.

We are advancing a portfolio of gold projects in Canada, with a focus on the Springpole Gold Project in northwestern Ontario (the “**Springpole Project**” or “**Springpole**”) and the Duparquet Gold Project in Quebec (the “**Duparquet Project**” or “**Duparquet**”).

We are publicly listed on the Toronto Stock Exchange (“**TSX**”) under the trading symbol “**FF**”, in the United States on the OTC-QX under the trading symbol “**FFMGF**”, and on the Frankfurt Stock Exchange under the symbol “**FMG**”. Our board of directors (the “**Board**”) and management team have decades of experience in evaluating, exploring and developing mineral assets.

**First Mining Gold Corp.**  
(TSX: FF; OTC-QX: FFMGF; Frankfurt: FMG)

Head Office:

First Mining Gold Corp.  
Suite 2070  
1188 West Georgia Street  
Vancouver, BC V6E 4A2  
Canada

Registered & Records Office:

Bennett Jones LLP  
Suite 2500, Park Place  
666 Burrard Street  
Vancouver, BC V6C 2X8  
Canada

## Vision and strategy

We hold a portfolio of mineral assets in Canada, with a focus on gold, along with a number of marketable securities. Our vision is to advance our material assets toward a construction decision and, ultimately, to production.

To achieve this goal, our strategy is to:

- advance the Springpole Project to a construction decision by taking Springpole through the environmental assessment approval process and completing a feasibility study;
- enhance the Springpole Project by exploring the consolidated mineral tenure surrounding the Springpole Project in the prospective Birch-Uchi greenstone belt;
- advance the Duparquet Project by completing environmental baseline, engineering and economic studies to scope a project that demonstrates robust economic return and addresses the environmental legacy of the past-producing mine;
- de-risk our other material assets through exploration, drilling, calculating resource estimates, conducting engineering, environmental and economic studies, environmental remediation, advancing the projects through permitting processes and other activities;
- surface value from our portfolio of assets by finding partners to help advance them by committing financial and human capital to advance and de-risk them, and ultimately monetizing those projects to provide funding to advance our material assets; and
- utilize our Board and management team's expertise to successfully permit, finance and construct producing mines at our material assets, either on our own or with financial or operating partners

We may acquire additional mineral assets in the future. We consider the following criteria when assessing potential acquisition targets:

- Quality of asset – we consider factors such as economics, grade, size and exploration potential, metallurgy and mineability (e.g. strip ratio) when assessing a new mineral property.
- Location – we are focused on assets located in politically stable and mining friendly jurisdictions.
- Compatibility with our existing asset base – we consider whether a project can improve the economic or strategic value of our existing projects.



- Availability of infrastructure – we consider whether the project has good access to power, water, highways, ports and a labour force.
- Holding costs – we take into account the holding costs (e.g. assessment work requirements) and annual taxes payable on the mineral claims when deciding whether to acquire a new mineral property.
- Valuation – we look for attractively valued resources to add to our portfolio.

#### General overview of our business

We are in the exploration and development stage, and we do not currently own any producing properties. Consequently, we have no current operating income or cash flow from our properties, nor have we had any income from operations in the past three financial years. At this time, our operations are primarily funded by equity and other financings, and the sale or monetization of non-core assets.

An investment in First Mining is speculative and involves a high degree of risk due to the nature of our business and the present stage of exploration and development of our mineral properties. We encourage readers to carefully read this AIF in its entirety, including the section “*Risks that can affect our business*” starting on page 93 which discusses certain material risks related to our business, operations and prospects.

#### Principal products

We are currently in the exploration and development stage and do not produce or sell mineral products. Our principal focus is on gold.

#### Specialized skills and knowledge

Our business requires individuals with specialized skills and knowledge in the areas of geology, drilling, geophysics, geochemistry, metallurgy, engineering and mineral processing, implementation of exploration programs, mine engineering, environmental assessment and mine permitting, acquisitions, capital raising, mine finance, accounting, and environmental compliance. In order to attract and retain personnel with such skills and knowledge, we seek to maintain competitive remuneration and compensation packages and to provide a work environment that allows our team members to grow professionally and personally. To date, we have been able to locate and retain such professionals in Canada, and we believe we will be able to continue to do so.

#### Competitive conditions

The precious metal mineral exploration and mining industry is very competitive in all phases of exploration and development, and we compete with numerous other companies and individuals in the search for, and the acquisition and development of, attractive precious metal mineral properties.

As a result of this competition, we may at times compete with other companies that have greater financial resources and technical facilities, and we may compete with other exploration and mining companies for the procurement of equipment and for the availability of skilled labour, which means that there may be times where we are unable to attract or retain qualified personnel. As well, we cannot assure you that additional capital or other types of financing will be available if needed or that, if available, the terms of such financing will be favourable to us.

## **Cycles**

The mining business is subject to commodity price cycles. The financial markets continue to experience extreme volatility as of the date of this AIF due to a variety of factors. The long-term outlook for financial markets and the economy in general is at present unknown. If the global economy stalls and commodity prices decline as a consequence, a period of lower prices and/or higher costs could significantly affect the economic potential of many of our current properties and may result in First Mining ceasing work on, or dropping its interest in, some or all of our properties. As we do not currently undertake production activities, our ability to fund ongoing exploration is affected by the availability of financing (and particularly equity financing) which, in turn, is affected by the strength of the economy, commodity prices, interest rates, inflation and other general economic factors. In response to increases in inflation over the past several years, governments have raised, and may continue to raise, interest rates. Our exposure to changes in interest rates results from investing activities undertaken to manage our liquidity and capital requirements. In addition, the increase in rates may impact the cost to the Company to advance exploration and development. There can be no assurances that interest rates will not continue to increase, perhaps materially, and if they do, they may have a material adverse effect on our business and financial position.

In addition, our mineral exploration activities may be subject to seasonality due to adverse weather conditions at our project sites. Drilling and other exploration activities on our properties may be restricted during the winter season as a result of various weather-related factors including, without limitation, inclement weather, snow covering the ground, frozen ground and restricted access due to snow, ice or other weather-related factors, all of which may be exacerbated by climate change.

## **Economic dependence**

Our business is dependent on the acquisition, exploration, development and operation of mineral properties. We are not dependent on any contract to sell our products or services or to purchase the major part of our requirements for goods, services or raw materials, or on any franchise or licence or other agreement to use a patent, formula, trade secret, process or trade name upon which our business depends.

## **Employees**

As of the date of this AIF, we have 29 full-time employees, and we also utilize a variable number of fixed-term employees, consultants and contractors as needed to carry on many of our activities and, in particular, to supervise and carry out the work programs at our mineral projects.

## **Environmental Protection**

We are subject to the laws and regulations relating to environmental matters in all jurisdictions in which we operate, including provisions relating to property reclamation, discharge of hazardous materials and other matters, and we conduct our mineral exploration activities in compliance with applicable environmental protection legislation.

We may be held liable should environmental problems be discovered that were caused by former owners and operators of our mineral projects. Specifically, at the Duparquet Project, we are aware of certain legacy environmental issues relating to the past operation of the Beattie and Donchester mines in the 1930s to 1950s, including the presence of 3,500 tonnes of arsenic trioxide roaster dust that has been stored on the site since the previous operators ceased operations. We are proactively working with the relevant ministries in Quebec to develop a plan to address these legacy environmental issues at Duparquet through the development of a new mine.

New environmental laws and regulations, amendments to existing laws and regulations, or more stringent implementation of existing laws and regulations could have a material adverse effect on us, both financially and operationally, by potentially increasing capital and/or operating costs and delaying or preventing the development of our mineral properties.

## **Bankruptcy and similar procedures**

There are no bankruptcies, receivership or similar proceedings against us, nor are we aware of any such pending or threatened proceedings. We have not commenced any bankruptcy, receivership or similar proceedings during our history.

2022

January

- We provided an update on the ongoing technical work at the Springpole Project to further optimize the development plan for Springpole and to further define the project scope for the environmental assessment process and into the feasibility study process. Highlights of such ongoing technical work included:
  - o In 2021, taking 2.4 tonnes of metallurgical samples collected from 10 drill holes to form three production composites that underwent advanced metallurgical testing, as well as 10 variability composites. The initial results supported the test work and assumptions that were used in the Springpole PFS.
  - o Filtration test work to optimize the size of the filter plant.
  - o An analysis of potential greenhouse gas emissions from the Springpole Project and determining that opportunities exist to reduce such greenhouse gas emissions.
  - o Our commissioning of SLR Consulting to complete an initial scoping study of the opportunities to incorporate renewable power generation into the project development plan at Springpole. The study concluded that wind and solar were both viable potential supplemental power sources and warranted further study.
  - o During 2021 our environmental field work involved a comprehensive program to supplement the baseline data that had been collected in previous years.
- We announced that Mr. Kenneth Engquist, our Chief Operating Officer, had resigned to pursue another opportunity in the mining industry.
- We were made aware of a Statement of Claim filed in the Ontario Superior Court of Justice on January 7, 2022 by Cat Lake First Nation and certain other parties (collectively, the “**Plaintiffs**”) against the Crown (the “**Cat Lake Claim**”). Amongst other things, the Plaintiffs are seeking an order from the Court that all mineral tenure on lands that the Plaintiffs claim they have exclusive aboriginal title be returned to the Plaintiffs and that all mining permits, leases, license and patents in respect of such lands be cancelled. The Springpole Project is located on the lands subject to this claim and First Mining is continuing to monitor the claim. See “**Political Risks – Indigenous peoples**” starting on page 102.

February

- We announced that we had acquired 286,904 additional common shares of Beattie Gold Mines Ltd. (“**Beattie**”), a private company incorporated under the *Business Corporations Act* (Ontario) which owns the mining concession that forms the largest part of the Duparquet Project and thereby increased our ownership interest in Beattie from 10% to 25.3%. The purchase price paid for these additional common shares of Beattie was comprised of a \$1,272,824 cash payment and the issuance of 7,636,944 First Mining Shares.

March

- We announced the appointment of Mr. Jeffery Reinson as our Chief Operating Officer, effective March 28, 2022.

## June

- We announced the publication of our inaugural Annual ESG Report (the “**ESG Report**”), which included a comprehensive review of our ESG commitments, practices, and performance for the 2021 year. Highlights of the ESG Report included:
  - We conducted an analysis of potential greenhouse gas (“**GHG**”) emissions from the Springpole Project and developed mitigation plans to reduce such GHG emissions, including tying the Springpole Project to the electrical power grid.
  - We provided \$51,000 in sponsorship and investments in 2021, including investments of \$33,500 to support community well-being and \$17,500 to support traditional land use.
  - We provided \$500,000 in capacity support funding for impacted Indigenous Communities and \$100,000 funding for Traditional Knowledge studies.
  - We completed a comprehensive assessment of cultural heritage resources present in the Springpole Project area through inclusive Indigenous engagement.
  - We became a founding partner in the Sioux Lookout Mining Centre of Excellence with a first-year goal to provide basic mining training to 150 largely Indigenous youth.
  - We reiterated our commitment to increasing diversity through hiring more female and Indigenous employees.

## July

- We announced that we had made an offer to acquire an additional 74.7% equity interest in Beattie, which owns the mining concession that forms a large part of the Duparquet Project (the “**Beattie Offer**”), thereby increasing our ownership interest in Beattie from 25.3% to 100%. The total consideration of the Beattie Offer was \$6,227,176 in cash and the issuance of 39,127,280 First Mining Shares.
- Concurrent with the Beattie Offer, we announced that we had entered into share purchase agreements to acquire all of the issued and outstanding shares of 2588111 Manitoba Ltd. (“**258 Manitoba**”) and 2699681 Canada Ltd. (“**269 Canada**”) (together, the “**Concurrent Transactions**”). 258 Manitoba is a private company that owns the mineral rights to mining claims that make up the former Donchester mining concession and Dumico property that also form a part of the Duparquet Project. 269 Canada is a private company that owns in whole or in part, the surface rights to the Beattie, Donchester and Dumico Properties. The total consideration payable under the Concurrent Transactions was \$2,500,000 in cash and the issuance of 20,000,000 First Mining Shares. In aggregate, the total consideration of the Beattie Offer and the Concurrent Transactions was \$8,727,177 in cash and 69,127,820 First Mining Shares.

## August

- We announced that Mr. Andrew Marshall, our Chief Financial Officer, had resigned to pursue another opportunity in the mining industry, and we announced the appointment of Lisa M. Peterson as our new Chief Financial Officer, effective September 16, 2022.
- We announced the closing of the first tranche of a non-brokered private placement offering, raising aggregate gross proceeds of \$4.7 million (the “**2022 Tranche 1 Offering**”), pursuant to which we issued 15,749,868 common shares that qualify as “flow-through shares” (“**Flow-Through Shares**”) for the purposes of the Income Tax Act (Canada) (the “**2022 Flow-Through Shares**”) at a price of \$0.30 per 2022 Flow-Through Share. The gross proceeds raised from the sale of the 2022 Flow-Through Shares under the 2022 Tranche 1 Offering were used by First Mining to fund exploration programs that qualify as “Canadian Exploration Expenses” (“**CEE**”) and “flow-through mining expenditures”, each as defined in the *Income Tax Act* (Canada).

#### September

- We announced the closing of the final tranche of a non-brokered private placement offering, raising aggregate gross proceeds of approximately \$0.6 million (the “**2022 Tranche 2 Offering**”), pursuant to which we issued 2,000,000 2022 Flow-Through Shares at a price of \$0.30 per 2022 Flow-Through Share. The net proceeds raised from the sale of the 2022 Flow-Through Shares under the 2022 Tranche 2 Offering were used by First Mining to fund exploration programs that qualify as CEE and “flow-through mining expenditures”, each as defined in the *Income Tax Act* (Canada). In total, we raised gross proceeds of approximately \$5.3 million from the 2022 Tranche 1 Offering and the 2022 Tranche 2 Offering.
- We announced the closing of the Beattie Offer and the completion of the Concurrent Transactions, resulting in us acquiring 100% ownership of the Duparquet Project. In aggregate, the total consideration paid by us in connection with the Beattie Offer and the Concurrent Transactions was \$8,727,177 in cash and 69,127,820 First Mining Shares, and the total transaction value was approximately \$24 million.
- We announced that Big Ridge Gold Corp. (“**Big Ridge**”) had completed the Stage 1 earn-in requirements (the “**Hope Brook Stage 1 Earn-In**”) with respect to our Hope Brook Gold Project in Newfoundland, Canada (the “**Hope Brook Project**”), as set out in the Hope Brook Earn-In Agreement (as defined below) announced in April 2021. As required under such agreement, Big Ridge had (i) incurred \$10 million in qualifying exploration expenditures at the Hope Brook Project, (ii) issued 15,000,000 common shares of Big Ridge (“**Big Ridge Shares**”) to First Mining, and (iii) granted to First Mining a 1.5% NSR royalty on the Hope Brook Project, 0.5% of which can be bought back by Big Ridge for \$2 million cash. With the completion of the Hope Brook Stage 1 Earn-In, Big Ridge earned a 51% ownership interest in the Hope Brook Project and had until June 8, 2026 to acquire an additional 29% direct interest in the project, with Big Ridge subsequently acquiring this additional interest as further discussed below.

#### October

- We filed a technical report for the Duparquet Project that was prepared for First Mining in accordance with NI 43-101 by InnovExplo Inc. The technical report, which is entitled “*NI 43-101 Technical Report and Mineral Resource Estimate Update for the Duparquet Project, Quebec, Canada*” (report date: October 6, 2022; effective date: September 12, 2022). This report has now been superseded by a Preliminary Economic Assessment (effective date September 15, 2023). See the section of this AIF entitled “*Material Properties – Duparquet*” for further details of the Preliminary Economic Assessment for the Duparquet Project.

#### December

- We announced that we had entered into a definitive royalty purchase agreement with an affiliate of Sprott Resource Streaming and Resource Corp. (“**Sprott**”) pursuant to which we sold our 1.5% NSR royalty on the Goldlund Project to Sprott for total cash consideration of approximately \$9.5 million.

January

- We provided an update on exploration activities at our BUGB Project located in the Red Lake Mining District of Ontario, Canada, near the Springpole Project. Highlights of such exploration activities included:
  - o We commenced a district-wide exploration program to unlock the exploration potential on the +70,000-hectare property position located in the underexplored BUGB.
  - o District rock sampling programs returned significant gold results across multiple centres of mineralization over the project area.
  - o Soil geochemical gap analysis, infill and pioneering surveys were completed over conducive terrains, where an additional +700 samples were collected.
  - o We completed a five drill hole campaign, totalling 1,560 m at the Swain Property, with initial results indicative of favourable host lithologies, zones of meaningful width, and increased mineralization around key structures.
- We announced that through our wholly-owned subsidiary, Duparquet Gold Mines Inc., we had entered into an agreement with IAMGOLD Corporation (“**IAMGOLD**”) to acquire its Porcupine East property (“**Porcupine East Property**”), located adjacent to our Duparquet Project and connecting our Pitt and Duquesne gold projects to the east, for total consideration of:
  - o 2,500,000 First Mining Shares;
  - o The grant of a 1.5% NSR royalty on the Porcupine East Property to IAMGOLD;
  - o A future contingent payment of \$500,000, in cash or First Mining Shares, on the declaration of a minimum of 350,000 oz gold resource estimate on the Porcupine East Property; and
  - o A future contingent payment of \$1,000,000, in cash or First Mining Shares, to be paid within 12 months of commercial production being declared at the Duparquet Project, as long as any major surface infrastructure related to the Duparquet Project has been constructed on the Porcupine East Property.
- Westward Gold Inc. (“**Westward**”), successor in interest to Momentum Minerals Ltd., exercised its option to acquire 100% of our Turquoise Canyon Project located in Nevada, and upon exercise of the option, Turquoise Canyon Inc., a wholly-owned subsidiary of Westward, granted us a 2% NSR royalty on the Turquoise Canyon Project, 1% of which can be bought back by Westward for \$1 million at any time prior to the first anniversary of commercial production on the property.

February

- We completed our previously announced acquisition of the Porcupine East Property.
- We announced that we had completed a transaction with Elemental Altus Royalties Corp. (“**Elemental Altus**”) pursuant to which we sold to Elemental Altus all of the issued and outstanding shares of one of our wholly-owned subsidiaries that held our non-core royalty portfolio for total consideration of approximately \$6.7 million, comprised of \$4.7 million in cash and 1,598,162 common shares of Elemental Altus (the “**Royalty Portfolio Transaction**”). Our royal portfolio sale to Elemental Altus was comprised of 19 royalties across four countries, including the 2% NSR on the Pickle Crow Project and the 1% NSR on the Hope Brook Project.
- We were made aware that the Crown had filed a Statement of Defence and Cross-Claim in the Ontario Superior Court of Justice on February 10, 2023 in respect of the Cat Lake Claim (the “**Crown’s Statement of Defence**”), with the Crown seeking a dismissal of the Cat Lake Claim and putting forward a cross-claim against the Province of Ontario for contribution and indemnity in the event the federal government of Canada is found liable to pay monies to the Cat Lake First Nation as a result of the Cat Lake Claim. See “**Political Risks – Indigenous peoples**” starting on page 102.

#### April

- We announced the completion of our 2022 development drilling program at Springpole and its results, which expanded mineralization potential with a SW extension zone. Highlights of the drilling program included:
  - o The 2022 Springpole diamond drilling campaign comprised 62 drill holes totalling 5,834 metres, and was focused on advancing geotechnical, hydrogeological, and geochemical studies related to metal leaching and acid rock drainage.
  - o Drilling in the southwest area of the Springpole deposit identified additional mineralization (“**SW Extension Zone**”) which extends beyond the ore zone boundary as defined in the 2021 Pre-Feasibility Study, allowing for extension of the deposit continuity outside the current mineral resource area.
  - o Highlighted intercepts supporting the SW Extension Zone include 1.08 g/t Au over 30.0 m in hole SG22-008, and 0.98 g/t Au over 33.0 m in hole SG22-021, representing an area of opportunity for resource growth potential to be supported by infill and step-out drilling.
- We announced the initiation of a planned 5,000 metre exploration drilling program at Duparquet with a focus on advancing a number of newly developed exploration targets, as well as resource growth and several optimization opportunities.
- We completed the sale of certain non-core mining claims (the “**Eagle Claims**”) located in Manitoba to Grid Metals Corp. (“**Grid Metals**”), with total consideration comprised of C\$300,000 in cash, 250,000 common shares of Grid Metals, a future contingent payment of C\$350,000 and a 2.0% NSR royalty on the Eagle Claims.

#### June

- We announced the publication of our second Annual ESG Report, which included a comprehensive review of our ESG commitments, practices, and performance for the 2022 year, highlighting ESG metrics across our two flagship assets, the Springpole Project and Duparquet Project.
- We announced exploration results from our Swain and Sol d’Or properties in the BUGB Project located in northwestern Ontario, Canada, near our Springpole Project. Results from field and drilling programs on these two properties have identified new gold mineralization in favourable geologic settings. Highlights of the exploration advancements:
  - o Identification of key exploration elements in the Grace Deformation Zone over a structural strike length of 6.5 km.
  - o Discovery of a new gold-in-soil anomaly, including a gold assay of 724 ppb Au, with open opportunity for expansion and infill.
  - o Return of rock grab samples from the Sol d’Or property, including a high-grade sample of 34.7 g/t Au, confirming potential for a high-grade host environment, and additional samples from the Swain Property, including one at 9.3 g/t Au.
  - o Completion of a 150-line km airborne geophysical survey with advanced processing and modelling supporting forward targeting.
  - o Identification of six discrete electromagnetic conductive plate models from geophysical modelling favourable for further targeting and resolution advancement.
  - o Drilling of five priority holes at the Swain Property validating a geologic setting of favourable host rocks including notable alteration and mineralization, and including drill intersects of up to 0.64 g/t Au over 5.6 m, and 0.34 g/t Au over 14.9 m.

- We announced the closing of a non-brokered private placement offering, raising aggregate gross proceeds of \$5 million (the “**2023 FT Offering**”), pursuant to which we issued 18,518,519 flow-through units (the “**2023 FT Units**”) at a price of \$0.27 per 2023 FT Unit. Each 2023 FT Unit was comprised of one common share and one half of one common share purchase warrant, issued on a flow-through basis, with each full common share purchase warrant being exercisable to acquire one additional common share at a price of \$0.27 for a period of 36 months following the closing date of the 2023 FT Offering. The gross proceeds raised from the sale of the 2023 FT Units under the 2023 FT Offering were used by First Mining to fund exploration programs that qualify as CEE and “flow-through mining expenditures”, as defined in the *Income Tax Act* (Canada).

#### July

- We announced results from our 2023 drilling program focused on the advancement of our drilling targets at our BUGB Project. The targets are located near our Springpole Project, with the Saddle target located approximately 12 km southwest of our Springpole Project. Winter drilling comprised a total of eleven drill holes for 2,760 meters focused on three target areas including Saddle, Horseshoe, and Atlantis. Highlights include:
  - o Five drill holes were completed at the Saddle target totalling 842 meters which identified a significant gold mineralization system, returning grades of 0.92 g/t Au over 114.0 m in hole SAT23-001, and 0.75 g/t Au over 57.7 m in drill hole SAT23-002.
  - o Five drill holes were completed at the Horseshoe target totalling 1,589 m which identified a significant gold mineralization system, with drill highlights including 0.48 g/t Au over 48.5 m in drill hole HOR23-001, 0.54 g/t Au over 57 m in drill hole HOR23-002, and 0.64 g/t Au over 24 m and 0.45 g/t Au over 14.5 m in drill hole HOR23-003.
  - o Drilling was also completed at the Atlantis target which focused on EM plate modelled targets identified in the 2022 airborne geophysics campaign.
- We announced that Mr. Samir Patel, our General Counsel and Corporate Secretary, had resigned to pursue another opportunity in the mining industry.

#### September

- We announced initial results from our Phase I exploration drilling program at the Duparquet Project. Drilling at the Duparquet Project occurred at the newly modeled “Buzz Zone” which intersected 6.52 g/t Au over 4.6 m and 1.19 g/t Au over 10.4 m in drill hole DUP23-002, and 4.94 g/t Au over 1.00 m as well as 2.16 g/t Au over 1.50 m in drill hole DUP23-003, confirming a newly modeled gold zone targeted proximal to the South Beattie Syenite contact. In addition, results from drill hole DUP23-001 returned 2.28 g/t Au over 5.05 m, and drill hole DUP23-002 returned 8.70 g/t Au over 3.3 m, validating wireframes for the existing resource.
- We announced the results of a positive Preliminary Economic Assessment (the “**Duparquet PEA**”) that had been completed for our Duparquet Project. Highlights of the Duparquet PEA were as follows:
  - o C\$1.07 billion pre-tax NPV5% and C\$588 million after-tax NPV5% at US\$1,800/oz Au
  - o 24.9% pre-tax IRR; 18.0% after-tax IRR at US\$1,800/oz Au
  - o Annual LOM recovered gold production of 233 koz



- o Total LOM recovered gold of 2.5 Moz over an 11-year mine life
- o Pre-tax payback of 3.8 years; after-tax payback of 4.8 years
- o Initial capital costs estimated at C\$706 million; sustaining and underground development capital costs estimated at C\$738 million
- o Average annual LOM Total Cash Cost of US\$751/oz; average annual LOM AISCs of US\$976/oz

Notes:

*Total cash costs consist of mining costs, processing costs, mine-level general and administrative (“G&A”) costs, treatment and refining charges and royalties. It does not include Company level G&A. Please see “Non-IFRS Financial Measures” at the beginning of this AIF.*

*AISC consists of total cash costs plus sustaining and closure costs. Please see “Non-IFRS Financial Measures” at the beginning of this AIF.*

See the section of this AIF entitled “Material Properties – Duparquet” for further details of the Duparquet PEA.

October

- We filed a technical report for the Duparquet PEA that was prepared for us in accordance with NI 43-101 by G Mining Services Inc. The technical report, which is entitled “NI 43-101 Technical Report: Preliminary Economic Assessment Duparquet Gold Project, Quebec, Canada” (report date: October 20, 2023; effective date: September 15, 2023), can be found under our SEDAR+ profile at [www.sedarplus.ca](http://www.sedarplus.ca), and on our website at [www.firstmininggold.com](http://www.firstmininggold.com). See the section of this AIF entitled “Material Properties – Duparquet” for further details of the technical report for the Duparquet PEA.
- We announced a \$5 million non-brokered private placement financing (the “**2023 Unit Offering**”), with an intention to issue 40,000,000 units (the “**2023 Units**”) at a price of \$0.125 per 2023 Unit. Each 2023 Unit was comprised of one common share and one half of one common share purchase warrant with each full common share purchase warrant being exercisable to acquire one additional common share at a price of \$0.20 for a period of 36 months following the closing date of the 2023 Unit Offering.

November

- We announced, through our wholly-owned subsidiary Gold Canyon (as defined below), the sale of our non-core 27% ownership in the Favourable Lake Claims (the “**FL Claims**”) located in Ontario to Patriot Lithium Ltd. (“**Patriot Lithium**”) for total consideration comprised of 1,250,000 ordinary shares of Patriot Lithium and a 0.54% NSR royalty on the FL Claims.
- We upsized the previously announced 2023 Unit Offering to approximately \$10 million and closed the first tranche of the 2023 Unit Offering by issuing 63,993,000 2023 Units at a price of \$0.125 per 2023 Unit for aggregate gross proceeds of approximately \$8 million.

December

- We announced the discovery of new gold occurrences confirmed from rock sampling assay results from our 2023 exploration program at our BUGB Project. Highlights at the now established Challenger target included:
  - o Two newly discovered gold mineralization occurrences within 60 m of each other, with samples grading 25.60 g/t Au, 7.10 g/t Au and 4.42 g/t Au
  - o Close proximity to an expanding gold mineralization system (375 m NW of Saddle) identified in First Mining’s 2023 winter drill program, where Saddle drilling returned 0.92 g/t Au over 114 m
  - o Employed geoscience systems approach to characterize the target geology, supporting additional exploration opportunities in close proximity to the Challenger and Saddle target areas

- We closed the second and final tranche of the 2023 Unit Offering for total proceeds of approximately \$10.8 million across two tranches of the 2023 Unit Offering. In the second tranche of the 2023 Unit Offering, we issued 22,668,000 2023 Units at a price of \$0.125 per 2023 Unit for aggregate gross proceeds of approximately \$2.8 million. Each 2023 Unit was comprised of one common share and one half of one common share purchase warrant with each full common share purchase warrant being exercisable to acquire one additional common share at a price of \$0.20 for a period of 36 months following the closing date of the second tranche of the 2023 Unit Offering.

## 2024

### January

- We announced the expansion of multiple gold zones from the drilling of key targets at the Duparquet Project. We completed 17 exploration drill holes totalling 6,966 m in our 2023 exploration drilling campaign which focused on initial drill testing of key targets across the Duparquet Project. A new area of mineralization continuity was identified at Central Duparquet, which returned 1.71 g/t Au over 8.9 m, including 5.11 g/t Au over 1 m, and 1.29 g/t Au over 7.6 m, including 3.3 g/t Au over 1.8 m in drill hole DUP23-006. In addition, drilling at the CDHG Zone in the area of the historical Central Duparquet development returned 1.78 g/t Au over 4 m, 2.73 g/t Au over 6.15 m, including 6.98 g/t Au over 0.7 m, and including 10.6 g/t Au over 0.65 m, in drill hole DUP23-005.
- We announced the filing of a final short form base shelf prospectus with the securities commissions in each of the provinces of Canada (the “**2024 Shelf Prospectus**”), and a corresponding registration statement on Form F-10 with the U.S. Securities and Exchange Commission under the U.S./Canada Multijurisdictional Disclosure System (the “**2024 Registration Statement**”). The 2024 Shelf Prospectus and corresponding 2024 Registration Statement allow us to undertake offerings of common shares (including common shares issued on a “flow-through” basis), preferred shares, warrants, subscription receipts and units, or any combination thereof, up to an aggregate total of \$100 million from time to time during the 25-month period that the 2024 Shelf Prospectus remains effective.
- We announced officer appointments of James Maxwell as Vice President, Exploration & Project Operations, and Stephen Lines as Vice President, Sustainability and the resignation of Mr. Jeffrey Reinson, Chief Operating Officer, to pursue another opportunity in the mining industry.

### February

- We announced all assay results having been received and with several significant discovery and follow-up targets, including a new zone immediately to the south of the current mineral resource area (Buzz Zone: 6.52 g/t Au over 4.6 m), confirmation of mineralization and a higher grade trend in the area of Central Duparquet (CDHG Zone: 2.73 g/t Au over 6.15 m), extension and connectivity of the mineralization between Central Duparquet and the Dumico deposit (Valentre Zone: 1.71 g/t Au over 8.9 m) and most recently, advancing the easterly and down-dip extension of the Donchester South Shear Zone (DCD Zone: 1.83 g/t Au over 7.0 m).
- We commenced mobilization activities at the Duparquet Project in support of our 2024 drilling campaigns:
  - A six-hole, 2,500 m drill program is planned, targeting the North Zone as well as a regional brownfields opportunity from the 2023 field campaign that remains underexplored
  - For the second quarter of 2024, we are also aiming to commence a Phase 3 drilling campaign alongside regional airborne geophysics and LiDAR survey programs that will further uplift exploration target development and vectoring ahead of the summer field campaigns

We received construction permits for a temporary winter road to the Springpole Project by Ontario Ministry of Natural Resources and Forestry (“MNRF”). Subsequently, First Mining received notice from litigation counsel to Cat Lake First Nation that it intended to challenge the permits issued to First Mining. The lawyers for First Mining, MNRF and Cat Lake First Nation met for a scheduling hearing at which the judge issued an interim order staying the authorization of MNRF, pausing the winter road construction activities.

#### April

- We announced the acquisition of the control and direction over an additional 10,000,000 Big Ridge Shares upon Big Ridge’s deemed exercise of its second earn-in right for an additional 29% interest (the “**Second Earn-In Right**”) in the Hope Brook Project in accordance with the terms of the earn-in agreement dated April 5, 2021 entered into by and among First Mining, its wholly-owned subsidiary Coastal Gold Corp. and Big Ridge, as amended on March 21, 2024 (as amended, the “**Hope Brook Earn-In Agreement**”). In connection with Big Ridge’s exercise of the Second Earn-In Right, we dispensed with the requirement for Big Ridge to incur an additional \$10,000,000 in expenditures on the Hope Brook Project in exchange for the early exercise of the Second Earn-In Right and the satisfaction by Big Ridge of certain conditions, including, among other things, Big Ridge (i) issuing to First Mining, or as directed by First Mining, an additional 10,000,000 Big Ridge Shares and (ii) arranging for the sale by First Mining to certain purchasers arranged by Big Ridge (collectively, the “**Purchasers**”) of all 36,500,000 Big Ridge Shares then beneficially owned or controlled by First Mining at a price of \$0.05 per Big Ridge Share, for aggregate gross proceeds of \$1,825,000. Immediately following the disposition, First Mining no longer owned or exercised control or direction over any Big Ridge Shares or any other securities of Big Ridge. First Mining retains a 20% ownership interest in the Hope Brook Project and is free carried until such time as Big Ridge completes a feasibility study thereon in accordance with the terms of the Hope Brook Earn-In Agreement.

#### May

- We announced the 2024 exploration program plans at Duparquet Project. We commenced activities on 12,000 m drilling program, as well as a series of property-wide regional programs focused on geophysical, LiDAR, and field surveys covering its 19 km, 5,800 hectare property position surrounding a key portion of the Destor-Porcupine Fault Zone.
- We disposed of 4,539,000 common shares of NexGold Mining Corp. (formerly, Treasury Metals Inc. (TSX:TML)) (“**NexGold**”) at a price of \$0.22 per share for gross proceeds of approximately \$1.0 million through the facilities of the TSX. Immediately following the transaction, we held beneficial ownership of, or control and direction over, an aggregate of 15,461,311 common shares of NexGold, representing approximately 8.26% of the issued and outstanding common shares of NexGold (calculated on a non-diluted basis).
- We announced initial drilling results from 2024 Phase 2B winter diamond drilling program at the Duparquet Project. The reported results include targeted exploration areas of the North Zone which forms a foundational part of the Duparquet Project’s gold resource, as well as discovery-level drilling of the Rex Target.

The report also highlights the drill hole DUP24-018 returning 3.11 g/t Au over 13.16m, and hole DUP24-019 returning 3.07 g/t Au over 10.32m and 3.19 g/t over 4.53m. These results, coupled with additional holes through the winter program, continue to support ongoing testing and delineation of deeper mineralization trends at the North Zone target areas of the Duparquet deposit.

## June

- We announced the completion of an offering of common shares for aggregated proceeds of approximately \$7 million consisting of (i) 31,212,121 common shares that qualify as “flow-through shares” for the purposes of the Income Tax Act (Canada) (the “**2024 National FT Shares**”) at a price of \$0.165 per 2024 National FT Share and (ii) 10,000,000 common shares that qualify as “flow-through shares” for the purposes of the Income Tax Act (Canada) and Taxation Act (Québec) (the “**2024 Québec FT Shares**”) at a price of \$0.18 per 2024 Québec FT Share.
- We announced the drilling results from the 2024 Phase 2B winter diamond drilling program at the Duparquet Project:
  - Drill hole DUP24-024 returns multiple gold zones including 10.67 g/t Au over 5.3 m, 6.63 g/t Au over 9.0 m, 3.04 g/t Au over 33.5 m, and 5.97 g/t Au over 33.0 m
  - Gold zones hosted in newly identified mafic volcanic units not previously modelled at Duparquet
  - Demonstrates significant exploration growth potential at one of the largest gold deposits in the Abitibi Greenstone Belt
- We announced a settlement agreement between the parties regarding the judicial review filed by Cat Lake First Nation following the approval of permits by the Province of Ontario for an 18-km temporary winter access road for the Springpole exploration camp.
- We announced the publication of our third Annual ESG Report, which included a comprehensive review of our ESG commitments, practices, and performance for the 2023 year, highlighting ESG metrics across our two flagship assets, the Springpole Project and Duparquet Project:
  - **Safety Performance:** 0 total recordable injury cases and 174 hours of health and safety training provided.
  - **Diversity & Inclusion:** 43% full-time employees are female and 19% full-time employees self-identify as Indigenous.
  - **Environment:** Completion of the local Caribou and Wolverine habitat assessment programs.
  - **Community Investment:** Over \$4.7 million in goods and services spent locally, including Indigenous owned businesses. \$1.3 million in capacity support to Indigenous communities.

## August

- We announced new drilling results from the 2024 Phase 3 diamond drilling program at its Duparquet Project. These new drill results further define resource expansion opportunities at an under-tested area termed the Valentre target, where follow-up drilling is now taking place. Highlights of the results:
  - Drilling at Valentre target intersects 3.98 g/t Au over 8.7m and 1.82 g/t Au over 14.35m.
  - Confirms continuity of mineralization between Central Duparquet pit and Dumico pit and demonstrates resource expansion opportunity.

## September

- We announced new assay results for the Challenger high-grade gold discovery at the Company’s Birch-Uchi Greenstone Belt Exploration Project. The Challenger target area is located 12 kmsouthwest of the flagship Springpole Project and has become one of several high priority exploration targets:
  - Four newly discovered gold mineralization occurrences, including visible gold, in proximity to the Challenger discovery, with samples grading up to 26.60 g/t Au, 20.3 g/t Au and 7.73 g/t Au.
  - New channel sample results grading up to 6.53 g/t Au over 3 m (including 57.4 g/t Au over 0.3 m).
  - Proximity to an expanding gold mineralization system identified in 2023 winter drill program (Challenger is located 375 m northwest of the Saddle target), where Saddle drilling returned 0.92 g/t Au over 114 m.

- We announced the closing of a bought deal public offering of 59,629,800 units of the Company (the “**2024 Public Units**”) at a price of \$0.135 per 2024 Public Unit (the “**2024 Unit Offering**”) for aggregate gross proceeds of \$8,050,023, which included the exercise of the full amount of the over-allotment option granted to the underwriters of 7,777,800 2024 Public Units. Each 2024 Public Unit was comprised of one common share and one-half of one common share purchase warrant (each whole warrant, a “**Public Warrant**”). Each 2024 Public Warrant entitles the holder to acquire one common share at a price of \$0.20 per share at any time prior to the date which is 36 months from the closing of the 2024 Unit Offering.

#### October

- We announced that we upsized and closed a previously announced non-brokered private placement financing, raising total gross proceeds of approximately \$7.4 million (the “**2024 Private Placement**”). Pursuant to the 2024 Private Placement, the Company issued 54,463,706 units (the “**2024 Private Placement Units**”) of the Company at a price of \$0.135 per 2024 Private Placement Unit. Each 2024 Private Placement Unit consists of one common share and one-half of one common share purchase warrant (each whole warrant, a “**2024 Private Placement Warrant**”). Each 2024 Private Placement Warrant entitles the holder to acquire one common share at an exercise price of \$0.20 per share at any time prior to the date which is 36 months following the closing date of the 2024 Private Placement.
- We announced entering into a Process Agreement with Cat Lake First Nation and Lac Seul First Nation which provides important capacity support for the implementation of a community-based Anishinaabe-Led Impact Assessment. The Process Agreement represents a significant commitment for First Mining and provides the framework for First Mining, Cat Lake First Nation and Lac Seul First Nation to have procedural clarity and meaningful participation in the review of the Springpole Project through the unique cultural perspective of the Anishinaabe people.

#### November

- We announced the submission of the final Environmental Impact Statement / Environmental Assessment (“**EIS/EA**”) for the Springpole Project. The final EIS/EA submission marks a major procedural milestone in the advancement of the Springpole Project. It results from two and a half years of consultation and engagement since submitting the draft EIS/EA in May 2022. The final EIS/EA incorporates over 14 years of research and data collection and includes several optimizations completed since the Pre-Feasibility Study that improve the Springpole Project’s environmental and operational performance. The work assesses more than 20 environmental and socio-economic factors, a detailed analysis of the Springpole Project design, as well as proposed environmental mitigation measures and major benefits throughout the Springpole Project’s lifecycle. The Springpole Project is being assessed by the Impact Assessment Agency of Canada in accordance with the Canadian Environmental Assessment Act and by the Ministry of Environment Conservation and Parks under Ontario’s Environmental Assessment Act.
- We announced an Independent Geotechnical and Tailings Review Board (“**IGTRB**”) has been formally established for the Springpole Project. First Mining’s initiative in establishing the IGTRB follows its commitment to sustainability and represents best practice in Canada and internationally with the objective of providing independent expert advice on key engineering components including the Springpole Project’s Co-Disposal Facility for tailings and mine rock management.

The IGTRB development process was initiated in 2023 and formalized in 2024 with the IGTRB meeting to review the updated Pre-Feasibility Study design for the Co-Disposal Facility (“**CDF**”). The IGTRB is composed of three independent and recognized world-class experts, each with over 40 years of experience including: Peter Lighthall, P.Eng., Ward Wilson, Ph.D, P.Eng. and John Lupo, Ph.D, P.E.

- We announced drilling results from the first hole of the 2024 East Extension diamond drilling program at its Springpole Project located in northwestern Ontario, Canada. Highlights from the initial drill hole SP24-007 in the Springpole East Extension target area include the following significant intercepts:
  - o 0.83 g/t Au and 8.02 g/t Ag over 52.50 m
  - o 0.61 g/t Au and 4.66 g/t Ag over 46.50 m
  - o 6.46 g/t Au and 34.87 g/t Ag over 1.10 m

The East Extension drill program demonstrates the potential for significant resource growth opportunities near the current proposed eastern pit wall at the Springpole Project. The Eastern Extension target has been identified by First Mining through the integration of multiple data sets, including advanced structural studies, surficial geological mapping, acoustic televiwer data, geophysical data, and historical drill hole data, to update a 3D targeting model. Gold and silver grades returned to date in the 2024 drill program are generally representative of the established resource grades and as such validate a strong opportunity for potential resource additions.

- We announced new drilling results from the 2024 Phase 3 diamond drilling program at its Duparquet Project. An additional 4,194 m has been drilled in six holes at the Buzz Zone and North Zone targets this year in an effort to demonstrate growth opportunities for two priority open-ended resource expansion targets at the Duparquet Project.
  - o Buzz Zone returns 1.55 g/t Au over 15.4 m including 3.08 g/t Au over 5.3 m
  - o North Zone returns 4.00 g/t Au over 5.7 m including 6.65 g/t Au over 2.0 m

#### December

- We announced the Springpole EIS/EA has received a positive conformity determination from the Impact Assessment Agency of Canada following the submission on November 4, 2024.

Achieving federal conformity marks another important milestone for the Springpole Project confirming that the work undertaken by First Mining satisfies the requirements of the federal EIS guidelines issued by the Impact Assessment Agency of Canada (the "IAAC"). Having completed this key regulatory process step, the final EIS technical review period is proceeding without delay.

### **2025**

#### January

- We announced final drilling results from the 2024 Phase 3 diamond drilling program at the Duparquet Project. We identified two new discovery gold zones during the expansion drilling at the Valentre target. Assay results for the newly discovered "Miroir Zone", located north of the Valentre target, returned 3.12 g/t Au over 19.35 m, including 5.47 g/t Au over 9.6 m. Further drill results from the program identified a second discovery, the "Aiguille Zone", occurring south of the Valentre target, returning 8.99 g/t Au over 3.1 m. In total, 142 unique mineralized intercepts in 16 drill holes have been encountered in the Valentre expansion area, including the new discoveries at Miroir and Aiguille.

## February

- We announced full drilling results from our 2024 East Extension diamond drilling program at our Springpole Project. Highlights from the East Extension drilling campaign include drill holes SP24-011, SP24-009, and previously reported SP24-007, all of which returned favourable gold and silver grades that are representative of the established resource grade profile. The most northerly hole of the program, SP24-011, returned two broad mineralization intervals including 0.75 g/t Au and 3.30 g/t Ag over 134.2 m, and 0.67 g/t Au and 12.79 g/t Ag over 105.4 m. These results confirm an opportunity for direct mineralization expansion in continuity to the current open pit profile which remains open for further exploration.

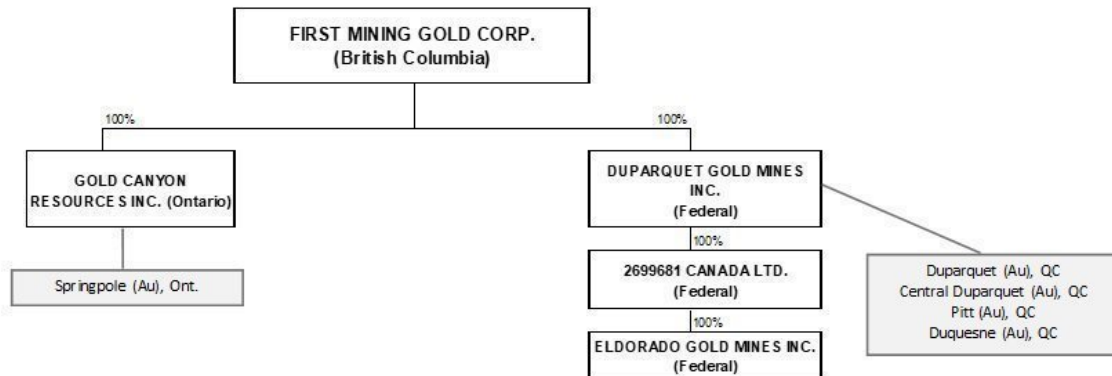
## March

- We announced the mobilization of the first drilling rig at our Duparquet Project for our 2025 exploration program. We will aim to complete an approximate 18,000 m of exploration drilling this year, focusing on advancing priority targets that are aligned to resource growth potential which will further unlock an important regional gold endowment supportive of future development optionality at the Duparquet Project.
- We announced we entered into an amending agreement (the "**Amending Agreement**") with First Majestic Silver Corp. ("**First Majestic**") to the silver purchase agreement dated June 10, 2020, among First Majestic, First Mining and Gold Canyon Resources Inc., a wholly-owned subsidiary of First Mining (the "**Silver Purchase Agreement**"). Pursuant to the Amending Agreement, First Mining and First Majestic agreed to amend the terms of the final tranche payment ("**Tranche 3**") under the Silver Purchase Agreement, such that it will now be a cash-only payment of US\$5 million. The payment was received on March 27, 2025.

As consideration for amending the terms of the Tranche 3 payment, First Mining amended the terms of the common share purchase warrants (the "**Warrants**") that were issued to First Majestic on July 2, 2020 under the terms of the Silver Purchase Agreement. The 32,050,228 Warrants that were issued to First Majestic, which have an exercise price of \$0.374 per Warrant, were set to expire on July 2, 2025. Pursuant to the Amending Agreement, the exercise price of the Warrants will be revised to \$0.20, and the Warrants will now expire on March 31, 2028. In addition, if the closing price of the Company's common shares on the Toronto Stock Exchange equals or exceeds \$0.30 for 45 consecutive trading days, First Mining may accelerate the expiry date of the Warrants to the date which is 30 days following the dissemination of a news release announcing the acceleration. All other terms and conditions of the Warrants remain unchanged.

## Corporate organization

- The following diagram shows our current corporate structure and material subsidiaries, including the properties held by the various subsidiaries:



Note:

Our other subsidiaries, which each have total assets and revenues less than 10%, and in the aggregate less than 20%, of our total consolidated assets or our total consolidated revenue, are excluded from the above chart.

- On March 30, 2015, First Mining was continued out of Alberta under the laws of the Province of British Columbia, Canada pursuant to the *Business Corporations Act* (British Columbia) (the “**BCBCA**”), and as a result, First Mining is now governed by the laws of the Province of British Columbia. On January 8, 2018, we changed our name to “First Mining Gold Corp.”.
- We are a reporting issuer in the Province of British Columbia (our principal reporting jurisdiction) and in each of the other provinces of Canada. We currently have the following material wholly-owned subsidiaries:
  - Gold Canyon Resources Inc., a company incorporated under the BCBCA. (“**Gold Canyon**”)
  - Cameron Gold Operations Ltd., a company incorporated under the Business Corporations Act (Ontario) (the “**OBCA**”).
  - Coastal Gold Corp., a company incorporated under the OBCA.
  - Duparquet Gold Mines Inc., a company incorporated under the Canada Business Corporations Act.
  - Through Duparquet Gold Mines Inc., we own 2699681 Canada Ltd., which itself owns Eldorado Gold Mines Inc., a private company that owns in whole or in part, the surface rights to the Beattie, Donchester and Dumico properties that comprise a portion of the Duparquet Project.
  - We also own a 30% interest in PC Gold Inc., a joint venture company incorporated under the Business Corporations Act (Ontario), which owns the Pickle Crow Project.

Our projects

We have interests in mineral properties located in Canada. As of December 31, 2024, these properties were carried on our balance sheet as assets with a total book value of approximately \$256 million. The book value consists of acquisition costs plus cumulative expenditures on properties for which the Company has future exploration plans. The current book value is not necessarily the same as the total cumulative expenditures on each property given the acquisition costs were based on the consideration paid at the time of purchase. The book value is also not necessarily the fair market value of the properties.

Our material and non-material projects as of the date of this AIF are set out below.

Material projects

- |                                |       |
|--------------------------------|-------|
| • Springpole Project (Ontario) | p. 31 |
| • Duparquet Project (Quebec)   | p. 62 |

Non-material projects

p. 89



## Springpole

### Technical report

The description in this section of the Springpole Project is based on the project's technical report: *NI 43-101 Technical Report and Pre-Feasibility Study on the Springpole Gold Project, Ontario, Canada* (report date: February 26, 2021; effective date: January 20, 2021) (the "**Springpole Technical Report**"). The report was prepared for us in accordance with NI 43-101 by AGP Mining Consultants Inc. ("AGP") under the supervision of Dr. Gilles Arseneau, Ph.D., P.Geo.; Mr. Gordon Zurowski, P.Eng.; Mr. Roland Tosney, P.Eng.; Mr. Cameron McCarthy, P.Eng., P.Geo., P.Tech.; Mr. Duke Reimer, P.Eng.; and Dr. Adrian Dance, P.Eng.; all Qualified Persons within the meaning of NI 43-101. The following description has been prepared under the supervision of Hazel Mullin, P.Geo., who is a Qualified Person within the meaning of NI 43-101, but is not independent of us. All currencies used in this summary of the Springpole Technical Report are in Canadian dollars unless otherwise noted.

The conclusions, projections and estimates included in this description are subject to the qualifications, assumptions and exclusions set out in the Springpole Technical Report, except as such qualifications, assumptions and exclusions may be modified in this AIF. We recommend you read the Springpole Technical Report in its entirety to fully understand the project. You can download a copy of the Springpole Technical Report from our SEDAR+ profile ([www.sedarplus.ca](http://www.sedarplus.ca)), or from our website ([www.firstmininggolds.com](http://www.firstmininggolds.com)).

*Mineral Resources that are not Mineral Reserves do not have demonstrated economic viability.*

#### Project description, location and access

The Springpole Project lies approximately 110 km northeast of the Municipality of Red Lake in northwest Ontario, Canada. The Springpole Project is centered on a temporary exploration camp situated on a small land bridge between Springpole Lake and Birch Lake. The latitude and longitude coordinates are:

- Latitude N51° 23' 44.3"
- Longitude W92° 17' 37.4"

The Universal Transverse Mercator map projection based on the World Geodetic System 1984 zone 15N is:

- Easting 549,183
- Northing 5,693,578
- Average Elevation 395 m

The Springpole Project is largely accessible year-round using chartered fixed wing aircraft with direct flights from Red Lake and Sioux Lookout, Ontario with flight distances of 110 km and 145 km respectively. During late spring, summer, and early fall floatplane operations are conducted on either Springpole Lake or Birch Lake, while in winter fixed wing access is operated on temporary airstrips cleared on the frozen lake surfaces. Additional winter access is gained through the construction of an approximately 40 km long ice road from a commencement point on the South Bay Road through several lake passages and portages to the Springpole camp. Bulk supplies and equipment are commonly mobilized over the constructed ice road and then supplemented year-round by chartered fixed wing support. The closest road access at present is 18 km away at the extension of the Wenesaga forestry access road. Bulk site supplies and equipment can also employ the use of pullouts along this roadway as staging grounds for helicopter airlift into the Springpole camp. In 2023, First Mining submitted an application for a temporary winter overland access road to the project in response to improving risks surrounding the safety and environmental operation of the ice road, while also increasing the reliability of site access for exploration camp resupply.

In February 2024, we received construction permits for a temporary winter road to the Springpole Project by the MNRF. Subsequently, First Mining received notice from litigation counsel to Cat Lake First Nation that it intended to challenge the permits issued to First Mining. The lawyers for First Mining, MNRF and Cat Lake First Nation met for a scheduling hearing at which the judge issued an interim order staying the authorization of MNRF, pausing the winter road construction activities. On March 20, 2024, First Mining joined Cat Lake First Nation and Lac Seul First Nation in signing a letter addressed to the provincial and federal governments inviting key representatives to engage towards the establishment of an agreement for a Cat Lake First Nation all-season community access road. On June 17, 2024, following discussions between the parties, Cat Lake First Nation accepted a settlement offer by MNRF. The settlement agreement has been filed with the court bringing an end to the judicial review process.

First Mining acquired 100% of the Springpole Project on November 13, 2015 when it completed the acquisition of Gold Canyon. When the Springpole Project was acquired from Gold Canyon, it consisted of 30 patented mining claims and 300 unpatented, contiguous mining claims and six Crown mining leases, totalling an area of approximately 32,448 ha. Additional mining claims were subsequently acquired by First Mining in the Satterly Lake area, and the original unpatented 'legacy' claims were converted into the new Ontario cell claim system in April 2018. A further seven mining leases were acquired by Gold Canyon in 2019 by conversion of existing mining claims covering 1,531 ha to mining leases. The Springpole Project, as defined in the 2021 Pre-Feasibility Study, now covers an area of 41,943 hectares and comprises 30 patented mining claims, 282 contiguous mining claims and 13 mining leases. Additional mining claims adjacent to the Springpole Project in the Birch-Uchi Greenstone Belt have been acquired by Gold Canyon since 2021, totaling a further 14,000 hectares. This includes the Swain Post property which was acquired from Exiro Minerals in March 2024, on completion of the 3 year Option Agreement by First Mining.

Through Gold Canyon, we lease 10 patented mining claims covering a total area of 182.25 ha. These 10 patented claims are fee simple parcels with all mining and surface rights attached, and registered, together with the notices of lease, with the Land Registry Office in Kenora, Ontario. The lease is for a term of 21 years less one day and terminates on April 14, 2031. Pursuant to an amending agreement dated December 11, 2020 among First Mining, Gold Canyon and the leaseholder:

- We had an option to purchase these 10 patented mining claims from December 11, 2020 until April 15, 2021 (“**Purchase Option 1**”) for US\$7,000,000, of which US\$1,000,000 could have been satisfied by the issuance of First Mining Shares to the leaseholder. First Mining elected not to exercise Purchase Option 1.
- We have the option to purchase these 10 patented mining claims from April 16, 2021 until April 15, 2025 for US\$8,000,000, of which US\$2,000,000 may be satisfied by the issuance of First Mining Shares to the leaseholder.
- If, on or before April 15, 2025, First Mining provides the leaseholder with written notice, pays US\$250,000 to the leaseholder and issues 1,000,000 First Mining Shares to the leaseholder, we acquire a further option to purchase these 10 patented mining claims from April 16, 2025 until April 14, 2031 (“**Purchase Option 3**”) for US\$10,000,000, less US\$250,000. Of the total purchase price, US\$3,000,000 may be satisfied by the issuance of First Mining Shares to the leaseholder.
- If, on or before April 14, 2031, First Mining provides the leaseholder with written notice and pays US\$2,000,000 in cash to the leaseholder, the 21-year term of the lease shall automatically be extended by five additional years and the new expiry date of the lease will be April 14, 2036. In addition, we would immediately acquire a further option to purchase the 10 patented mining claims from April 15, 2031 until April 14, 2036 (“**Purchase Option 4**”) for US\$12,000,000, less US\$2,250,000. Of the total purchase price, US\$4,000,000 may be satisfied by the issuance of First Mining Shares to the leaseholder.

- If, on or before April 14, 2036, First Mining provides the leaseholder with written notice and pays a further US\$2,000,000 in cash to the leaseholder, then the term of the lease shall automatically be further extended by five additional years and the new expiry date of the lease will be April 14, 2041. In addition, we would immediately acquire a final irrevocable option to purchase the 10 patented mining claims from April 15, 2036 until April 14, 2041 (“**Purchase Option 5**”) for US\$12,000,000, less US\$4,250,000. Of the total purchase price, US\$4,000,000 may be satisfied by the issuance of First Mining Shares to the leaseholder.
- If at any time during the term of the lease, First Mining commences commercial production, the leaseholder can, by written notice, require us to purchase the 10 patented mining claims for US\$12,000,000 (the “**Mandatory Purchase Right**”), less any cash payments made by Gold Canyon to the leaseholder in connection with Purchase Option 3, Purchase Option 4, and Purchase Option 5. Of the total purchase price, US\$4,000,000 may be satisfied by the issuance of First Mining Shares to the leaseholder.
- If we purchase the 10 patented mining claims from the leaseholder prior to the commencement of commercial production, upon achieving commercial production, we must make a top-up payment to the leaseholder such that the leaseholder would have received an aggregate of US\$12,000,000 from us for the claims (after taking into account any amounts previously paid in connection with the various purchase options). This top-up payment can be any satisfied through any combination of cash payments and First Mining Shares.
- We must pay the leaseholder advance royalty payments on a sliding scale of US\$33,000/year (2010 – 2011), US\$50,000/year (2011 – 2016), US\$60,000/year (2016 – 2021), US\$100,000/year (2021-2031), and US\$120,000/year (2031 – 2041), and all such advance royalty payments shall be deducted from any future NSR payments made to the leaseholder.

We must pay all applicable property taxes related to the 10 patented mining claims during the term of the lease, and we maintain a right of first refusal on any sale by the leaseholder of its interest in the claims.

Through Gold Canyon, we also have an option and lease to a further 15 patented mining claims which are fee simple parcels with mining and surface rights attached and registered, together with the notice of option and lease, with the Land Registry Office, Kenora, Ontario. The current term of the purchase option expires on September 9, 2029 and may be extended for successive five-year terms by delivering notice along with a renewal fee of US\$50,000 and confirmation that at least \$300,000 was spent on mining operations in the prior option period. We are required to make option payments in the aggregate amount of US\$35,000 per year and to expend an aggregate of \$300,000 on mining operations in each option term as a condition of any renewal and to pay all property taxes related to these patented claims. We have an option to acquire the 15 claims and would be required to do so upon the commencement of commercial production at any time during the option period by payment of an aggregate of US\$2 million. Upon exercise of the purchase option, we must also acquire the cabin on the property for the lesser of fair market value or US\$20,000.

Underlying royalties which affect the Springpole Project are:

- 3% NSR on five patented claims payable to Jubilee Gold Exploration Ltd. (“**Jubilee Gold**”) upon commencement of commercial production with advance royalty payments of \$70,000 per year, adjusted using the yearly Consumer Price Index. We have an option to acquire 1% of the NSR for \$1,000,000 at any time, and a right of first refusal on any sale of the NSR. We can terminate the royalty obligations at any time by transferring the five patented claims back to Jubilee Gold;

- 3% NSR on 10 leased patented claims payable to a leaseholder upon commencement of commercial production with advance royalty payments on a sliding scale of US\$33,000/year (2010 – 2011), US\$50,000/year (2011 – 2016), US\$60,000/year (2016 – 2021), US\$100,000/year (2021-2031), and US\$120,000/year (2031 – 2041). We have a right to acquire up to 2% of the NSR for US\$1,000,000 per 1% (the “**Buy-Back Right**”). In the event that any of Purchase Options 1 to 5 are exercised, or the Mandatory Purchase Right is exercised, the leaseholder would still retain a 3% NSR on the claims, unless the foregoing Buy-Back Right had already been exercised;
- 3% NSR on 15 patented claims (held by us pursuant to an option and lease) is payable to an optionor and leaseholder during the option term upon commencement of commercial production or a 1% NSR if the purchase option is exercised prior to commercial production. We have a right to acquire the remaining 1% NSR by a payment of US\$500,000; and
- 3% NSR on six unpatented mining claims payable to an individual vendor upon commencement of commercial production with advance royalty payments of US\$50,000 per year. We have an option to acquire all or a portion of the NSR at a rate of US\$500,000 per 1% of the NSR.

We are required to purchase a vacation home owned by a vendor that is located on the Springpole Project upon commencement of commercial production.

To keep a mining claim current, the mining claim holder must perform \$400 per single cell mining claim unit worth of approved assessment work per year, or \$200 per boundary cell mining claim unit, immediately following the initial registration date. The claim holder has two years to file one year’s worth of assessment work.

Surface rights are separate from mining rights. Should any method of mining be appropriate, other than those claims for which Crown leases were issued, the surface rights would need to be secured.

We entered into the Silver Stream Agreement with First Majestic on June 10, 2020 pursuant to which First Majestic has agreed to pay a total of US\$22,500,000 to First Mining over three tranches for the right to purchase 50% of the payable silver produced from the Springpole Project (the “**Silver Stream**”). The first two tranches have been paid (the first tranche was paid at closing, and the second tranche was paid in January 2021 following the announcement by First Mining of the results of the Springpole PFS), consisting of an aggregate of US\$6,250,000 in cash and US\$11,250,000 in common shares of First Majestic (“**First Majestic Shares**”). First Majestic is required to make a final payment of US\$5,000,000 (payable US\$2,500,000 in cash and US\$2,500,000 in First Majestic Shares) to First Mining upon the earlier receipt by First Mining of approval of a federal or provincial Environmental Assessment for the Springpole Project. Following the commencement of production at the Springpole Project, First Majestic is required to make ongoing cash payments to us equal to 33% of the lesser of the average spot price of silver for the applicable calendar quarter, and the spot price of silver at the time of delivery, subject to a price cap of US\$7.50 per ounce of silver. We have the right to repurchase 50% of the Silver Stream for US\$22,500,000 at any time prior to the commencement of production. We also granted First Majestic a right of first refusal with respect to any future silver stream financings related to the Springpole Project.

In March 2025, the Company entered into an amending agreement (the “**Amending Agreement**”) with First Majestic to Silver Stream. Pursuant to the Amending Agreement, First Mining and First Majestic agreed to amend the terms of the final tranche payment (“**Tranche 3**”) under the Silver Stream, such that it will now be a cash-only payment of US\$5 million. The payment was received on March 27, 2025.

#### History

Gold exploration was carried out at Springpole during two main periods, one during the 1920s to 1940s, and a second period from 1985 to the present.

Between 1933 and 1936, extensive trenching and prospecting was conducted on the Springpole Project, including 10 short holes totalling 458.5 m. Limited trenching and prospecting was completed in 1945.

The area remained dormant until 1985, when an airborne geophysical survey was completed over the entire claim group, and on the 30 patented claims line cutting was done at both 30.5 m centres and 61 m centres. Subsequently, geological mapping, humus geochemistry, and ground geophysics were conducted over the grids.

From 1986 through 1989, 118 diamond drill holes were completed in seven drill phases totalling 38,349 m. In addition, during 1986 and 1987, approximately 116,119 m<sup>2</sup> of mechanical stripping was carried out and four petrographic reports were produced.

From 1989 through 1992, an induced polarization survey over the central portion of the Portage zone under Springpole Lake was conducted and the Springpole Project was tested with eighteen core holes totalling 5,993 m. The majority of the drilling was conducted on the Portage zone. At the same time, a seven-core hole drill program was completed around the east margins of Springpole Lake and lake-bottom sediment sampling of Springpole Lake east of Johnson Island was completed.

During 1995, an exploration program consisting of remapping of the main area, of some of the existing drill core, and a reinterpretation of the geology was carried out. During the 1995 and 1996 programs, an additional 69 holes were drilled totalling 15,085 m on the Springpole Project proper and two drill holes on Johnson Island. By late 1996, Gold Canyon acquired 100% of the Springpole Project. Gold Canyon continued exploration in 1997 and 1998 with another 52 core holes totalling 5,643 m.

In the summer of 1998, a lake bottom sediment sampling program was conducted in several areas of the Springpole Project, which identified several follow-up targets that were tested in 1999 with 12 core holes totalling 2,779 m.

During 2004, 2005, and 2006, diamond drilling programs were conducted on the Springpole Project by Gold Canyon, totalling over 17,322 m in 109 drill holes.

In 2007, Gold Canyon conducted an 11 diamond drill hole program that totaled 2,122 m of drilling, and in the fall of 2007, they embarked on a limited exploration program to further investigate the Fluorite zone that was previously identified during a trenching program in 1990.

In 2008, Gold Canyon drilled a further seven core holes totaling 2,452 m.

From early August through to the end of October 2009, Gold Canyon re-logged and re-sampled a portion of the historic drill core stored at the project site and temporary tent camp. A total of 115 drill holes were re-logged which equates to approximately 31% of the available drill holes at the time of completion.

In the winter of 2010, a total of six diamond drill holes were drilled for a total of 1,774.5 m of HQ drilling. During the following summer and fall of 2010, a total of 8,662 m of diamond drilling was completed in 23 drill holes.

In 2011, Gold Canyon carried out a drill program which totaled 29,787 m in 82 diamond core holes.

A 2012 drill program began in-filling the Portage zone based upon results of the 2011 drill program. The 2012 drill program totaled 39,392 m in 98 diamond core holes.

In 2013, Gold Canyon drilled 24 diamond drill holes totaling 5,394.5 m, and 18 Vibracore holes totaling 720.8 m.

In the winter of 2013, seven inclined diamond drill holes were drilled totaling 2,401.5 m. These holes were drilled to explore for additional mineralization outside the proposed pit wall and to obtain further structural and geotechnical data around the proposed open-pit area.

In June and July 2013, 17 diamond drill holes totaling 2,993 m were drilled from barges on Springpole Lake.

In the fall of 2013, 18 holes totaling 720.9 m were drilled from a barge on Springpole Lake using a drilling technique that employed a combination of standard soil sampling tools and sampling techniques for the very soft material and the use of Vibracore equipment to penetrate and sample the more competent sediments/rocks.

In 2013, Gold Canyon commissioned SRK Consulting (Canada) Inc. (“SRK”) to supervise the 2013 geotechnical and structural/geological program and to complete a preliminary economic assessment (“PEA”) on the Springpole Project.

On November 13, 2015, we acquired Gold Canyon, and as a result, the Springpole Project.

In October 2016 we commenced a drilling program at the Springpole Project to collect additional material for metallurgical testing. A total of four holes comprising 1,712 m were drilled, with hole locations specifically chosen to recover sample material that is representative of the Springpole deposit. In February 2017, we announced the results of the drilling program.

In 2017, we commissioned SRK to complete an updated PEA on the Springpole Project.

In 2018, we carried out a limited geotechnical drill program to test the integrity of ground relevant to dyke construction and characterize the dyke foundation materials. Eleven short holes were drilled totaling 243 m.

In 2019, we commissioned SRK to complete an updated PEA on the Springpole Project.

In 2020, three diamond drill holes totaling approximately 1,182 m were drilled for metallurgical purposes, and 24 diamond drill holes were drilled totaling 4,091 m for geotechnical purposes, some of which were also utilized to collect hydrogeological data. A further 20 diamond drill holes were drilled for condemnation purposes, totalling 2,218 m.

In 2021, diamond drilling consisted of 10 drill holes for metallurgical purposes (2,632 m), 3 drill holes for acid rock drainage (“ARD”) test work (231 m), 5 condemnation drill holes (1,030 m), 30 geotechnical drill holes (3,270 m), one vertical hydrogeological monitoring hole, and 6 exploration holes (1,545 m).

In 2021, we commissioned ACP Mining Consultants Inc. to complete a PFS on the Springpole Project.

In 2022, we completed diamond drilling consisting of 34 HQ-sized diamond drill holes totaling 3,756 m for geotechnical purposes, 10 drill holes totaling 1,612 m for ARD test work, and 18 drill holes totaling 406 m for hydrogeological purposes, which included a program of shallow monitoring well installations positioned around proposed mine infrastructure areas.

#### Geological setting, mineralization and deposit types

The Springpole Project is located within the Archean-aged Birch-Uchi Greenstone Belt. Studies of the southern part of the Birch-Uchi greenstone belt have revealed a long, multistage history of crustal development. Based on mapping, lithochemistry, and radiometric dating, the supracrustal rocks of the greenstone belt were subdivided into three stratigraphic group-scale units (listed in decreasing age): the Balmer, Woman and Confederation assemblages. This three-part subdivision was applied to most of the Uchi Subprovince. The Confederation assemblage is thought to be a continental margin (Andean-type) arc succession, versus the less certain tectono-stratigraphic context of the other assemblages. Some relatively small conglomeratic units likely form a synorogenic, discontinuously distributed, post-Confederation assemblage in the Birch-Uchi greenstone belt.

The northern margin of the Birch-Uchi greenstone belt forms a pattern of sub-regional scale cusps of supracrustal strata alternating with batholiths. Basaltic units are prominent around the periphery of the greenstone belt and may be part of the Woman assemblage but the accuracy of this stratigraphic assignment is unknown. It is suggested that Confederation assemblage age rocks make up the bulk of the greenstone belt.

The Springpole Project is underlain by a polyphase alkali, trachyte intrusion complex displaying autolithic breccia. The intrusion is comprised of a system of multiple phases of trachyte that is believed to be part of the roof zone of a larger syenite intrusion; fragments displaying phaneritic textures were observed from deeper drill cores in the southeast portion of the Portage zone. Early intrusive phases consist of megacrystic feldspar phenocrysts of albite and orthoclase feldspar in an aphanitic groundmass. Successive phases show progressively finer-grained porphyritic texture while the final intrusive phases are aphanitic. Within the country rocks to the north and east are trachyte and lamprophyre dikes and sills that source from the trachyte- or syenite-porphyry intrusive system.

The main intrusive complex appears to contain many of the characteristics of alkaline, porphyry style mineralization associated with diatreme breccias (e.g. Cripple Creek, Colorado). Direct comparison with drill core from the two sites shows a number of consistent textures and styles of mineralization. A recent observation made from drilling, combined with the airborne magnetic survey, shows that potentially economic gold mineralization is coincident with an unexplained geophysical anomaly. This style of mineralization is characterized by the Portage zone and portions of the East Extension zone where mineralization is hosted by diatreme breccia in aphanitic trachyte. It is suspected that ductile shearing and brittle faulting have played a significant role in redistributing structurally controlled blocks of the mineralized rock. Still to be identified is a form of porphyry style alteration zoning consisting of an outer zone of phyllic (sericite) dominant alteration with narrow zones of advanced argillic alteration characterized by illite and kaolinite, and a core zone of intense potassic alteration characterized by biotite and K-feldspar.

Mineralization at the Springpole Gold Project is dominated by large tonnage, low grade, disseminated porphyry-style or to epithermal-style gold mineralization associated with the emplacement of an alkali trachyte intrusion complex. Textures observed in the extensive repository of drill core appear to confirm that the majority of disseminated gold-silver-sulphide mineralization, the mesothermal to epithermal lode vein gold mineralization, and the banded iron-formation hosted gold mineralization is related to are all the result of the emplacement of multiple phases of trachyte porphyry and associated diatreme breccias, hydrothermal breccias, dikes and sills.

#### Exploration and Drilling

During the winters of 2007 and 2008, Gold Canyon conducted drill programs that completed 18 drill holes totalling 4,574 m, 11 holes totalling 2,122 m, and 7 holes totalling 2,452 m of diamond core drilling, respectively.

During the winter of 2010, a total of six diamond drill holes were drilled for a total of 1,774.5 m of HQ drilling. Two drill holes were not completed and both holes ended in altered and mineralized rock. The drill program revealed a more complex alteration with broader, intense zones of potassic alteration replacing the original rock mass with biotite and pyrite. During the summer and fall of 2010, an additional 23 diamond drill holes were drilled for a total of 8,662 m.

The 2011 drill program totaled 29,787 m in 82 diamond core holes. Five of the diamond core holes were drilled for the purpose of metallurgical testing. All these holes were twins of previously drilled holes.

The 2012 drill program began in-filling the Portage zone based upon results of the 2011 drill program. The goal was to infill areas where Inferred Mineral Resources had been defined in the February 2012 Mineral Resource update and to potentially expand the mineralization to the southeast. The 2012 drill program totaled 39,392 m in 98 diamond core holes.

During 2013, Gold Canyon drilled 24 drill holes totaling 5,394.5 m, and 18 Vibracore holes totaling 720.8 m. Between January and March 2013, Gold Canyon drilled a total of 2,401.5 m in the seven holes. Three of the drill holes encountered multiple zones of mineralization. In June and July 2013, 17 diamond drill holes totalling 2,993 m were drilled from barges on Springpole Lake. In Fall 2013, eighteen holes totalling 720.9 m were drilled from a barge on Springpole Lake. The program was successful in advancing the characterization of materials overlying the bedrock interface.

The 2016 drill program was implemented to collect additional material from the Portage zone so that additional metallurgical testing could be carried out. In total, 1,712 m were drilled in the four holes (PM-DH-01 to 04).

In 2018, we carried out a limited geotechnical drill program to evaluate ground conditions relevant to dyke construction and characterize the dyke foundation materials. Eleven short holes were drilled totalling 243 m.

During the winter of 2019 – 2020, we initiated a program of core re-sampling. A total of 8,358 samples were collected for total sulphur assays, along with 611 samples collected for bulk density determination.

We conducted several field programs throughout 2020, with the primary purpose of collecting additional data to advance the metallurgical, geotechnical, hydrogeological, and environmental studies at the Springpole Project through PFS-level and beyond. Diamond drilling was undertaken to collect samples for metallurgical and geotechnical test work. In addition, a detailed geotechnical field testing and sampling program was completed over the areas of proposed mine infrastructure. Three diamond drill holes totaling approximately 1,182 m were drilled to collect additional material for metallurgical testing within the immediate vicinity of the proposed open pit. A further 24 diamond drill holes were drilled totaling 4,091 m in order to obtain additional geotechnical data in both the pit wall area and the areas of planned mine infrastructure. The ten holes which targeted the pit wall were also utilized to collect hydrogeological data.

A program of condemnation drilling targeting key infrastructure areas was commenced in 2020 and was completed in 2021. Additional mapping and sampling of nearby trachyte outcrops was completed during the summer of 2020 and further exploration on these areas and other potential targets outside of the main resource area continued in 2021.

In 2021, a total of 55 drill holes were completed, totaling 8,748 m. The program consisted of 3 drill holes for acid rock drainage (“ARD”) test work (231 m), 5 condemnation drill holes (1,030 m), 30 geotechnical drill holes (3,270 m), some of which were also utilized for hydrogeological and ARD data collection, and 6 exploration holes (1,545 m). One vertical drill hole (40 m) was also completed on the southeastern side of the mine area for potential future use as a long-term monitoring well site for hydrogeological data collection. The metallurgical drilling program consisted of 2,632 m of drilling in ten drill holes to collect additional material within the proposed open pit for ongoing metallurgical test work including flowsheet optimization, variability testing, additional flotation studies and materials handling testing. A total of 2.4 tonnes of metallurgical samples were collected from the ten drill holes to form three production composites that underwent advanced metallurgical testing, as well as ten variability composites.

In 2022, a total of 62 drill holes for 5,834 m were completed to support development advancement for the Springpole Project, including geotechnical, hydrogeological, and geochemical studies. Geotechnical drilling consisted of 34 HQ-sized diamond drill holes totaling 3,756 m supporting further characterization of the proposed open pit walls, the proposed construction dykes and additional areas of proposed mine infrastructure. A further 10 diamond drill holes totaling 1,612 m were completed in order to collect sample material for the ongoing metal leaching/ARD studies on the project. This drilling primarily targeted areas of waste and low grade within the PFS pit for ARD sample collection. Selected core samples from the geotechnical drill program were also utilized for the ARD test work program. The 2022 hydrogeology drilling formed part of ongoing hydrogeological site investigations required to support the EA process at Springpole. Drilling totaled 18 diamond drill holes over 406 m and included a program of shallow monitoring well installations which were positioned around proposed mine infrastructure areas and are intended for long-term groundwater data collection.



## Sampling, analysis and data verification

Detailed descriptions of the drill core were carried out under the supervision of a senior geologist, a member in good standing of the Association of Professional Geoscientists of Ontario and American Institute of Professional Geologists.

The core logging was carried out on-site in a dedicated core logging facility. Drill log data from drill programs up to 2016 were recorded onto paper logs that were later scanned and digitized. Logging of the 2018 and 2020 drill core was completed using Datamine 'DH Logger' software, and data was imported directly into our central Fusion SQL drilling database.

Core was laid out 30 to 40 boxes at a time. First, the core was photographed in 15 m batches prior to logging or sampling. This was followed by a geotechnical log that recorded quantitative and qualitative engineering data including detailed recovery data and rock quality designation. Any discrepancies between marker blocks and measured core length were addressed and resolved at this stage. The core was then marked up for sampling.

For Gold Canyon's 2010 and 2011 drill programs, and the 2016 – 2020 First Mining drill programs, all the drill core intervals were sampled using sample intervals of 1 m. During the 2012 drilling program, Gold Canyon changed its standard sample length from 1 m to 2 m lengths. However, in zones of reduced recovery, 1.5 m or 3 m samples were sometimes collected. Samples over the standard sample length were typically half core samples and whole core was generally only taken in intervals of reduced core recovery across the sampled interval. Sampling marks were made on the core and sample tickets were stapled into the core boxes at the beginning of each sample interval.

Quality control samples were inserted into the sample stream. Inserting quality control samples involved the addition of certified blanks, certified gold standards, and field and laboratory duplicates. Field duplicates were collected by quartering the core in the sampling facility on-site. Laboratory duplicates were collected by splitting the first coarse reject and crushing and then generating a second analytical pulp. Blanks, standards, and duplicates made up on average 10% of the total sample stream. Sample tickets were marked blank, field or laboratory duplicate, or standard, and a sample tag was stapled into the core box within the sample stream.

Geological descriptions were recorded for all core recovered. Separate columns in the log allow description of the lithology, alteration style, intensity of alteration, relative degree of alteration, sulphide percentage, rock colour, vein type, and veining density. A separate column was reserved for written notes on lithology, mineralization, structure, vein orientations/relations etc. The header page listed the hole number, collar coordinates, final depth, start/end dates, and the name of the core logging geologist.

Following the logging and core marking procedures described above, the core was passed to the sampling facility. Core sampling was performed by experienced sampling technicians (for Gold Canyon's drill programs, technicians were from Ackewance Exploration & Services of Red Lake, Ontario), or on-site geologists, and quality control was maintained through regular verification by on-site geologists. Core was broken, as necessary, into manageable lengths. Pieces were removed from the box without disturbing the sample tags, were cut in half lengthwise with a diamond saw, and then both halves were carefully repositioned in the box. When a complete hole was processed in this manner, one half was collected for assay while the other half remained in the core box as a physical record. The remaining core in the boxes was then photographed. All logs and photographs were then submitted to the senior geologist/project manager for review and were archived. Data were backed up.

The sampling technician packed one half of the split core sample intervals into transparent vinyl sample bags that were sequentially numbered to match the sample number sequences in the sample tag booklets used by the core-logging geologists. The numbered, blank portion of the triplicate sample tag was placed in the bag with the sample; the portion that was marked with the sample interval remained stapled into the bottom of the core box at the point where the sample interval begins. Sample bags were then sealed with plastic tags. Sealed sample bags were packed into rice sacks five samples at a time. All sacks were individually labeled with the name of the company, number of samples contained therein, and the number sequence of the samples therein. Sacks were assigned sequential numbers on a per shipment basis. A project geologist then checked the sample shipment and created a shipping manifest for the sample batch. A copy was given to the project manager and a copy was sent along with the sample shipment. A copy of the sample shipment form was also sent via e-mail to the analytical laboratory.

The project geologist prepared the sample submission form for the assay laboratory. This form identified the number of sample sacks as well as the sequence of sample numbers to be submitted. Due to the remote location, the shipment was then loaded on to a plane or helicopter and flown direct to Red Lake where representatives of the commercial analytical laboratory met the incoming flight and took the samples to the laboratory by pickup truck.

Once at the laboratory, a manager checked the rice sacks and sample numbers on the submission form. The laboratory then split the received sample manifest into batches for analysis, assigned a work order to the batch, and sent a copy of the mineral analysis acknowledgement form to the project manager.

Aluminum tags embossed with the hole number, box number, and box interval (from/to) were prepared and stapled onto the ends of each core box. Core boxes were cross stacked on pallets and then moved to on-site storage.

Core samples collected at the drill site were held in closed core boxes sealed with fiber tape; at various times of day, camp staff collected the core boxes that were then delivered to the core logging facility. All core logging, sampling and storage took place at the Springpole Project site. Following the logging and marking of core, all core preparation and sampling was performed by technicians (for Gold Canyon's drill programs, technicians were from Ackewance of Red Lake, Ontario) under the supervision of the project manager, or by company geologists. All on-site sampling activities were directly supervised by the project manager or geologist.

All gold assay work since the 2010 drill program has been performed by SGS Laboratories in Red Lake, Ontario. Silver and multi-element assays for the Gold Canyon drill programs were performed by the SGS Don Mills laboratory in Toronto, Ontario, and by the SGS laboratory in Vancouver for our 2016 and 2020 drill programs. The SGS facilities are certified and conform to requirements CAN-P-1579 and CAN-P-4E (ISO/IEC 17025:2005). Certification is accredited for precious metals including gold and silver and 52 element geochemical analyses.

We have attested that there is no commercial nor other type of relationship between us and SGS Laboratories that would adversely affect the independence of SGS Laboratories.

All samples received by SGS Red Lake were processed through a sample tracking system that is an integral part of the company's laboratory information management system. This system utilizes bar coding and scanning technology that provides complete chain of custody records for every stage in the sample preparation and analytical process.

Samples were dried and then crushed to 70% of the sample passing 2 mm (-70 mesh). A 250 g sample was split off the crushed material and pulverized to 85% passing 75 microns (200 mesh). A 30 g split of the pulp was used for gold fire assay and a 2 g split was used for silver analysis. Crushing and pulverizing equipment was cleaned with barren wash material between sample preparation batches and, where necessary, between highly mineralized samples. Sample preparation stations were also equipped with dust extraction systems to reduce the risk of sample contamination. Once the gold assay was complete, a pulp was sent to the SGS Toronto facility for silver and possibly for multi-element geochemical analysis.

As part of the standard internal quality control procedures used by the laboratory, each batch of 75 Springpole Project core samples included four blanks, four internal standards, and eight duplicate samples. In the event that any reference material or duplicate result would fall outside the established control limits, the sample batches would be re-assayed.

Pulps and rejects from the core samples, as well as from earlier drill programs where still available, are currently being kept in storage by First Mining.

Prepared samples were analyzed for gold by fire assay with atomic absorption finish. Samples returning assays in excess of 10 g/t gold were re-analyzed with a gravimetric finish.

Prepared pulp samples shipped from SGS Red Lake to SGS Toronto were analyzed for silver by three-acid digestion with atomic absorption finish.

During the winter 2010 program, prepared samples were analyzed for 52 elements by acid digestion (3:1 HCl: HNO<sub>3</sub>).

All samples from the 2016 and 2020 drill programs by us were also analyzed for 52 elements by acid digestion.

The QA/QC program for 2003 to 2007 consisted of:

- resubmission of approximately 10% of the sample pulps to a second laboratory (ALS Chemex).
- insertion of two commercial standard reference materials (standards submitted every 30th sample)
- insertion of blanks

A total of 18 drill holes were completed in 2007 and 2008 comprising a total of 1,374 assay intervals. These samples were assayed for gold only by the Accurassay Laboratories of Thunder Bay, Ontario. SRK checked a total of 137 samples representing 10% of the total against the original certificates. No errors were found.

No program was set up for duplicates, standards, or blanks for this drilling program. The laboratory ran their own set of duplicates for internal monitoring purposes; however, those data were not available to SRK.

In 2010, Gold Canyon instituted a QA/QC program consisting of commercial standard reference materials for gold, and, consistent with current industry practice, blanks, field duplicates, and pulp duplicates. In addition, a "round robin" program was instituted in 2011 with ACT Labs of Red Lake, Ontario, that compared pulp re-assay results against the original SGS results for 469 samples. SGS conducted their own program of internal duplicate analysis as well.

For the First Mining QA/QC programs from the 2016 and 2020 drilling, blanks and standards were inserted at a rate of one standard for every 20 samples (5% in total), and one blank for every 30 samples (3% in total). 'Coarse' duplicates and 'pulp' duplicates were also inserted at regular intervals with an insertion rate of 4%. For the 2020 assay program, field duplicates from quartered core were also inserted at regular intervals, with an insertion rate of 4%.

In addition to the QA/QC program implemented by First Mining, the laboratories operate their own internal laboratory QA/QC system, inserting quality control materials, blanks, laboratory replicates and laboratory duplicates on each analytical run.

Of the 18 drill holes completed in 2007 and 2008, comprising a total of 1,374 assay intervals analyzed for gold, SRK checked a total of 137 samples representing 10% of the total against the original certificates. No errors were found.

A total of 3,135 assay values for gold and 3,161 assay values for silver in the database were compared against the original protected PDF assay certificates submitted by SGS Red Lake. These totals represent 10.1% and 10.4% of the total number of assays for gold and silver, respectively.

Of the original assay values checked against certificates, the focus was on values material to any resource estimate, either higher-grade intervals or very low-grade intervals in proximity to higher-grade intervals. The average grade of gold samples verified was 2.05 g/t Au. The average grade of silver samples checked was 8.27 g/t Ag.

Only two errors were found for gold:

- The gold value of sample interval SP10-028 from 433 m to 436 m (sample number 8287) was found to have an entered value of 5.96 g/t gold against a value on the assay certificate of 9.00 g/t gold.
- The gold value of sample interval SP11-076 from 69 to 70 m (sample number 14583) having the value of 0.45 oz/t was incorrectly placed in the parts per billion column.

No errors were found with respect to silver assays.

This represents an error rate of 0.064% in gold assays and an error rate of 0.0% in silver assays. This error rate is well within acceptable industry standards.

As part of the Mineral Resource estimation process, SRK reviewed the QA/QC data collected by Gold Canyon, reviewed the procedures in place to assure assay data quality, and verified the assay database against original assay certificates provided directly to SRK by SGS Red Lake, the assay laboratory. A total of 53,431 gold assays, 46% of the assay data, were checked against original assay certificates. No significant database errors were identified. About 143 minor rounding errors were observed. None of the rounding errors are deemed material or of any significance to the Mineral Resource estimate presented in the report.

## Mineral processing and metallurgical testing

The Springpole deposit has been the subject of several metallurgical test work programs and previous studies, as summarized in the following table:

Year	Laboratory	Test work Performed
1989	Lakefield Research, Lakefield; LR3657	Whole ore leach cyanide leach and CIL
2011	SGS Mineral Services, Vancouver; 50138-001	Whole ore cyanide leach
2013	SGS Mineral Services, Lakefield; 13152-001	Whole ore cyanide leach Flotation and concentrate regrind leach
2013	Process Mineralogical Consulting Ltd; Oct2013-05	Mineralogical analysis of two grab samples
2017	Base Met Labs, Kamloops; BL0161	Comminution testing Mineralogical assessment – BMA, TMS Whole ore leach Rougher flotation and concentrate regrind leach Viscosity
2018	ALS Metallurgy, Kamloops; 180107	Whole ore cyanide leach Flotation: Concentrate regrind leach and tail leach
2018	Jacobs Engineering Group, Lakeland Florida	Reverse flotation to float off mid-size mica to reduce comminution requirement
2018	Eriez Flotation Division, Erie Pennsylvania	Hydraulic classification to remove multiple size fractions of micas to reduce comminution requirement – cross flow and hydrofloat separation

During 2020, we completed a comprehensive comminution and metallurgical test work program to support the PFS. This included head grade analyses, mineralogy, a full suite of comminution, flotation, and leach tests; cyanide detoxification, rheology, and solid/liquid separation. Test work was conducted by SGS Lakefield, Canada in two phases: Phase 1 used available coarse reject material from the 2016 drilling campaign and Phase 2 used fresh HQ drill core from the 2020 winter drilling campaign.

Tests were performed on mineralization that is considered to be representative of plant feed, based on a recent mine plan. Composite samples representing major lithologies and a range of head grades were prepared (0.60 to 2.0 g/t Au and 0.5 to 20 g/t Ag). The minimum and maximum grades aligned with expected plant feed for the first nine years of production.

Bulk mineralogy on select composites showed the main sulphide mineral was pyrite, ranging from 5.3 to 7.7%, with traces of chalcopyrite, sphalerite, and galena. Gold deportment studies indicated 5 to 12% of the gold is sub-microscopic; 8 to 14% of the gold is locked in <11 µm size fractions; 42 to 64% of the gold is exposed and 22 to 32% is liberated. A host of telluride minerals exist in the microscopic size range, with petzite the most dominant. Gold and electrum occur in minor amounts.

Comminution testing showed that the materials tested are considered very soft to medium in competency, with SMC test A\*b values ranging from 40 to 124 and SPI test results from 7 to 67 min. Conventional Bond tests showed significant variation in hardness, with Bond rod mill work indices ranging 9 to 15 kWh/t and Bond ball mill work indices ranging from 8 to 18 kWh/t, at a closing screen size of 150 µm.

Two parallel flowsheets were evaluated, following the results from the previous studies: flotation + concentrate and tailings leaching versus whole ore leaching. The recommended flowsheet for this study is flotation with concentrate/tailings leaching.

Whole ore cyanide leach tests showed relatively poor extraction at a grind size of 80% passing 75 µm or greater using aggressive leach conditions to combat the effects of the telluride minerals. Gold leach extractions ranged from 52 to 72%. At a finer grind of 80% passing 60 µm, gold extractions ranged from 64 to 84%.

Rougher flotation tests showed high sulphide recovery was generally achieved within eight minutes. Excessive foaming was observed in some samples. This was considered attributable to a drilling compound added to the core, to aid core recovery (this was also commented on in the 2019 updated PEA report for the Springpole Project, which tested samples from the same drilling program). High mass pull was observed in these samples. A cleaning stage reduced the mass pull reporting to concentrate regrind. Flotation recoveries to cleaner concentrate ranged from 55 to 83% for gold, 55 to 90% for silver and 75 to 98% for sulphur at a target mass pull of 15% or less. Leaching of flotation tails is required to attain acceptable gold recovery. Tailings samples showed very high leach extractions in general.

Flotation concentrate gold extraction showed significant benefit from finer regrinding to an 80% passing size of 15 to 17 µm. Particularly high concentrate leach residue grades were observed at 80% passing 25 µm. Flotation concentrate gold extractions ranged from 62 to 97%, somewhat dependent on gold head grade. Flotation tails gold extractions ranged from 52 to 94%.

Overall plant gold recoveries are predicted to average 86% for head grades of 0.8 to 1.22 g/t Au. Overall plant recoveries for silver are predicted to range from 85 to 92% for head grades of 3.2 to 8.3 g/t Ag.

Cyanide detoxification tests achieved <1 mg/L CNWAD, with favourable reagent consumption rates.

Mercury grades were in the range of <0.3 to 8 g/t in the flotation feed. A retort with gas collection system was incorporated into the plant design to manage and control mercury in the process. Arsenic is present in the feed at concentrations up to 30 g/t and is not expected to be problematic in processing. No other elements were noted that may cause issues in the process plant or concerns with product marketability.

Thickening and filtration of cyanide detoxified slurry showed a moisture content of 18.5% (by weight) was achieved with high-rate thickening followed by pressing and drying using a conventional plate and frame filter press. A moisture content of 15% was achieved when employing a membrane squeeze in addition to pressing and drying in a plate and frame filter.

The authors of the Springpole Technical Report make the following recommendations: (i) future drilling should be done using drill mud additives that have been demonstrated to have minimal impact on metallurgical test work (a bulk sample might be considered to avoid the issue of drilling compound modifying reagents); (ii) investigate the impact of drilling mud additives on flotation mass pull with the objective of reducing flotation circuit size and regrind power requirements; (iii) further optimize concentrate leach reagents and consider reductions in leach extraction time (this includes reducing the number of concentrate leach adsorption tanks and recover residual gold/silver in solution using the flotation tails CIP circuit); (iv) optimize combined tails residual cyanide levels and aim to reduce cyanide detoxification retention time; and (v) conduct a full Feasibility Study metallurgical test work program incorporating variability and production composite test work (this includes dewatering/filtering tests on the final tailings material).

#### Mineral resource estimates

There are 662 drill holes in the Springpole Project database provided to SRK for the resource estimate. The Mineral Resource estimate for the Springpole Project utilizes results from 404 core boreholes drilled by previous owners of the property during the period of 2003 to 2013, and seven holes drilled by us in 2016 and 2020.

The revised Mineral Resource estimate was based on a gold price of US\$1,550/oz and a silver price of US\$20/oz, both considered reasonable economic assumptions by SRK. To establish a reasonable prospect of economic extraction in an open pit context, the resources were defined within an optimized pit shell with pit walls set at 35° to 50° based on domains. Assumed metallurgical recoveries of 88% for gold and 93% for silver were used. Mining costs were estimated at \$1.62/t of total material, processing costs estimated at \$15.38/t, and general and administrative ("G&A") costs estimated at \$1.00/t. A cut-off grade ("COG") of 0.3 g/t Au was calculated and is considered to be an economically reasonable value corresponding to breakeven mining costs. Approximately 90% of the revenue for the proposed project is derived from gold, with 10% derived from silver.

The updated resource estimate is summarized in the table below.

Category	Quantity (Mt)	Grade		Metal	
		Au (g/t)	Ag (g/t)	Au (Moz)	Ag (Moz)
<b>Open Pit</b>					
Indicated	151	0.94	5.0	4.6	24.3
Inferred	16	0.54	2.8	0.3	1.4

Note: This Mineral Resource estimate is as of July 30, 2020.

Mineral Resources that are not Mineral Reserves do not have demonstrated economic viability. The estimate of Mineral Resources may be materially affected by environmental, permitting, legal, title, taxation, sociopolitical, marketing, or other relevant issues. The quantity and grade of reported Inferred Mineral Resources in this estimation are uncertain in nature and there has been insufficient exploration to potentially convert some or all of these Inferred Mineral Resources as an Indicated or Measured Mineral Resource and it is uncertain if further exploration will result in upgrading them to the Indicated or Measured Mineral Resource category. SRK is of the opinion that further attempts to convert the remaining Inferred material to Indicated would be of questionable value. The current proportion of the Mineral Resource classified as Inferred Mineral Resources is 10% of total tonnes, and 6% of contained gold.

#### Mineral reserve estimates

The Mineral Reserves for the Springpole Project are based on the conversion of the Measured and Indicated Mineral Resources within the current Springpole Technical Report mine plan. Indicated Mineral Resources in the mine plan were converted directly to Probable Mineral Reserves. There are currently no Measured Mineral Resource estimates and therefore there are no Proven Mineral Reserves. The total Mineral Reserves for the Springpole Project are shown in the table below.

Category	Tonnes (Mt)	Grade		Contained Ounces	
		Au (g/t)	Ag (g/t)	Au (Moz)	Ag (Moz)
Proven	0.0	0.00	0.00	0.00	0.0
Probable	121.6	0.97	5.23	3.80	20.5
<b>Total</b>	<b>121.6</b>	<b>0.97</b>	<b>5.23</b>	<b>3.80</b>	<b>20.5</b>

\*This Mineral Reserve estimate is as of December 30, 2020 and is based on the new Mineral Resource estimate dated July 30, 2020. The Mineral Reserve calculation was completed under the supervision of Gordon Zurowski, P.Eng of AGP, who is a Qualified Person as defined under NI 43-101. Mineral Reserves are stated within the final design pit based on a US\$878/ounce gold price pit shell with a US\$1,350/ounce gold price for revenue. The equivalent cut-off grade was 0.34 g/t Au for all pit phases. The mining cost averaged \$2.75/tonne mined, processing averages \$14.50/tonne milled, and G&A was \$1.06/tonne milled. The process recovery for gold averaged 88% and the silver recovery was 93%. The exchange rate assumption applied was \$1.30 equal to US\$1.00.

\*Pit slope angles ranged from 35 - 50°.

The Mineral Reserves for the Springpole Gold Project are based solely on open pit mining assumptions.

The Qualified Person responsible for the preparation of the Mineral Reserve estimates in the Springpole Technical Report has not identified any known legal, political, environmental, or other risks that would materially affect the potential development of the Mineral Reserves. The risk of not being able to secure the necessary permits from the government for development and operation of the Springpole Project exists but the Qualified Person is not aware of any issues that would prevent those permits from being withheld per the normal permitting process.

## Mining methods

The PFS is based on open pit mining of the proposed Springpole pit. This pit is expected to provide feed material necessary to maintain the process plant feed rate at 30,000 tpd while operational.

The Springpole pit is planned as a three phased pit which will provide 121.6 Mt of ore grading 0.97 g/t Au, and 5.23 g/t Ag. Waste from this pit will total 275.4 Mt for a strip ratio of 2.3:1 (waste:ore). With the inclusion of the proposed quarry, the total waste movement will be 287.5 Mt for a life-of-mine ("LOM") strip ratio of 2.36:1 (waste:ore).

In addition to the pit, a quarry would be established near the plant location in the pre-production period. This quarry would be used to construct mine infrastructure including haul roads, dykes and to meet site fill requirements for other infrastructure.

The mill feed cut-off used is 0.40 g/t Au. During the mine operation material would be stockpiled to optimize the plant feed grade and defer lower-grade material until later in the mine schedule. The three grade bins used for the stockpiles included: low grade (0.40 to 0.60 g/t Au), medium grade (0.60 to 0.80 g/t Au) and high grade (over 0.80 g/t Au).

The phases are scheduled to provide 30,000 tpd of feed to the mill over an 11.3 year mine life after three years of pre-production stripping. The first two years of pre-production stripping are construction related. The last three years of mining are stockpile reclaim. The pits are sequenced to minimize initial stripping and provide higher feed grades in the early years of the mine life which the stockpiling strategy accomplishes.

The pits will be built on 12 m benches with safety berms placed every 24 m. Inter-ramp angles vary from 39 to 54° in rock depending upon the wall orientation. Overburden will use a 30° inter-ramp angle with 12 m between berms. Minimum mining widths of 35 to 40 m were maintained in the design with preferred bench widths of 60 m or more. Ramps will be at maximum 10% gradient and vary in width from 27.1 m (single lane width) to 35.4 m (double lane width). They have been designed for a 226 t haulage truck.

The main fleet is planned to consist of three 251 mm rotary drills, two 36 m<sup>3</sup> electric hydraulic shovels and one 23 m<sup>3</sup> front-end loader. The truck fleet is planned to total seventeen 240 t trucks at the peak of mining. This is due to the long hauls from the pit to the waste storage facilities ("WSF") as well as the backhaul of tailings material from the plant. The usual assortment of dozers, graders, small backhoes, and other support equipment is considered in the equipment costing. A smaller front-end loader (13 m<sup>3</sup>) will be stationed at the primary crusher.

In the pre-production years -3 and -2, 3.9 Mt will be mined within the quarry area. This mining will be with 91 t trucks, 6 m<sup>3</sup> excavators and smaller track drills, more suited to this type of work, preparing the site for the larger, more productive, equipment. Year -1 is the start of major mining activity using the larger equipment when the bay dewatering has advanced sufficiently for mining and the site infrastructure (power lines, roads, etc.) is in place. The early phases provide the highest grade to the mill early in the schedule. The open pit will be in operation until Year 9 followed by three years of stockpile reclaim to feed the plant. When the open pit is complete, the larger mining fleet will move to complete the quarry area, dumping the material into the open pit. This will serve to cover the slopes in the pit for reclamation purposes.



Waste material from the pit will be stored in the WSF. Non-acid generating (“NAG”) material will be used for the outer berms while potentially acid generating material will be co-mingled with filtered tails. The filtered tails will be backhauled from trucks returning from dropping material at the plant either as feed or placed in the stockpiles. As the WSF advances upwards, re-sloping of the sides will be occurring to allow for concurrent reclamation and reducing the visual impact of the facility. The majority of the waste rock will be contained within the WSF (196.6 Mm<sup>3</sup>), but a small portion of NAG material will be backfilled into Phase 2 of the open pit near the end of the mine life. This will reduce the overall haul length and will help in pit reclamation. A total of 9.8 Mm<sup>3</sup> will be backfilled into the pit.

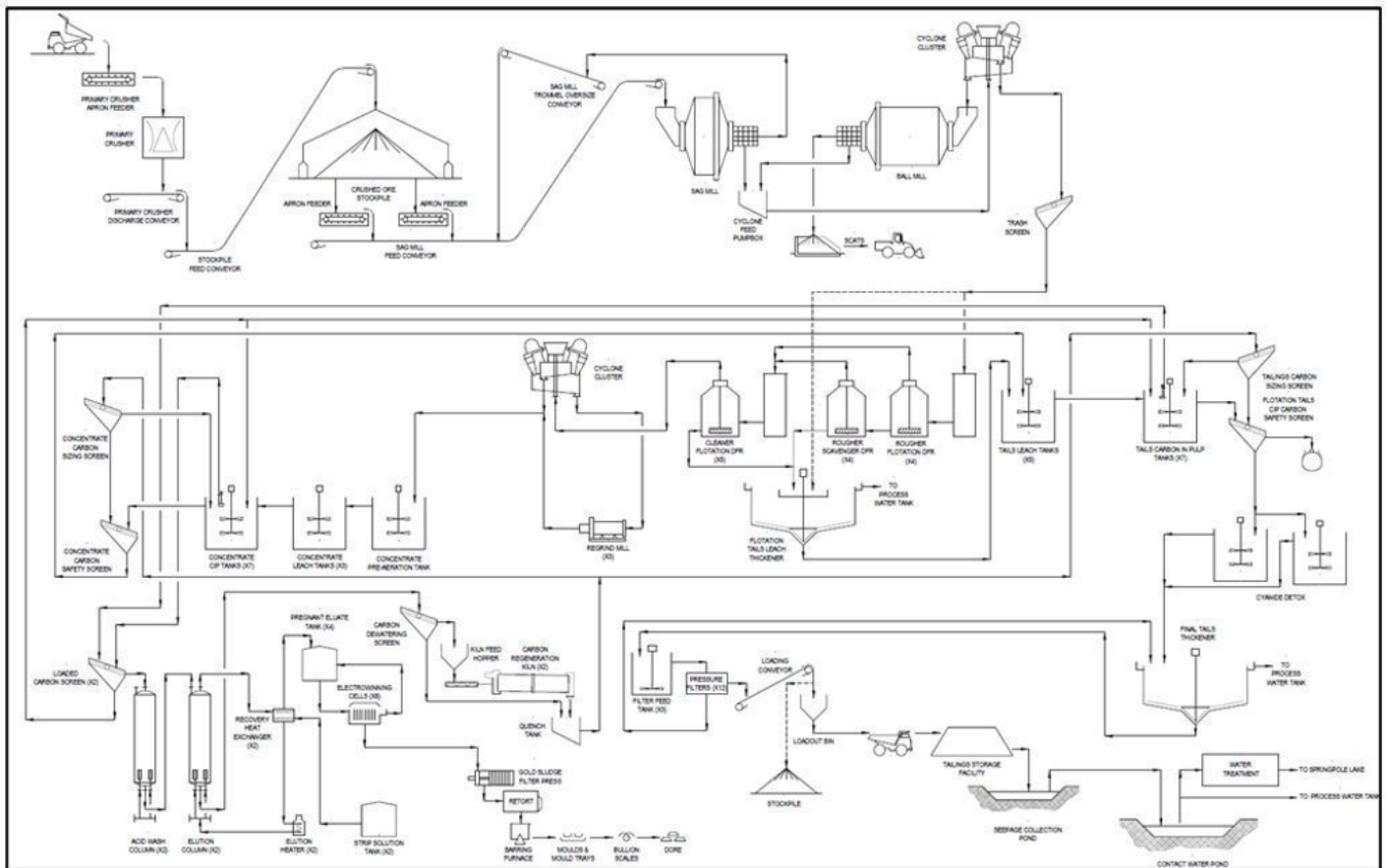
#### Processing and recovery operations

The process plant will be designed using conventional processing unit operations. It will treat 30,000 tpd or 1,250 t/h based on an availability of 8,059 hours per annum or 92%. The crusher plant section design is set at 75% availability and the gold room availability is set at 52 weeks per year including two operating days and one smelting day per week. The plant will operate with two shifts per day, 365 days per year, and will produce gold doré bars.

The plant feed will be hauled from the mine to a crushing facility that will include a gyratory crusher as the primary stage before being conveyed to the crushed ore stockpile. The crushed ore will be ground by a SAG mill, followed by a closed circuit of a ball mill with a hydro-cyclone cluster. The hydro-cyclone overflow with P80 of 150 mesh (106 µm) will flow to a three-stage flotation circuit including rougher flotation, rougher scavenger flotation, and cleaner flotation. Flotation tailings will report to the tailings leaching and CIP circuit. Flotation concentrate will report to a closed loop cyclone cluster and IsaMill before reporting to the concentrate leach and CIP circuit.

Gold and silver leached in the CIP circuits will be recovered onto activated carbon and eluted in a pressurized Anglo American Research Laboratory style elution circuit and then recovered by electrowinning in the gold room. The gold-silver precipitate will be dried in a mercury retort oven and then mixed with fluxes and smelted in a furnace to pour doré bars. Carbon will be re-activated in a carbon regeneration kiln before being returned to the CIP circuits. CIP tails will be treated for cyanide destruction prior to pumping to a final tails thickener and pressure filter. Filter cakes will be hauled to the WSF for disposal.

The installed power for the process plant will be 58 MW and the power consumption is estimated to be 32 kWh/t processed. Raw water will be pumped from Birch Lake to a raw-water storage tank. Potable water will be sourced from the raw-water tank and treated in a potable water treatment plant. Gland water will be supplied from the raw-water tank. Process water will primarily consist of water reclaimed from the final tails thickener and pressure filters. Reagents will include pebble lime, sodium cyanide, sodium hydroxide, copper sulphate pentahydrate, hydrochloric acid, sodium metabisulphite, activated carbon, flocculant, coagulant, collector, and frother. The selected flowsheet is shown in the below figure.



#### Infrastructure, permitting and compliance activities

Key project infrastructure as envisaged in the PFS includes: open pit mine area including mine haul roads and ramps; dykes for hydraulic isolation of the mine pit following bay dewatering; site main access roads, administrative access roads and maintenance roads, site main gate and guard house; administration and dry building, construction and permanent camp accommodations; process plant e-room; crushing area e-room; control room; reagent storage building; gold room; assay laboratory and sample preparation area; plant workshop and warehouse; truck shop and warehouse, tire changing facility, truck wash building; fuel facility, fuel storage and dispensing; fresh water intake; 230 kV overland and 25 kV underground power distribution lines; fresh water intake pumping supply and treatment; WSF, contact water collection ponds; waste water treatment plant and explosives magazine.

The main access road will be a private extension of the existing Wenesaga Road which is primarily used for forestry services and has been constructed up to 15 kilometres from the project site.

Approximately 58 MW of electrical demand would be supplied via a new 230 kV overhead transmission line, built to connect to the provincial grid's 230 kV line approximately 75 km to the southeast. A 230kV / 25kV transformer would provide step down prior to feeding a total of six electrical rooms. Variable frequency drives have been allowed where required and all medium-voltage motors or drives are planned to be supplied in 4.16 kV.

Two dykes are planned to be constructed to isolate the area of the proposed open pit and facilitate mining following dewatering. A secant pile wall and grout curtain will be installed within the rockfill to establish a hydraulic barrier.

A single WSF will be constructed west of the open pit for storage of tailings produced from mineral processing and PAG waste rock generated from open pit mining. The WSF will store approximately 76 Mm<sup>3</sup> of tailings and 41 Mm<sup>3</sup> of PAG waste rock within a cell. Structural stability of the facility will be provided by perimeter embankment dams constructed with NAG waste rock generated from open pit mining. Surface water run-off from the facility will be removed and stored in a contact water management pond ("CWMP"), to be located south of the WSF, to limit infiltration of water into the waste materials following placement. An engineered cover is conservatively considered in closure, to promote surface run-off and limit seepage, and will be further evaluated through the Environmental Assessment process.

First Mining and its predecessor Gold Canyon have been collecting environmental baseline data to support the Springpole Project's EA since 2010, and data collection is ongoing. These studies are primarily focused on characterizing biological and physical components of the aquatic and terrestrial environments that may be impacted by and may interact with the proposed Springpole Project. We believe that the dataset compiled to date within these programs exceeds the level of environmental baseline data one would typically have in support of a PFS.

The area of Springpole Lake that will be dewatered spans approximately 150 hectares and displays significant variation in lakebed elevation, with the deepest point reaching an approximate maximum depth of 40 m (El. 353 masl). This activity will affect fish habitat. First Mining will continue working with Fisheries and Oceans Canada (DFO) to develop off-setting measures that will help to mitigate any short or long-term effects to local fish communities.

First Mining will fully consider the concerns and issues associated with potential adverse environmental effects, as appropriate, to the Indigenous peoples in terms of proximity, historic resources, land and resource use, physical and social effects (including health) on their communities, as well as economy, employment, cultural heritage, in the EA process.

Preliminary environmental design criteria have been developed for project features that have the potential to release contaminants into the air, water, and land. First Mining will also develop an environmental, health and safety ("EHS") management system to address the EHS needs of the Springpole Project based on the results of the Environmental Impact Statement.

On February 23, 2018, we submitted a Project Description to the IAAC. IAAC determined an EA is required for the Springpole Project under the *Canadian Environmental Assessment Act* (2012) ("CEAA"). We have also entered into a voluntary agreement with the Ontario Ministry of Environment, Conservation and Parks to undertake an Individual EA under Section 3.0.1 of the provincial Environmental Assessment Act.

We published an EIS for the Springpole Project in June 2022. The EIS was developed to also meet the regulatory requirements associated with the provincial voluntary agreement to undertake an individual EA.

In addition to the requirement for assessment under CEAA, 2012, key federal permits that may be required pending further regulatory advice:

- Fisheries Act Authorization (Fisheries and Oceans Canada (DFO))
- Canadian Navigable Waters Act (Transport Canada)
- Schedule 2 of Metal and Diamond Mining Effluent Regulations (MDMER)

Prohibitions under other pieces of federal legislation also apply but no permitting requirements are currently expected. These may include, but would not necessarily be limited to, the following:

- Canadian Environmental Protection Act, SC 1999
- Migratory Birds Convention Act, SC 1994, c22
- Explosives Act, RSC 1985, C. E-17
- Transportation of Dangerous Goods Act, SC 1992, c. 34
- Species at Risk Act, SC 2002; c. 29
- Nuclear Safety Control Act, SC 1997, c. 9)

Based on the current understanding of the Springpole Project area and project description provided by First Mining, it is expected that the following permits and approvals will be required:

- Mine Closure Plan, Mining Act, Energy, Northern Development and Mines
- Permit to Take Water, Ontario Water Resources Act, MECP
- Environmental Compliance Approval (Air/Noise), Environmental Protection Act, MECP
- Environmental Compliance Approval (Sewage), Ontario Water Resources Act, MECP
- Environmental Compliance Approval (Waste), Environmental Protection Act, MECP
- Work Permit, Public Lands Act, Ministry of Natural Resources and Forestry (MNRF)
- Work Permit, Lakes and Rivers Improvement Act, Ministry of Natural Resources and Forestry (MNRF)
- Aggregate Permit, Aggregate Resource Act, MNRF
- Overall Benefit Permit, Endangered Species Act, MECP
- Forestry Resource Licence/Release of Reservation, Crown Forest Sustainability Act, MNRF
- Archaeological Clearance, Ontario Heritage Act, Ministry of Heritage, Sports, Tourism, and Culture Industries (MHSTCI)

The federal government identified Cat Lake First Nation, Slate Falls First Nation, Lac Seul First Nation, Wabauskang First Nation, Mishkeegogoamang Ojibway Nation, Ojibway Nation of Saugeen, and Métis Nation of Ontario in 2018 (updated in 2020), while in 2018 the provincial government identified Cat Lake First Nation, Slate Falls First Nation, Lac Seul First Nation, Wabauskang First Nation, Mishkeegogoamang Ojibway Nation, Ojibway Nation of Saugeen, Pikangikum First Nation, and Métis Nation of Ontario, as potentially impacted by the Springpole Project or having an interest in the project.

In March 2017, the First Nations of Cat Lake, Slate Falls and Lac Seul entered into a Shared Territory Protocol Agreement. These three First Nations are known collectively as the Shared Territory Protocol Nations (“STPN”). In February 2018, we entered into a Negotiation Protocol Agreement with the STPN and will continue information sharing and consultation throughout the EA process.

#### Capital and operating costs

The cost estimate for the Springpole Project is based on an engineering, procurement, and construction management (“EPCM”) implementation approach.

#### Operating Costs

The operating costs for a mine at the Springpole Project have been estimated from base principles with vendor quotations for repair and maintenance costs and other suppliers for consumables. Key inputs to the mine cost are fuel and labour. The price provided for the Springpole Project was \$0.80/L (US\$0.60/L) delivered to the site. The mine truck and support equipment fleets will be diesel powered. The large production drills, hydraulic shovels and dewatering pumps will be electric powered, and the cost estimate used an electricity price of \$0.08/kWh (US\$0.06/kWh).

Labour costs are based on an owner-operated scenario whereby we would be responsible for the maintenance of the equipment with our own employees.

The mining fleet will be leased to help lower capital costs and payments are included in the operating cost. The mining cost is shown as both cost per tonne mined and cost per tonne moved. This is due to the large quantity of tailings backhaul included in the operating cost. The cost per tonne mined is \$2.75/t mined (US\$2.06/t mined) or \$1.94/t moved (US\$1.46/t moved). The cost per tonne milled over the LOM is \$8.69/t milled (US\$6.52/t milled).

The annual process operating cost is estimated at \$158.8 M (US\$119.1 M) and will average \$14.50/t milled (US\$10.87/t milled) over the LOM.

The G&A cost is estimated at \$11.57 M (US\$8.68 M) and will average \$1.06/t milled (US\$0.79/t milled) over the LOM.

The life of mine operating cost estimate for the Springpole Project is shown in the table below.

Operating Cost	Life of Mine Cost (US\$ M)	Cost (US\$/t Processed)
Mining	793	6.52
Processing	1,323	10.87
G&A	96	0.79
TOTAL	2,212	18.18

Capital Costs

The capital cost estimate has an accuracy of -20% / +30% (AACE Class 4). The estimate includes the cost to complete the design, procurement, construction, and commissioning of all the identified facilities. The estimate was based on the traditional EPCM approach where the EPCM contractor would oversee the delivery of the completed project from detailed engineering and procurement to handover of a working facility.

The estimate was derived from a several fundamental assumptions as indicated in process flow diagrams, general arrangements, mechanical equipment list, electrical equipment list, material take offs, electrical layouts, scope definition and a work breakdown structure. The estimate included all associated infrastructure as defined by the scope of work.

The capital cost estimate for the Springpole Project is summarized in the table below.

Cost Type	Cost Description	Project Capital (US\$ M)		
		Initial	Sustaining	Total
Direct	Mine	144.5	51.3	195.8
	Site Development	21.0	-	21.0
	Process Plant	296.7	4.2	300.9
	On-site Infrastructure	38.4	-	38.4
	Off-site Infrastructure	35.3	-	35.3
	Direct Subtotal	535.9	55.5	591.4
Indirect	Indirects	47.9	-	47.9
	EPCM Services	37.5	-	37.5
	Owner's Costs	16.1	-	16.1
	Indirect Subtotal	101.4	-	101.4
Provisional	Contingency and Management Reserve	80.9	-	80.9
Closure	Closure Costs	-	29.5	29.5
Total		718.3	85.0	803.3

Economic Analysis

The mine plan is based on Indicated Mineral Resources that have been converted to Probable Mineral Reserves.

An economic model was developed to estimate annual pre-tax and post-tax cash flows and sensitivities of the Springpole Project based on a 5% discount rate. It must be noted that tax estimates involve complex variables that can only be accurately calculated during operations and, as such, the after-tax results are approximations. A sensitivity analysis was performed to assess the impact of variations in metal prices, head grades, initial capital cost, total operating cost, foreign exchange rate, and discount rate.

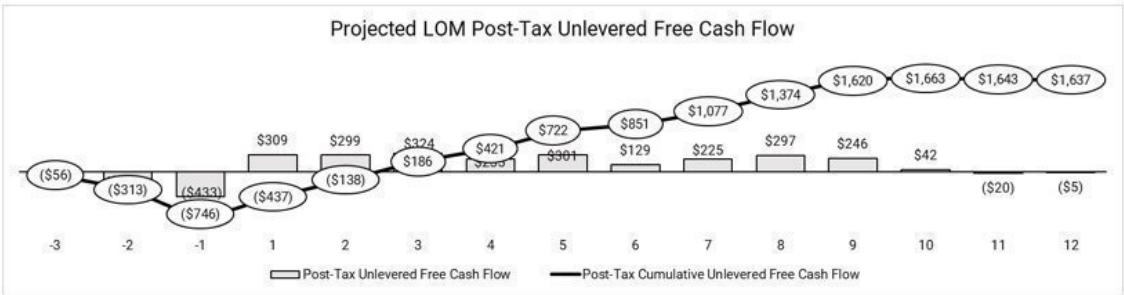
The capital and operating cost estimates developed specifically for the Springpole Project are in Canadian dollars and converted with the stated exchange rate. The economic analysis has been run on a constant dollar basis with no inflation.

The economic analysis was performed using the following assumptions:

- gold price of US\$1,600/oz, silver price of US\$20/oz
- LOM of 11.3 years
- exchange rate of US\$0.75 per \$1.00
- cost estimates in constant Canadian dollars with no inflation or escalation
- 100% ownership with 1.3% NSR; (assumes buy back of 1.4% NSR)
- capital costs funded with 100% equity (no financing costs assumed)
- closure cost of US\$29 M
- Canadian corporate income tax system consists of 15% federal income tax and 10% provincial income tax
- Ontario applies a mining tax rate of 10%
- total undiscounted tax payments are estimated to be US\$720 M over the LOM

The pre-tax net present value (“NPV”) discounted at 5% is US\$1,482 M; the IRR is 36.4%; and the payback period is 2.2 years. On an after-tax basis, the NPV discounted at 5% is US\$995 M; the IRR is 29.4%; and the payback period is 2.4 years.

A summary of the project economics is shown in the following figure and table.



General	Units	LOM Total / Avg.
Gold Price	US\$/oz	1,600
Silver Price	US\$/oz	20.00
FX	\$:US\$	0.75
<b>Production</b>		
Mine Life	yr.	11.3
Mined Ore	kt	121,636
Mined Waste	kt	287,532
Strip Ratio	w:o	2.36
Daily Throughput	tpd	30,000
Total Mill Feed	kt	121,636
<b>Gold</b>		
Mill Head Grade Au	g/t	0.97
Mill Recovery Au	%	85.7%
Total Payable Ounces Au	koz	3,225
Average Annual Payable Au	koz	287
<b>Silver</b>		
Mill Head Grade Ag	g/t	5.2
Mill Recovery Ag	%	89.5
Total Payable Ounces Ag	koz	18,117
Average Annual Payable Ag	koz	1,610
<b>Operating Cost</b>		
Mining – mined	US\$/t mined	2.06
Mining - milled	US\$/t milled	6.52
Processing	US\$/t milled	10.87
G&A	US\$/t milled	0.79
Total	US\$/t milled	18.18
<b>Capital Cost</b>		
Initial Capex	US\$M	718
Sustaining Capex	US\$M	55
Closure Cost	US\$M	29
<b>Operating Costs per Ounce</b>		
Cash Costs (net)	US\$/oz	618
AISC (net)	US\$/oz	645
Cash Costs	US\$/oz AuEq	673
AISC	US\$/oz AuEq	698
<b>Pre-Tax Economics</b>		
NPV (5%)	US\$M	1,482
IRR	%	36.4
<b>Post-Tax Economics</b>		
NPV (5%)	US\$M	995
IRR	%	29.4
Payback	yr.	2.4

\* Cash costs consist of mining costs, processing costs, mine-level G&A and refining charges and royalties. *Please see "Non-IFRS Financial Measures" at the beginning of this AIF.*

\* AISC includes cash costs plus sustaining capital and closure costs. AISC is at a project-level and does not include an estimate of corporate G&A. *Please see "Non-IFRS Financial Measures" at the beginning of this AIF.*

#### Exploration, development and production

As discussed above, during the winter of 2019 – 2020, we initiated a program of core re-sampling in order to quantify the sulphur content of the in-pit material. A total of 8,358 samples were collected for total sulphur assays, along with 611 samples collected for bulk density determination.

We completed several field programs throughout 2020, with the primary purpose of collecting additional data to advance the metallurgical, geotechnical, hydrogeological, and environmental studies at the Springpole Project through PFS-level and beyond. Diamond drilling was undertaken to collect samples for metallurgical and geotechnical test work.

The geotechnical program targeting the pit wall area consisted of drilling and logging of inclined HQ size boreholes, packer tests, fracture surveys using acoustic televiewer, rock testing (point load tests and Brazilian tests), and multi-level piezometer installation.

In addition, a detailed geotechnical field testing and sampling program was completed over the areas of proposed mine infrastructure, which included test pit excavations (for overburden investigation), hand auguring, NQ-size borehole drilling, and ground penetrating radar surveys in selected locations.

A program of condemnation drilling targeting key infrastructure areas was also commenced in 2020 and continued in 2021. Additional mapping and sampling of nearby trachyte outcrops was completed during the summer months and further exploration on these areas and other potential targets outside of the main resource area continued in 2021. Drilling for metallurgical purposes was also completed in 2021, as well additional drilling in both 2021 and 2022 for geotechnical, hydrogeological and geochemical data collection, and exploration.

#### Recent developments

In 2023, a total of 11 drill holes for 2,760 m were completed supporting regional exploration efforts in First Mining's land tenure surrounding the Springpole Project. Drilling was completed using NQ-sized diamond drill holes testing the Saddle, Horseshoe, and Atlantis targets.

In 2024, a total of 26 drill holes for 1,360 m were completed supporting hydrogeologic and structural geology investigations surrounding areas of planned mining infrastructure.

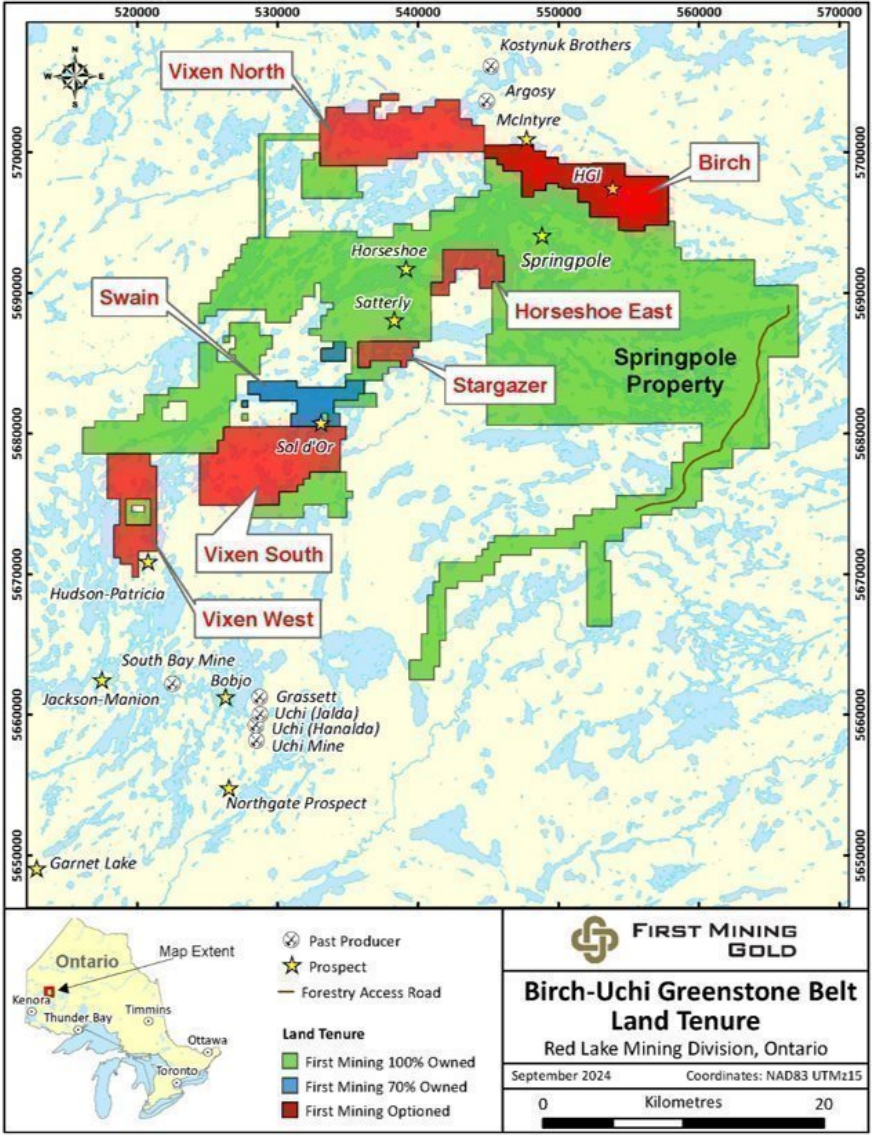
#### Regional Land Consolidation

First Mining significantly increased the size of exploration mineral tenure in the immediate vicinity of the Springpole Project in 2021 through acquisitions and option agreements, resulting in a current total controlled area of approximately 74,000 Ha throughout the Birch-Uchi Greenstone Belt ("BUGB") (see the section in this AIF entitled "*About First Mining – Three-year history*" for more details about these transactions). The BUGB is historically underexplored and has only seen a fraction of the exploration work that has been done in the neighbouring Red Lake and Pickle Lake greenstone belts. The region has seen increased exploration activity to the north and west of Springpole over recent years spurred by regional discovery successes in the surrounding area. Historically the BUGB has hosted several past-producing gold mines including: Argosy – which produced approximately 100,000 oz. at 11.4 g/t Au; Uchi – with a reported 114,000 oz. at 4.7 g/t Au; and a number of smaller gold and base metal mines including the Jackson, Manion, Hudson-Patricia, Bathurst and Sol d'Or mines, which produced gold in the 1930s.

Prospective target areas in the expanded mineral tenure include the past-producing high-grade Sol d'Or mine; the Swain Property, the Vixen North property - located nearby the past-producing Argosy mine - and the Birch Property, which includes the HGI prospect where historical drilling has intersected gold grades up to 245 g/t.



The following map shows, in green, all of the mineral rights owned through our wholly-owned subsidiary, Gold Canyon that currently comprises the Springpole Project and surrounding area, as well as all of the mineral rights in the immediate vicinity in respect of which we have entered into option or earn-in agreements (these are reflected in red):



## Exploration

First Mining has actively been conducting regional-scale exploration in the BUGB since 2021 where the focus has been to infill data gaps, follow up on historical and newly defined prospective areas, and advance discovery to build a prospectivity pipeline.

In 2021, we completed a regional data compilation and targeting exercise on the BUGB, and conducted district-scale gold occurrence reconnaissance on First Mining's claims. In total, 45 gold occurrences were visited, and 191 rock samples were analyzed for multi-element geochemistry.

During the summer of 2022, we followed up and expanded on our 2021 targeting work with a comprehensive field program consisting of soil geochemistry, mapping, prospecting and drilling. The soil geochemistry campaign was focused on prospective areas including four of the option properties to advance regional scale vectoring. A total of 705 soil samples were collected during this campaign. Mapping & prospecting campaigns were carried out on the Birch, Swain, Vixen, Stargazer, Horseshoe East and Satterly properties, where more than 500 grab samples were collected and submitted for gold and multi-element analysis. A targeted exploration drilling campaign was carried out on the Swain Property, which consisted of a 5-hole drill program totaling 1,557 m.

In October 2022, we completed a 3,843 line kilometre geophysical airborne survey over portions of the Birch-Uchi mineral tenure, benchmarking and vectoring regional scale magnetic and electromagnetic features for supporting exploration targeting through the use of integrated datasets for 2023 and beyond. The geophysical survey provides a core supplement to the existing geophysical coverage in the region and was successfully supported by industry-leading service providers and partners in SkyTEM and Mira Geoscience.

During 2023, exploration activities consisted of a winter drilling program and a summer field campaign. For the winter drilling program a total of eleven drill holes for 2,760 metres were completed, focused on three target areas including Saddle, Horseshoe, and Atlantis. The results from the 2023 winter drilling highlighted robust intervals of consistent gold mineralization over significant widths, including 0.92 g/t Au over 114 m and 0.75 g/t Au over 57.70 m (drill hole SAT23-001) at the Saddle target. The program was successful in confirming the continuation of the mineralization envelope along the shear structure, opening up the exploration growth potential around the Saddle target which continues to demonstrate an evolving gold mineralization setting with advancing exploration.

The 2023 summer field campaign included regional infill mapping transects, regional and infill geochemistry and targeted prospecting. Through mapping and prospecting, 517 grab samples and 680 soil samples were taken across the exploration project area. Highlights of the work included assay results for samples from the Challenger target discovery returning 25.6 g/t Au, 7.1 g/t Au and 4.42 g/t Au in rock grab assays along a regional transect, prompting further in-field mapping and sampling to better characterize and validate the relationship between mineralization, alteration and a resistivity low extending along trend.

During 2024, exploration activities consisted of field mapping, channeling sampling, and diamond drilling. Field mapping activities were focused at BUGB regional target areas surrounding the Challenger and Bronco targets as well as at the Springpole area targets of OMJ and Springpole East. Initial drilling was completed at the Springpole East target for 2,293 holes in 5 holes with success in identification of mineralization extensions within the area of the currently proposed open pit. Drill hole SP24-011 returned 0.75 g/t Au and 3.30 g/t Ag over 134.2 m, and 0.67 g/t Au and 12.79 g/t Ag over 105.4 m.

## **Technical Programs since the Springpole PFS**

Since completing the PFS for Springpole in January 2021, First Mining has been engaged in a number of significant technical programs to further optimize the development plan for Springpole and to further define the project scope for the EA process and into the Feasibility Study process. These programs are ongoing and include FS-level metallurgical test work, geotechnical drilling and site investigation to support FS-level preliminary pit slope, dyke and Co-Disposal Facility design work, an update to the Mineral Resource estimate in the PFS incorporating recent drilling results, completion of a power connectivity study, further review of opportunities to reduce the project's greenhouse gas footprint, exploring renewable power generation opportunities, additional environmental data collection, predictive environmental effects modelling and studies, and the submission of our final EIS/EA completed in November 2024.

### **Metallurgical Program**

Subsequent to the completion of the PFS, in 2021 we completed a metallurgical drilling program consisting of 2,632 m of drilling in ten drill holes in order to collect additional material within the proposed open pit for ongoing metallurgical test work. Samples from the ten drill holes, all located within the 2021 Pre-Feasibility Study pit shell, were selected to represent the major lithologies and mineralized zones in the target mining area. A total of 2.4 tonnes of metallurgical samples were collected, to form three production composites that underwent advanced metallurgical testing, as well as ten variability composites.

The metallurgical test work program in 2021 and 2022 was designed to support the Feasibility Study on the project. Work was carried out at Base Metallurgical Laboratories Ltd. in Kamloops, British Columbia, FLSmidth Inc. in Salt Lake City, Utah, and Jenike & Johanson Ltd. in Mississauga, Ontario. The scope of the program included flowsheet optimization, testing of an alternate flowsheet, comminution and variability testing, flotation piloting and materials handling testing.

To date, the metallurgical test programs have confirmed key metallurgical test work findings from the 2021 PFS and provided a larger database of ore physical properties and metallurgical response, which will reduce the design risk of the processing facility. Its current focus is to confirm metallurgical information and the process design of the PFS and explore opportunities to enhance metal recoveries and reduce operating and capital costs for Springpole.

Initial metallurgical test work was completed at the end of Q1 2022 and based on these results an additional test work program was commenced to support finalization of the FS process flowsheet in Q3 2022, and the process flow diagram (PFD), mechanical and electrical equipment lists, and plant layout were revised based on the findings of the program. Final reporting of the work was completed in August of 2023 with a conclusion that a comprehensive metallurgical test program has been undertaken that will support a feasibility level of study.

### **GHG Footprint Reduction – Electric Assist Haul Trucks**

Following the completion of the PFS, we completed an analysis of potential GHG emissions from the Project and determined that opportunities exist to reduce GHG emissions by reducing diesel consumption associated with the haul trucks with the addition of trolley assist in various areas of the mine. Given that the Project is scoped to be connected to the power grid, we commissioned AGP to study the impact and benefit of a number of electric haul assist technologies. More detailed analysis is warranted and will be carried out in the FS workplan.

### **Renewable Power Generation Opportunities**

We commissioned an initial scoping study of the opportunities to incorporate renewable power generation into the project development plan at Springpole. The Springpole area has the potential for economic wind and solar resources, as well as a significant biomass opportunity which has been previously studied for the region. The SLR study concluded that wind and solar were both viable potential supplemental power sources for the Project that warrant further study. In furtherance of this, we commenced in Q3 2022 site-specific data collection for wind resources which continued throughout H2 2022 and H1 2023, and commenced a follow-up scoping study for a wind power generation facility along the transmission line corridor. A preliminary wind data report summarizing the 2022 and Q1 2023 findings was issued by SLR in April 2023, with a final 1-year summary wind data report was issued in September 2024. First Mining will explore opportunities with the local communities to better understand avenues for partnership in a potential renewable power development.

### Net Zero Strategy

As part of the final EIS/EA submission, First Mining developed a Net Zero Strategy. The strategy details First Mining commitment and plan for a net-zero project with the purpose of embedding a climate-positive approach to all aspects of the Project. The strategy supports the target of reducing net greenhouse gas (GHG) emissions to zero over the life of the Project. It includes the use of technologies and practices to reduce fossil fuel use, and carbon offsets and credits to balance residual GHG emissions from the Project. The strategy incorporates scheduled reviews and energy audits so that the most accurate GHG emissions data are used and that the Net Zero Strategy is updated to reflect advances in GHG mitigation technologies.

### 230 kV Transmission Line Design

In 2022, First Mining advanced a feasibility-level design of an 89 km, three-phase, 230 kV overhead transmission line from a tap location on the existing Wataynikaneyap Power GP (“**Watay**”) W51W transmission line to supply electrical power to the mine site. Ontario’s Independent Electricity System Operator (“**IESO**”) continued work on a System Impact Assessment (“**SIA**”) on the Project, which is required for the proposed new transmission line. First Mining engaged Watay to perform a Short-Circuit Study to assist the IESO in its performance of the SIA, a Protection Impact Assessment (“**PIA**”), and coordinate with Hydro One Networks Inc. (HONI) to ensure that the Short-Circuit Study and the PIA reflect impacts to HONI equipment and protection settings, as required.

In 2023, the IESO issued the final SIA report for the Springpole connection concluding that “the proposed connection of the project is expected to have no material adverse impact on the reliability of the integrated power system” based on the requirement guidelines of the assessment. Additionally in 2023, Watay issued a Customer Impact Assessment that noted the “results did not indicate any material adverse impacts after connection of the Project”.

In 2024, First Mining met with Hydro One to discuss the power needs in the region and associated potential opportunities for the Project. First Mining will continue these discussions in 2025.

### Mine Access Road Design

First Mining has completed preliminary design and alignment for mine access road opportunities which would commence at the end of the Wenesaga Forestry Access Road, approximately 18 km from the current camp location at Springpole.

### Further CDF Optimization

In 2022, subsequent to receiving comments on the draft EIS/EA, First Mining completed further trade-off studies (“**ToS**”) on the Co-Disposal Facility (CDF) which highlighted the opportunity for additional optimization on the PFS design. Based on ToS findings, First Mining worked with experts and consultants throughout 2023 to optimize the PFS design for the CDF, by refining the design such that the NAG tailings would be hydraulically placed rather than filtered and mechanically to provide a more robust operation, improve co-disposal, reduce energy consumption, reduce capital equipment, improve air quality and reduce emissions. In addition to environmental improvements, these optimizations are expected to reduce initial capital and operating costs of the facility. The CDF configuration is a north cell for NAG thickened hydraulically placed tailings and PAG mine rock, and a south cell for conventional slurry PAG tailings. The tailings level in the north cell will be maintained at a higher elevation than the south cell such that contact water flows via gravity to the south cell thus ensuring a water cover is maintained over the PAG tails throughout the LOM.

In 2023, First Mining convened an Independent Geotechnical and Tailings Review Board (IGTRB) comprised of three world-leading experts in tailings facility design and geotechnical risk assessment to review and comment on the design of the Springpole tailings and co-disposal facility. The IGTRB reviewed the updated CDF design in 2024 and provided advice on the design, construction and operational performance of the dams. In the IGTRB report, the IGTRB indicated that the First Mining has positively advanced the design concepts. The report states with the CDF dams founded on competent bedrock, there is ample foundation stability. In addition, with a negative water balance and no external runoff catchment, there would be no risk of overtopping the dams. The positive report was published as part of the final EIS/EA.

#### Environmental Data Collection

The 2022 environmental field work activities involved a comprehensive program to supplement the baseline data that had been collected over several previous years. The studies covered a broad range of disciplines across the biological, physical and human environments including air quality, noise, surface water, groundwater, geochemistry, aquatic biology, terrestrial and vegetation and wildlife. Two air quality monitoring stations near the Project site have been operated to gather continuous samples.

Surface water studies included monthly surface water quality sampling at 35 locations as well as flow measurements and lake level measurements at six locations. Hydrogeological testing was conducted to improve the understanding of groundwater movement in the area and groundwater quality samples were collected at 33 monitoring wells. The geochemical characterization program included static and kinetic testing of mine rock and tailings as well as static testing of aggregate and overburden. An aerial survey was undertaken early in the year to study Boreal Caribou and other ungulates and furbearers.

Other key wildlife and habitat studies included bird and bat surveys as well as vegetation community and wetland mapping. Extensive aquatic studies were undertaken including fish community and habitat assessments, fish tissue sampling, environmental DNA studies, as well as plankton and benthic invertebrate studies.

The 2023 environmental field work activities involved a comprehensive program to supplement the baseline data that had been collected over several previous years. The studies covered a broad range of disciplines across the biological, physical and human environments including surface water, groundwater, geochemistry, aquatic biology, archaeology, cultural heritage, and species at risk. The data was analyzed and reported on for inclusion in the final EIS/EA. Ongoing quarterly surface water and groundwater sampling programs commenced in 2024 and will continue in 2025.

Early in 2023, First Mining conducted a caribou telemetry study in the regional study area around the Springpole site. The study involved an aerial survey by helicopter, followed by a caribou collaring program. The program resulted in 50 caribou being fitted with GPS satellite collars that are programmed to drop from the animals in 4 years. The objective of the study is to identify important seasonal habitat areas and how caribou use their home range to support species conservation and mitigation strategies. The program continues with an annual aerial survey and analysis of the population movements.

A wolverine study commenced in February 2023 which involved the placement of 25 non-invasive hair snag and camera monitoring stations in the local study area around the Springpole site. The intent of the study is to develop an understanding of wolverine use of the landscape relative to the proposed Springpole project. The stations involve erecting a run pole that is affixed to a sturdy tree. On the run pole there are two upright structures – the first holds 12 alligator clips intended to grab a small amount of fur, and release easily upon contact by wildlife passing through the frame. Fur samples collected are sent to a lab for genetic analysis. The stations were checked on a monthly basis to collect hair samples, refurbish cameras and to ensure the stations remain in a safe and functioning state prior to being decommissioned in May. The program was continued, with non-invasive camera traps being deployed from February-April 2024.

#### Final EIS/EA Submission

Following a successful environmental field season and the approval of the Provincial EA Terms of Reference on November 8, 2021, WSP (previously Wood plc), on behalf of First Mining, has undertaken further studies to inform the EA documentation covering key areas of the environment at Springpole, including geochemistry, groundwater quantity and quality, surface water quality, hydrology, air quality, noise and vibration, and terrestrial components. The draft EIS/EA also included economic modelling and highlights the economic and social benefits of the Project. The technical work has been documented and presented in draft EIS/EA reports which were published in June 2022.

First Mining announced the submission of the final EIS/EA for the Springpole Project in November 2024. The final EIS/EA submission marks a major procedural milestone in the advancement of the Project. It results from two and a half years of consultation and engagement since submitting the draft EIS/EA in May 2022. The final EIS/EA incorporates over 14 years of research and data collection and includes several optimizations completed since the Pre-Feasibility Study that improve the Project's environmental and operational performance. The work assesses more than 20 environmental and socio-economic factors, a detailed analysis of the Project design, as well as proposed environmental mitigation measures and major benefits throughout the Project's lifecycle. The Project is being assessed by the Impact Assessment Agency of Canada in accordance with the Canadian Environmental Assessment Act and by the Ministry of Environment Conservation and Parks under Ontario's Environmental Assessment Act.

The official federal and provincial comment periods for the final EIS/EA concluded in January 2025 and First Mining is continuing to respond to information requests and questions, as well as hold meetings, with government agencies, Indigenous communities and stakeholders. First Mining has received over 30 letters of support for the Project, including from the local municipalities of Sioux Lookout, Red Lake and Ear Falls.

#### Cat Lake First Nation

On September 18, 2023, the Company was informed that the Cat Lake First Nation had passed a Band Council Resolution ratifying an existing moratorium on mining and mining related activities in Cat Lake traditional territory. Cat Lake First Nation had declared a moratorium on mining and mining related activities by letter dated December 2022. The Province of Ontario has continued to grant exploration and other permits to the Company from 2022 onward, and to date the moratorium has not impacted the Company's ability to carry out its operations, including exploration, development and environmental assessment activities at the Springpole site.

In February 2024, we received construction permits for a temporary winter road to the Springpole Project by MNRF. Subsequently, First Mining received notice from litigation counsel to Cat Lake First Nation that it intended to challenge the permits issued to First Mining. The lawyers for First Mining, MNRF and Cat Lake First Nation met for a scheduling hearing at which the judge issued an interim order staying the authorization of MNRF, pausing the winter road construction activities. On March 20, 2024, First Mining joined Cat Lake First Nation and Lac Seul First Nation in signing a letter addressed to the provincial and federal governments inviting key representatives to engage towards the establishment of an agreement for a Cat Lake First Nation all-season community access road. On June 17, 2024, following discussions between the parties, Cat Lake First Nation accepted a settlement offer by MNRF. The settlement agreement has been filed with the court bringing an end to the judicial review process. On October 31, 2024, the Company entered into a Process Agreement with Cat Lake First Nation and Lac Seul First Nation which provides important capacity support for the implementation of a community-based Anishinaabe-Led Impact Assessment. The Process Agreement represents a significant commitment for First Mining and provides the framework for First Mining, Cat Lake and Lac Seul to have procedural clarity and meaningful participation in the review of the Springpole Gold Project through the unique cultural perspective of the Anishinaabe people.

In early 2025, Cat Lake First Nation and Lac Seul First Nation provided their technical review comments on the final EIS/EA in which First Mining will respond and continue dialogue on the questions and information requests.

We continue to provide Cat Lake opportunities to engage in the Springpole Project planning and to constructively engage with other local Indigenous communities, government regulators and stakeholders on the Springpole Project.

## Duparquet

### Technical report

The description in this section of the Duparquet Project is based on the project's technical report: *NI 43-101 Technical Report: Preliminary Economic Assessment Duparquet Gold Project, Quebec, Canada* (report date: October 20, 2023; effective date: September 15, 2023) (the "**Duparquet Technical Report**"). The report was prepared for us in accordance with NI 43-101 by G Mining Services Inc. under the supervision of Carl Michaud, P.Eng., MBA., G Mining Services Inc., Alexandre Dorval, P.Eng., G Mining Services Inc., Marina Iund, P.Geo., InnovExplo Inc., Olivier Vadnais-Leblanc, P.Geo., InnovExplo Inc., Carl Pelletier, P.Eng., InnovExplo Inc., Simon Boudreau, P.Eng., InnovExplo Inc., Neil Lincoln, P.Eng., G Mining Services Inc., Philip Rodrigue, P.Eng., G Mining Services Inc. and Sheldon Smith, P.Geo., Stantec Consulting Ltd.; all Qualified Persons within the meaning of NI 43-101. Mr. Vадnais-Leblanc is no longer with InnovExplo Inc. and accordingly, another author of the Duparquet Technical Report is certifying the portions previously attributed to Mr. Vадnais-Leblanc. The following description has been prepared under the supervision of James Maxwell, P.Geo., Vice President, Exploration & Project Operations of First Mining who is a Qualified Person within the meaning of NI 43-101. All currencies used in this summary of the Duparquet Technical Report are in Canadian dollars unless otherwise noted.

The conclusions, projections and estimates included in this description are subject to the qualifications, assumptions and exclusions set out in the Duparquet Technical Report, except as such qualifications, assumptions and exclusions may be modified in this AIF. We recommend you read the Duparquet Technical Report in its entirety to fully understand the project. You can download a copy of the Duparquet Technical Report from our SEDAR+ profile ([www.sedarplus.ca](http://www.sedarplus.ca)), or from our website ([www.firstmininggolds.com](http://www.firstmininggolds.com)).

*Mineral Resources that are not Mineral Reserves do not have demonstrated economic viability.*

### Project description, location and access

The Duparquet Project is located in the Abitibi-Témiscamingue administrative region in the western part of the Province of Québec, Canada. The centroid of the Project is approximately 26 km north of the city of Rouyn-Noranda and about 7 km east of the town of Duparquet, Québec. The Duparquet Project lies in the Destor and Duparquet townships and falls within the area covered by NTS map sheets 32D06 and 32D10. The approximate longitude and latitude of the centroid are 79.1304°W and 48.4836°N (NAD83), and the UTM coordinates are 638149m E and 5371738m N (NAD83 Zone 17).

The Duparquet Project can be easily reached via the all-season, paved, two-lane provincial road 101 from Rouyn-Noranda, which heads north to La Sarre over approximately 30 km, then turns westward onto provincial road 393 for approximately 15 km to Duparquet. Both roads cross through the Duparquet Project, and several gravel roads also lead onto it.

We acquired 100% ownership of the Duparquet Project in September 2022. Duparquet consists of the amalgamation of seven contiguous claim blocks (from west to east): Beattie, Donchester, Dumico, Central Duparquet, Porcupine East, Pitt Gold, and Duquesne.

The mining concessions for the previously registered Beattie (CM292) and Donchester (CM442) properties were voluntarily allowed to lapse in April 2021 and August 2021 respectively and have since been converted to mining claims by the owners. The change from Mining Concession to Mining Claims are the result of an amendment to the Mining Act, Bill 70, Chapter M-13-1 relating to non mining operational mining concessions.



The Duparquet project, including all seven contiguous claim blocks, comprises 199 map-designated claims totalling 5,804 hectares, extending 19 km east-west and 8 km north-south along the Destor-Porcupine Fault Zone (“**DPEZ**”). The Beattie, Donchester and Duquesne blocks contain past-producing underground mines. Historical underground workings and a shaft were developed on the Central Duparquet block, but no gold was produced. The Lepine and Destor claim blocks are subject to a 2% NSR royalty. The remainder portion of the Duquesne claim block is subject to a 2.5% NSR royalty which is currently under negotiations with the royalty holders.

The Duparquet Project is located in Abitibiwinni First Nation territory. Claim holders within this territory are bound by the Agreement on Consultation and Accommodation between the Abitibiwinni First Nation Council and the Government of Quebec. Parts of the Project are located inside the municipal limits of Duparquet. In addition, some parts of the Project are private lands with houses and a golf course and clubhouse.

#### History

Gold was first discovered on the Duparquet Township by John Beattie in 1910 and exploration and development activities continued through to 1933, when production commenced at the Beattie property. Operations continued until 1956 when, after 23 years of almost continuous production, the mine closed. During its lifetime, the Beattie mill treated 9,645,000 t with an average grade of 4.01 g/t Au and 0.99 g/t Ag from the North zone of the Beattie mine and Donchester mine (Laverigne, 1985).

The current Duparquet Project consists of seven claim blocks: Beattie, Donchester, Dumico, Central Duparquet, Porcupine East, Pitt Gold and Duquesne. It covers and overlaps many historical mining and exploration properties, the boundaries and names of which have changed over time following ownership (and/or option) changes, the abandonment and/or addition of claims, or modifications to mining title status when claims were converted into mining leases and then into mining claims.

All the claim blocks have been the subject of multiple exploration programs carried out by numerous exploration companies. The work included prospecting and geological mapping, geophysics, geochemistry and drilling, the latter ranging from exploration-stage to mineral resource definition. The drilling programs at Beattie, Donchester, Central Duparquet and Duquesne were conducted from both surface and underground. The claim blocks have been the subject of many geological studies and reports covering a wide array of topics, from mineral resource and mineral reserve estimates to engineering studies to regional geological surveys and synthesis. Following is a discussion of the activity in more recent years.

Between 2008 and 2009, a drilling program was carried out by Clifton Star, comprising 209 holes (58,053 m) on the Beattie property and 99 holes (37,566 m) on the Donchester property.

In 2010, under the terms of a joint venture agreement with Osisko Mining Corp. (“**Osisko**”), the latter became the operator of a drilling program which comprised 314 holes for a total of 102,529 m on the Beattie and Donchester properties. Osisko also carried out a channel sampling program consisting of 220 channels (460 m of cut channels) to complement the drilling program. Osisko contracted SGS Mineral Service (Lakefield, Ontario) to conduct test work on Beattie Duparquet Project samples. The program included comminution test work and preliminary cyanidation and flotation tests to investigate the recovery of gold.

During December 2010 and January 2011, Geophysics GPR International Inc. flew a helicopter-borne magnetic and time-domain electromagnetic geophysical survey for Osisko Mining Corporation’s Duparquet Project. The survey was composed of one single block and covers a large portion of the current Duparquet Project. Osisko contracted SGS Canada Inc. (“**SGS**”) (Geostat) to prepare a NI 43 101 compliant Mineral Resource Estimate on the Beattie sector only.

Also in 2011, Clifton Star continued drilling the Beattie and Donchester properties and started drilling the Central Duparquet property. A total of 46 holes and 28 holes extensions were drilled for a total of 17,565 m.

In 2012, Clifton Star completed surface outcrop stripping on and in the vicinity of the RWRS Zone, South Zone and the North Zone. A total of 19 outcrops on Beattie, 9 on Donchester and one on Central Duparquet properties were mechanically stripped and then sampled using a conventional channelling technique. The primary goal for the stripping and channel sampling was to test and verify the gold mineralization continuity up to surface. Clifton Star decided to resample 50 of the company’s previous holes that had been selectively sampled at the time of drilling. The selective nature of the sampling resulted in untested shoulders adjacent to mineralized zones.

From January to the end of August 2012, Clifton Star drilled a total of 35 new holes and eight extensions of older holes. Overall, the drilling program produced 12,471 m of NQ-size core during this period. From September 2012 until January 2013, Clifton Star continued drilling the Duparquet properties. A total of 53 drill holes and ten drill hole extensions were completed during this period, for a total of 22,675 m of NQ-size core. Clifton Star contracted Tenova Mining & Minerals – Bateman Engineering Pty to develop preliminary capital and operating costs for the construction and operation of a mineral processing plant to process from the Duparquet Project to produce gold doré. The purpose of the study was to assess the viability of the Total Pressure Oxidation, Albion Process™ and Biox® Leaching technologies to treat gold-rich concentrate from the Duparquet mine deposits, in order to produce gold doré bar and to provide capital and operating cost estimates to a level of accuracy of  $\pm 35\%$  for the proposed three flowsheets.

Also in 2012, Clifton Star contracted SGS (Lakefield, Ontario) to conduct test work on Duparquet Project samples. The program included flotation, pressure oxidation and cyanidation test work to investigate the recovery of gold from ore and tailing samples. Preliminary comminution and environmental tests were also conducted.

In fall of 2012, 15 of the 19 holes of the Dumico property were entirely resampled and/or downhole surveyed by Clifton Star. Down-hole orientation surveys were done using a Gyroscope instrument.

In 2013, Clifton Star sent to SGS in Lakefield, Ontario a 12 t composite bulk sample of the Duparquet Project mineralized zones, from large diameter drill core, for metallurgical and environmental pilot tests. The planned test work included a continuous pilot plant test for POX and also for high grade gold concentrates production. Results received in September 2013 confirmed previous recoveries. Clifton Star began a surface outcrop stripping program on and in the vicinity of the RWRS Zone, South Zone and the North Zone. A total of 41 outcrops on the Beattie property were mechanically stripped and then sampled using a conventional channelling technique. The primary goal for the stripping and channel sampling was to test and verify the gold mineralization continuity up to surface.

Also in 2013, Clifton Star decided to resample eight of the company's previous holes that had been selectively sampled at the time of drilling. The selective nature of the sampling resulted in untested shoulders adjacent to mineralized zones. Clifton Star's re-sampling program successfully filled in the gaps in these holes. A drilling program was carried out by Clifton Star, comprising 92 holes (16,773.5 m) on the Beattie, Donchester and Central Duparquet properties.

#### Geological setting, mineralization and deposit types

The Project is located in the southern portion of the Archean volcanic belt in the Abitibi region of the Superior Province. The Archean Superior Province forms the core of the North American continent and is surrounded by provinces of Paleoproterozoic age to the west, north and east and the Grenville Province of Mesoproterozoic age to the southeast.

The Abitibi Subprovince is divided into the Southern and Northern Volcanic Zones ("SVZ" and "NVZ", respectively; Chown et al., 1992) representing a collage of two arcs delineated by the Destor-Porcupine Fault Zone ("DPFZ") (Mueller et al., 1996). The SVZ is separated from the Pontiac Terrane sedimentary rocks, an accretionary prism to the south (Calvert and Ludden, 1999), by the Cadillac-Larder Lake Fault Zone ("CLLFZ").

Most of the rocks in the Southern Abitibi Greenstone Belt are Archean, with ages ranging from 2,730 to 2,670 Ma. The overall geometry of the Southern Abitibi comprises east-west trending lithological sequences primarily of volcanic origin that vary in composition from ultramafic (komatiites) through to felsic rocks.

The DPFZ extends 200 km from west to east from Ontario to Québec. The deformation zone is well known for having a significant gold endowment, and several mines and projects (active or historic) can be found along the structure.

The local geology of the Duparquet Project is characterized by ENE-WSW and WNW-ESE stratigraphy, that dips steeply (80°- 85°) toward the south. The predominant structures are the SE-trending regional DPFZ and its E-W-trending fault splays. On the claim blocks, these splays include the Duquesne, Lac Lepine, Central Duparquet, Donchester and Beattie fault zones. Several subsidiary faults with NE-SW to E-W orientations are closely related to these structures.

Gold-bearing mineralization on these claim blocks includes the former Beattie, Donchester and Duquesne mines.

At the historical Beattie mine, gold has been associated with silicified and brecciated zones containing a low percentage of very fine-grained pyrite and arsenopyrite (Goutier and Lacroix, 1992). According to Bevan (2011), the main type of gold mineralization generally occurs within shears or brecciated zones along or within the adjacent syenitic intrusions and is associated with finely disseminated pyrite and minor arsenopyrite replacement. Sulphide content is generally low (0.5 to 4%), although it can sometimes reach 10%. Higher gold grades appear to be related to the finer-grained sulphides (Bevan, 2011). Historically, gold production at the Beattie mine was accompanied by the extraction of arsenic trioxide and silver as by-products. The breccia type of mineralized material is found within the metavolcanic rocks (volcanics and tuffs) and is represented as well-mineralized, siliceous, brecciated, grey-coloured, and bleached units. The porphyry-style of mineralization is represented as fine-grained, strongly silicified mineralized zones hosted in porphyry intrusives. These units generally have lower gold grades than other styles of mineralization within the deposit (Bevan, 2011).

At the past-producing Beattie mine, the main mineralized lenses are hosted along the contacts of the shear zones (BF and DF) and the syenite intrusion. The main zone or North Zone is the northernmost contact of the syenite intrusion, and a second gold-bearing lens, the South Zone, occurs at the southern contact of the syenite intrusion.

Gold mineralization at the Donchester mine was of higher grade and associated with an E-W shear zone cutting across volcanic units and syenitic dykes (Goutier and Lacroix, 1992). This zone is interpreted as the east extension of the South Zone. At both the Beattie and Donchester mines, the South Zone can be subdivided into several mineralized lenses, modelled as ten individual subzones. Six other major mineralized zones within the Beattie-Donchester area have been interpreted by Lund et al. 2022.

Mineralization at Central Duparquet is hosted within the CDF and is of a similar nature as the South and North zones (Bevan, 2011). InnovExplo interpreted three mineralized zones at Central Duparquet.

Dumico is the eastern extension of Central Duparquet. According to Lund et al., 2022, five mineralized zones were interpreted at Dumico. Three of these strike E-W and are interpreted as extensions of the Central Duparquet CD Zones. The other two zones, which strike NW-SE, occur on the eastern portion of Dumico. Based on the current interpretation, they are thought to be associated with a secondary structure subparallel to the regional DPFZ.

At Pitt, most of the mineralized intersections have been obtained north of the DPfZ. A few isolated gold values were encountered in sediments to the south of the fault zone and a few more within schist (chlorite, sericite, carbonate, fuchsite) representing the fault zone, but although the assay values could be quite high, limited continuity could be established with the data available.

Gold mineralization is more abundant towards the north of the fault zone and is hosted within distinctive structures and units that seem to be more variable and complex. Porphyry intrusions are prominent north of the DPfZ; and their association with gold mineralization is poorly understood. It is suggested that the intrusions were emplaced along the same dilatational structures that mobilized gold-bearing fluids. Drill hole data suggests that gold is not only confined to the porphyries, and there appears to be a cross-cutting relationship between the gold-bearing structures and the porphyries or volcanic units.

The mineralization found locally on Porcupine East is disseminated sulphides associated with felsic intrusives. According to Legault et al. (2003), this type of mineralization can be of two types:

- Disseminated with quartz-carbonate veinlets associated with quartz-feldspar porphyry, in the eastern part of the south claim block, this type can be found in the Touriet and Touriet East showings. This mineralization style is associated with known gold deposits such as the nearby Duquesne deposit and some significant deposits in the Timmins camp, including Hollinger (20 Moz), Dome (16 Moz) and McIntyre (11 Moz).
- Disseminated sulphides associated with a syenite intrusion. On the property, this type is represented by the GF-81 showing (Porcupine-173595) towards the north. Examples of known gold deposits of this type are the nearby Beattie and Donchester deposits.

Felsic porphyry intrusions are very important for gold mineralization at Duquesne. These felsic intrusions are located on the contact between two lithostratigraphic units, in the fault zone or on the extension of the sedimentary band of the Duparquet Formation.

Gold is found in four geological settings: a) within syenite and feldspar porphyry and mafic to ultramafic host rocks within shears that splay off the DPfZ; b) within sheared and brecciated zones associated with the splay-faults and associated with quartz-feldspar porphyry and syenite porphyry; c) within quartz-carbonate-rich systems within quartz-feldspar porphyry, syenite porphyry, and quartz diorite; in particular silicified and chert rich quartz-flooding of the sheared areas of the host rocks; and d) along contacts between mafic and ultramafic sheared units.

#### Exploration

Line cutting and IP survey work was completed on the Duquesne claim block in 2012, 2013, 2015 for Clifton Star Resources Inc., and in 2016 on behalf of First Mining by Geophysique TMC.

In 2017, First Mining undertook a program of channel sampling on an outcrop located in the central part of the Duquesne mining concession (#377-Block 4) approximately 450 m northwest of the Duquesne shaft. The geology encountered during the channel sampling program is dominantly a felsic intrusive (quartz porphyry) and zones of finer-grained material with a strong carbonate alteration. It is believed by First Mining to be the stratigraphic equivalent to the rocks hosting the mineralization at the Duquesne mine.

In 2024, First Mining completed foundational programs aimed to update property-wide data set coverage that includes LiDAR, magnetics, and 3D geoscience modeling. Local mapping programs were also conducted across key areas of the property.

## Drilling

Since February 28, 2013, 57 holes (9,548 m) have been drilled on the Project by Clifton Star, Beattie Gold Mines, and 258 Manitoba.

Clifton Star's 2013 drilling program ran from May 6, 2013, to August 2013. During this period, 47 holes were drilled on the Project for 7,422 m of NQ-sized core.

Between 2014 and 2018, Beattie Gold Mines drilled five holes on the Beattie Project, at a rate of one hole per year, for a total of 1,088 m.

Between 2014 and 2018, 258 Manitoba drilled five holes on the Donchester Project, at a rate of one hole per year, for a total of 1,039 m.

We completed a Phase I diamond drill program totaling 4,884 m between May and September 2023. This program represented the first drill program undertaken by the company since acquiring the Duparquet Project in 2022. Following the completion of the Phase I program, we commenced a Phase II diamond drill program of an additional ~5,000 m, of which 2,082 m were completed by November 12, 2023, prior to a drilling stand down ahead of winter freeze-up conditions for recommencement in 2024.

During 2024 a total of 12,420 m in 31 drill holes was completed focused on near resource deposit extensions, brownfields targets and regional discovery level opportunities. Strong advancements were made in deposit level extensions of the North Zone and growth opportunities via discovery in drilling of the Miroir and Aiguille targets. At Miroir an exciting new near surface zone returned 3.12 g/t Au over 19.35 m at a depth of 6.75 m downhole.

## Sampling, analysis and security

### Beattie, Donchester, Dumico and Central Duparquet Claim Blocks

The following paragraphs describe the sample preparation, analyses, and security procedures during the drilling programs carried out between May 6, 2013, and the end of 2018, on the Duparquet Project.

The drill core was boxed, covered and sealed at the drill rigs, and transported by the drilling company employees to the core logging facility at the Beattie mine, where personnel took over the core handling.

The core was logged and sampled by (or under the supervision of) geologists, all of whom were members in good standing of the OGQ (Quebec's professional order of geologists). A geologist marked the samples by placing a unique identification tag at the end of each core sample interval. Sample contacts respect lithological contacts and/or changes in the appearance of mineralization or alteration (type and/or strength). A technician sawed each marked sample in half. One half of the core was placed in a plastic bag along with a detached portion of the unique bar-coded sample tag, and the other half was returned to the core box with the remaining tag portion stapled in place. The core boxes were stored in outdoor core racks for future reference. Individually bagged samples were placed in security-sealed rice bags along with the sample list for delivery to the assay laboratory.

One (1) blank and one (1) certified reference material ("CRM" or "standard") were inserted for every twenty (20) samples. The laboratory was also asked to assay one (1) pulp duplicate for every twenty (20) samples.

For every 100 samples sent to the laboratory, the numbers ending in the following digits represent QA/QC samples:

- 15, 35, 55, 75, or 95 = standard;
- 17, 37, 57, 77, or 97 = pulp duplicate of preceding sample;
- 20, 40, 60, 80, or 00 = blank.

The International Organization for Standardization (“ISO”) and the International Electrotechnical Commission (“IEC”) form the specialized system for worldwide standardization. ISO/IEC 17025 General Requirements for the Competence of Testing and Calibration Laboratories sets out the criteria for laboratories wishing to demonstrate that they are technically competent, operating an effective quality system, and able to generate technically valid calibration and test results. The standard forms the basis for the accreditation of competence of laboratories by accreditation bodies.

Samples from the 2013 to 2018 drill programs were sent to Techni-Lab S.G.B. Abitibi Inc. (“**Techni-Lab**”) in Sainte-Germaine-Boulé, Quebec, for preparation and analysis. Techni-Lab received ISO/IEC 17025 accreditation through the Standards Council of Canada (“SCC”). Techni-Lab is a commercial laboratory independent of the issuer and has no interest in the Project.

Samples were analyzed for gold using fire assay with atomic absorption spectroscopy (“AAS”) finish. The nominal sample weight was 50 g. The methodology is described as follows:

- Samples are sorted, bar-coded and logged into the Techni-Lab LIMS program before being placed in the sample drying room.
- Samples are crushed in their entirety to 85% passing 8 mesh (2.4 mm) using either an oscillating jaw crusher or a roll crusher. A 250 to 300 g fraction derived from the crushing process is pulverized using a ring mill to 90% passing 150 mesh (106 µm).
- Assay results are provided in Excel spreadsheets, and the official certificate (signed and sealed) is provided as a PDF file.
- The pulverized pulp is placed in kraft sample bags, and the un-pulverized portions returned to their original sample bags.
- The remainder of the crushed samples (the rejects) and the pulps are returned to the client and stored at the Beattie mine facility.

Samples with grades over 5.0 g/t Au were re-assayed with a gravimetric finish. If the assay result from the gravimetric finish exceeds 10 g/t Au, then the sample was re-assayed by the metallic sieve method.

The QA/QC program for drill core included the insertion of blanks, standards and duplicates in the sample stream of core samples. About 15% of the samples were control samples in the sampling and assaying process. One (1) standard, one (1) blank sample of barren rock and one (1) pulp duplicate were added to each group of 20 samples as an analytical check for the laboratory batches.

Geologists and a designated database person were responsible for the QA/QC program and database compilation. Upon receiving the analytical results, the geologists extracted the results for blanks and standards to compare against the expected values. If QA/QC acceptability was achieved for the analytical batch, the data was entered into the project’s database; if not, the laboratory was contacted to review and address the issue, including retesting the batch if required.

Accuracy was monitored by inserting CRMs at a ratio of one (1) for every 20 samples (1:20). The standards were supplied by CDN Resource Laboratories Ltd. of Langley, British Columbia. A QC failure is defined as when the assay result for a standard falls outside three standard deviations (“3SD”). Gross outliers were excluded from the standard deviation calculation.

Fourteen (14) different standards were used between 2013 and 2018. Of the 310 CRM samples, eight (8) returned results outside 3SD.

Contamination was monitored by the routine insertion of a barren sample (blank), which went through the same sample preparation and analytical procedures as the core samples.

A total of 313 blanks were inserted in the sample batches from 2013 to 2018. The blank material consisted of crushed marble. A general guideline for success during a contamination QC program is a rate of 90% of blank assay results not exceeding the acceptance limits of three times the detection limit ("3DL"). The detection limit was 0.01 g/t Au.

One (1) sample did not pass the quality control procedure, representing a success rate of 99.6%.

The precision of the pulp duplicates can be used to determine the incremental loss of precision for the pulp pulverizing stage of the process, thereby establishing whether a given pulp size taken after pulverization is adequate to ensure representative fusing and analysis.

A total of 306 pulp duplicates were assayed. The difference between the original and duplicate analyses is presented in Figure 11.3 of the Technical Report. Results show a good precision with  $R^2=0.94$ . Results also show a good accuracy monitored by the linear regression line (between the 10% tolerance limit).

Overall, the sample preparation, security, analysis and QA/QC protocols performed between 2013 to 2018 followed generally accepted industry standards and that the data is valid and of sufficient quality for mineral resource estimation.

#### Pitt Gold Claim Block

No new sample preparation or analytical work has been conducted on the Pitt Gold claim block since December 15, 2016, the database close-out date for the previous mineral resource estimate. The following sections describe the sampling, assaying and safety protocols used by Brionor and Normabec on the Pitt Gold claim block and were extracted and modified from Lewis and San Martin.

Normabec first employed the sampling methods and approach outlined in this section for its 2005 and 2006 drilling programs. These methods were continued throughout Normabec's programs and those of its successor, Brionor.

Core boxes were collected at the drill site every morning by the project geologist or their assistant. Core boxes were opened at the company core shed and labelled according to the hole number and depth of the interval in the box. The core was then logged by the geologist, who outlined intervals to be sampled with red marks. Two sample tags were placed with each sample; one tag was placed in the sample bag, with the second remaining in the core box to identify the sample location. Sample information was listed in both the sample book and the geologist's log (date, interval sampled).

The geologist decided the size of the interval to be sampled based on geological criteria such as geological contacts, alteration, and mineralization. Samples rarely exceeded a maximum length of 1.5 m and were usually greater than 30 cm. The majority of the sampling was conducted using 1.0 m intervals or shorter. All samples respected the geological boundaries.

Selected intervals for assaying were split in two using a hydraulic core splitter. One half of the interval was placed in a plastic bag with one of the sample tags left in the box. The other half was put back at its original location in the core box with the second tag to identify the sample interval for future reference. The sample bag was sealed and readied for shipping to the laboratory. The core splitter was thoroughly cleaned using fine brushes between every sample to avoid contamination.

Once all samples had been collected from a core box, the boxes were piled outside the company core shed and eventually strapped when piles reached 1.5 m high. Samples were brought or shipped to the laboratory at regular intervals depending on volume (every week or every few days). Only company employees were permitted to handle the samples before they reached either the laboratory or a shipping company that was employed to deliver the samples to the laboratory. Brionor stated that in no instance was any officer, director, or associate of Brionor involved in any aspect of the sample preparation.

The core pulps and rejects were stored outdoors in Rouyn Noranda at a storage facility rented by Brionor and previously by Normabec. The pulps and rejects were not provided to First Mining when they acquired the property from Brionor. Any available drill core for Pitt Gold was moved by First Mining to the Duquesne mine site.

Activation Laboratories Ltd (“Actlabs”) in Sainte Germaine de Boulé was the accredited independent laboratory used by Brionor for the 2010 exploration program. Actlabs is an independent laboratory that has ISO / IEC 17025 accreditation through the Standards Council of Canada (“SCC”). Neither Techni Lab nor Actlabs had an interest in Brionor or its predecessor, Normabec.

The laboratory used to assay the samples for the 2005, 2006 and 2007 drilling programs was Laboratoire Expert Inc. (“Expert Inc”), which was not accredited per ISO/IEC Guideline 17025 by the SCC at the time. However, this was common for local laboratories, and they usually participated in several round robins with other laboratories while pursuing certification, without affecting the quality of the assaying being performed.

In 2008, Techni Lab was chosen to conduct the assaying, and they continued with the assaying for the 2010 drilling program.

#### Duquesne Claim Block

The most recent drilling on Duquesne was conducted by Clifton Star during 2007 to 2010 when they had an option on the Duquesne claims. First Mining has not conducted any new drilling on the Duquesne claims since acquiring the property.

During the 2007-2009 drilling programs, the workflow from drilling to core storage was as follows:

- The drilling contractor brought the NQ-size core to the old Beattie mine site
- Clifton Star employees received the core boxes outside on framework supports
- The core boxes were opened, measured, and tagged
- The core boxes were placed in outdoor core racks
- The core boxes were brought into the core shack, and Clifton Star’s geologists logged them
- While logging the core, geologists indicated with a red mark where the core would be split
- Once the core was split, the logging geologist also sampled the core
- Each sample was put into a plastic bag along with a numbered tag
- Samples were analyzed for gold only
- Clifton Star stored the pulps and rejects at the old Beattie mine site
- 60 g standards were integrated into the project’s sample stream. In general, one standard sample was inserted for every 20 core samples



For the 2010 drilling program, the blanks and standards were inserted every twenty samples, according to the geologist's instructions. ALS Minerals collected the samples and transported them to the ALS Minerals facility for assaying. The workflow from drilling to storage of the core, was as follows:

- The drilling contractor brought the NQ-size core to the old Beattie mine site
- Clifton Star's employees received the core boxes outside on framework supports, and a quick log was performed
- The core boxes were opened, measured, and tagged
- The core was logged in detail
- The core was sawed
- The core boxes were placed in outdoor core racks
- Once the core was split, a technician completed the sampling
- Each sample was put into a plastic bag along with a numbered tag
- Samples were analyzed for gold only
- Clifton Star kept the pulps and rejects at the old Beattie Mine site
- 60 g standards were integrated into the project's samples. In general, one standard sample was inserted for every twenty core samples

Three different laboratories were used from 2007 to 2010: Techni-Lab (Actlabs) in Ste-Germaine Boulé, Laboratoire Expert in Rouyn-Noranda, and ALS Chemex in Val-d'Or. Techni-Lab (Actlabs) in Ste-Germaine Boulé, and ALS Chemex in Val-d'Or are ISO-certified and independent of the property owners. Laboratoire Expert in Rouyn-Noranda is not ISO-certified.

Handling procedures vary with the type of samples transported to the selected laboratory.

#### Porcupine East Claim Block

First Mining has not conducted any new sampling or analytical work on the Porcupine East claim block since it acquired the claims.

#### Data verification

##### Beattie, Donchester, Dumico and Central Duparquet Claim Blocks

Data verification for the current Mineral Resource Estimate ("MRE") included visits to the Duparquet Project by the "qualified person" (as defined in NI 43-101) (Marina Iund and Carl Pelletier) and an independent review of the data for selected drill holes (surveyor certificates, assay certificates, QA/QC program and results, downhole surveys, lithologies, alteration and structures).

The updated master database for the Beattie, Donchester, Dumico and Central Duparquet claim blocks contains 904 diamond drill holes totalling 270,119 m and 173,831 sampled intervals, and 2,371 samples from 892 channels (for a total length of 1,827 m).

The QP believes that the data verification process demonstrates the validity of the data and the protocols for the Beattie, Donchester, Dumico and Central Duparquet claim blocks. The QP considers the database to be valid and of sufficient quality for use in the 2023 MRE for the Duparquet Project (the “**2023 MRE**”).

#### Pitt Gold Claim Block

This item covers the verification of data supplied by First Mining for the Pitt Gold claim block and used in the current MRE. The close-out date of the 2023 MRE database for Pitt Gold is July 7, 2023.

Data verification included a site visit as well as an independent review of the data for selected drill holes (surveyor certificates, assay certificates, QA/QC program and results, downhole surveys, lithologies, alteration and structures).

The QP, Olivier Vadnais-Leblanc, visited the Pitt Gold claim block on June 1, 2023, accompanied by Louis Martin from First Mining. Mr. Vadnais-Leblanc also visited the First Mining core shack and offices in the town of Duparquet.

The QPs reviewed all the drilling information from the Pitt Gold claim block that was used for the 2023 MRE. First Mining has not drilled any holes since the 2017 MRE was published (Lewis and San Martin, 2017).

The 2023 validation included all aspects of the drill hole database (i.e., collar locations, drilling protocols, down-hole surveys, logging protocols, sampling protocols, QA/QC protocols, validation sampling, density measurements and checks against assay certificates).

The QP is of the opinion that the sample preparation, analysis, QA/QC and safety protocols used for those programs met generally accepted industry standards at the time but currently prevent a higher level of estimation confidence. As such, the Pitt Gold MRE is entirely classified as “inferred”.

#### Duquesne Claim Block

This item covers the verification of data supplied by First Mining for the Duquesne claim block and used in the current MRE. The close-out date of the 2023 MRE database for Duquesne is February 28, 2023.

Data verification included a site visit and an independent review of the data for selected drill holes (surveyor certificates, assay certificates, QA/QC program and results, downhole surveys, lithologies, alteration and structures).

The QP, Olivier Vadnais-Leblanc, visited the Duquesne claim block on June 1, 2023, accompanied by Louis Martin from First Mining. Mr. Vadnais-Leblanc also visited the First Mining core shack and offices in the town of Duparquet, the drill site, and the outcrops.

The QPs reviewed all the drilling information from the Duquesne claim block that was used for the 2023 MRE. First Mining has not drilled any holes since the 2016 MRE was published (Rioux, 2016).

The 2023 validation included all aspects of the drill hole database (i.e., collar locations, drilling protocols, down-hole surveys, logging protocols, sampling protocols, QA/QC protocols, validation sampling, density measurements and checks against assay certificates).

The QP is of the opinion that the sample preparation, analysis, QA/QC and safety protocols used for those programs met generally accepted industry standards at the time but currently prevent a higher level of estimation confidence. As such the Duquesne MRE is entirely classified as “inferred”.

### Porcupine East Claim Block

First Mining has not conducted any new sampling or analytical work on the Porcupine East claim block since the Company acquired the claims. There is currently no MRE defined in the Porcupine East claim block.

### Mineral processing and metallurgical testing

Metallurgical test work was previously completed on the Duparquet Project and has been documented in the previous NI 43-101 Technical Report by Clifton Star et al., (2014). Several metallurgical test work programs have been completed on the Duparquet Project, with the most recent test work program completed in 2013 by SGS Canada Inc. (“**SGS**”) which involved flotation, pressure oxidation (POX), cyanidation, rheology and environmental bench scale test work. Currently no new metallurgical test work has been completed on samples since 2013.

After a comprehensive trade-off study, a conventional comminution and gold flotation flowsheet was selected as the appropriate treatment of mineralized material from the Duparquet deposit to produce a gold-bearing concentrate for sale.

Pilot plant flotation test work was conducted on Duparquet samples by SGS in April 2013. The pilot plant was operated to confirm previous laboratory test results and to generate concentrate for a POX pilot plant and high-grade concentrate for direct sale market evaluation. Cyanidation tests were conducted on the flotation tailing to investigate the extraction of gold from this product. Flotation test results from test PP-07 from the pilot plant tests were used as the basis for process plant design and gold recoveries for the Duparquet Report. Previous bench scale metallurgical test work and pilot plant testing have demonstrated a saleable gold concentrate can be produced from samples from the Duparquet Project via a conventional two-stage flotation-regrind circuit. Further test work is required to optimize the flowsheet, improve gold recoveries, and optimize the reagent scheme. The Duparquet Project mineralized material is considered very hard with respect to A x b, abrasion breakage (ta) and RWI, and hard with respect to the BWI and HPGIR tests. Samples were found to be abrasive.

A single JKSimMet simulation was conducted, using aforementioned grindability test results on the PP Feed sample. In the simulation, it was found that a 30.0' x 11.0' SAG mill, operated with a 12% ball charge would be required to grind 453 t/h crushed mineralized material with F<sub>80</sub> of 157 mm to a product with P<sub>80</sub> of 2 mm. The SAG mill and ball mill specific power requirements were 10.0 and 12.5 kWh/t, respectively for a total power consumption of 22.6 kWh/t. It was also found that 5.7 MW would be required for the ball mill circuit to achieve a final product size of 100 µm. One 20.0' x 30.0' ball mill, with internal dimensions of 5.94 x 8.99 m and assumed 0° cone angle (square mill equivalent), operating with a ball charge of about 32% was selected. The SAG and ball mill installed power should be 4,551 kW and 5,674 kW, respectively. The SAG mill motor was selected to allow a ball charge increase up to 15% as well as an increase to 78% of critical speed.

### Gravity Separation

The preliminary gravity separation test work on ground mineralized material samples indicated low gold recovery ranging from 3.7% to 14.9% and averaging 8.6%. Hence, gravity separation was not pursued.

### Flotation

**Bench Tests:** Bench-scale flotation tests were conducted on the six mineralized material samples and in situ tailings samples evaluated for BWI (Ball Mill Work Index). The recovery of gold to concentrate by flotation was greater than 90% for most samples. The Central Duparquet Main sample is the exception with 84.6% gold recovery, increasing to 87.9% with finer grinding. Gold recovery by pressure oxidation and cyanidation treatment of the flotation concentrate was also investigated and was consistently high.

**Locked-Cycle Tests:** Flotation test work was conducted to investigate the recovery of gold from six mineralized samples. This program also included detailed concentrate analysis and cyanidation tests on the flotation tailings samples. Cleaner flotation tests were conducted to investigate the recovery of the gold in a saleable sulphide concentrate. The gold recovery ranged from 75.5% (Central Duparquet Main sample) to 88.5% (A Zone sample). The cleaner concentrate gold grade ranged from 39.0 to 83.6 g/t Au and the sulphur grade ranged from 20.9% to 35.9% S.

**Pilot Plant Tests:** Flotation tests were also conducted on a pilot plant (PP Feed) sample. The head sample was analyzed at 1.84 g/t Au, 1.16% S, 0.055% As and 7.61% CO<sub>3</sub>. The pilot plant was operated to generate bulk sulphide flotation concentrate containing 15-18% S for a subsequent pressure oxidation pilot plant to assess gold recovery and to generate 60-80 kg of a higher-grade flotation concentrate assaying over 40 g/t Au for direct sale market evaluation. With one cleaning stage the recovery of gold was 91.7% in a concentrate containing 26.8 g/t Au and 16.1% S. The results indicated that a concentrate with 47.8 g/t Au could be produced at 86.5% gold recovery. Flotation tailings were leached with cyanide to recover the gold remaining in this material. The recovery of gold from the tailings ranged from 45.1% and 40.2%.

#### **Cyanidation on Flotation Tailings**

**Bench Tests:** Samples of the bench-scale flotation tailings were leached under conventional cyanidation conditions. Standard bottle roll tests were conducted at 40% solids and pH 10.5 with 0.5 g/L NaCN for 48 hours. These tests gave poor gold extractions varying from 26.2% to 56.3%, confirming the refractory nature of the mineralized material.

**Locked-Cycle Tests:** The rougher tailings and cleaner scavenger tailings from each flotation locked cycle test were leached separately to investigate the gold extraction. Depending on the sample, between 3.9% and 11.5% additional gold was leached by cyanidation of flotation tailings. The overall gold recovery ranged from 87.0% (Central Duparquet Main sample) to 92.4% (A Zone sample).

#### **Pressure Oxidation (POX) and Cyanidation**

**Bench Tests on Tailings:** Test work was performed on two samples of existing tailings on the Project. The overall recovery of gold was 83.5% and 93.3%.

**Bench Tests on Mineralized Material:** conducted on six flotation concentrate samples. The overall recovery of gold was ranging from 91.9% to 95.4%.

The first objective of this program was to attempt to reduce costs of the pressure oxidation (POX) and carbon-in-leach (CIL) process by optimizing conditions and reducing reagent requirements. Previous investigation showed high lime consumption in CIL which was attributed to the slow breakdown of basic iron sulphates produced during pressure oxidation. To address this problem, the POX products were kept at 95°C for 4 hours in what is known as a hot cure process allowing the precipitated basic iron sulphate to solubilise back into solution. By this approach, the lime consumption in the CIL circuit was reduced by up to 95%.

Acid additions in the pre-acidulation stage before pressure oxidation were reduced by approximately half (by 60 kg/t H<sub>2</sub>SO<sub>4</sub>) from the initial tests while maintaining the high degree of sulphide oxidation and high gold recoveries. In addition, the hot cure product solution was successfully used as the source of acid in the pre-acidulation step, eliminating the fresh acid requirement and the cost of neutralizing the POX product. Furthermore, the test work showed similar gold recovery values in the range of 96-99% at a lower POX temperature of 210°C compared to 225°C applied in previous test work. This would result in additional savings in pressure oxidation costs.

The second objective was to generate final products for environmental studies. This included the flotation tailings, detoxified CIL pulp and hot cure neutralization sludge with each sample to be evaluated separately as well as a combined tailing product which included all three tailing streams.

There is insufficient data to determine the relationship between sulphide oxidation and gold recovery and whether full sulphide oxidation is required to recover the majority of the gold. Earlier batch test work showed a direct relationship between sulphide oxidation and gold extraction.

**Pilot Plant Tests:** Pressure oxidation pilot test results consisted of feed preparation, pressure oxidation, a hot curing stage and thickening of the final hot cured autoclave residue.

**Pressure oxidation feed (flotation concentrate):** The flotation concentrate was generated from a 12 t composite sample produced from drill core from across the deposit. The selected drill core and the average flotation feed mineralized material grade (Au) were selected to be as representative as possible. The head grade of the blended concentrate is 25.4 g/t gold, 32 g/t silver with sulphide grade at 16.8%. The sulphide content is sufficient to operate the pressure oxidation process under autothermal conditions without the requirement for extra heat. The high carbonate content (4.35%) necessitates an acid pre-treatment process to remove carbonate before pressure oxidation to ensure no build-up of carbon dioxide pressure in the autoclave.

**Pressure oxidation pilot plant tests:** A preliminary pilot test program investigated pressure oxidation and hot curing processing of a Duparquet flotation concentrate to render precious metals extractable by cyanidation.

The cyanidation test work program has demonstrated that high gold and silver recoveries are obtainable for cyanidation of pressure oxidation residues. The recovery of gold from the pilot plant hot cure discharge ranged from 94.7% to 96.5%, with gold recovery slightly higher for tests conducted after 90-minute POX time (96.2%, Au in residue 0.96 g/t) than those tests conducted after the 60-minute POX time (95%, 1.21 g/t Au in residue).

Precious metal leaching kinetics, carbon adsorption test work and process modelling were limited to investigating cyanidation and recovery of gold from hot cured discharge samples.

Overall, the current design for the process plant is limited to one test program on one concentrate sample. The concentrate was obtained from a blend of samples from across the Project.

#### **Gold Leaching and Carbon Adsorption Test work**

Leach kinetic tests were carried out to determine the rate of gold leaching on a washed hot cure thickener underflow composite. The leach test work was conducted by bottle roll tests. The leach was conducted at 35% solids density as directed by Clifton Star. The NaCN concentration was maintained at 0.5 g/L and the pH at 10.5 with lime. Each test was carried out for 48 hours with kinetic subsampling at 1, 2, 4, 8, 12 and 24 hours. Leaching kinetics were fast with gold leaching largely complete within the first two hours.

SGS modelled the leaching and adsorption kinetics for gold and proposed a leaching and carbon in pulp configuration for recovering the gold based on the data from the test work sample, but no data were provided for silver leaching or adsorption kinetics. Based on the test results extractable gold and silver yields are expected to increase following lime boil from 95% to 98% for gold and from 9% to ≥89% for silver.

Gold and silver leach rates were assumed to be similar at 0.8 t/h.g, and an adsorption rate of 0.010/h. Silver leaching rates are normally slower than gold but as the silver is liberated from jarosite following lime boil it may be assumed that leaching will take place at a similar rate to gold.

## Cyanide Destruction

**Bench Tests:** The SO<sub>2</sub>/air method was used to destroy the cyanide in the CIL tailings. Batch tests were conducted at pH 8.5 to lower the CNWAD level in the pulp to approximately 1 mg/L. Although the CNWAD level was reduced to <1 mg/L, the total cyanide (CNT) level was significantly higher for the A Zone and Donchester N samples due to the presence of ferrocyanide.

**Pilot Plant:** Bench-scale test work program conducted to examine various process options relating to the recovery of gold by carbon adsorption from washed hot cure thickener underflow product. The program also investigated neutralization of hot cure thickener overflow solution and cyanide destruction of the cyanide leach product of the pilot plant flotation tailing and hot cure thickener underflow.

The results of the tests conducted on the rougher tailings showed that the cyanide was effectively destroyed with an SO<sub>2</sub> addition of 5.7 g/g CNWAD (Weak Acid Dissociable Cyanide) with a copper addition as copper sulphate of 0.1 g Cu/g CNWAD. Reducing the copper addition by half resulted in an increase in the CNT (Total Cyanide) although the CNWAD remained similar. A polishing stage is required to achieve a CNT analysis of less than 1 mg/L bringing the total copper addition back to 0.1 g Cu/g CNWAD.

## Sedimentation Test work

Test work by SGS investigated the rheometallurgical responses (i.e., solid-liquid separation and rheology) of the flotation tailings, flotation concentrate (PP CI Conc (POX Feed)), hot cure discharge, and combined leached tailings that were produced as part of the pilot plant test program. Overall, the aforesaid rheometallurgical test data materially reflect the liquid-solid separation and flow behaviours of the process samples tested, rendering them suitable to be used as design criteria. A possible exception to this assessment involves the hot cure stream which displayed a relatively complex rheometallurgical response. To overcome the high overflow total suspended solids content a further clarification step to remove fine solids from the supernatant may be required.

## Filtration Test work

The Outotec Filtration Test Report (2013) includes the results of the filtration test on the flotation cleaner concentrate using a Larox Pressure Filter to achieve filter cake with moisture content of less than 8%. The test work evaluated filter cloth selection, filter cake thickness, filtration rate, moisture content of the cake, and cake handling characteristics.

## Neutralization Test work

Neutralization tests were performed on the pressure oxidation liquor to remove arsenic. The neutralization solution (pH 8) analysed <0.05 mg/L As. A Toxicity Characteristic Leachate Procedure (TCLP) on the neutralization solids confirmed that the arsenic was successfully removed in a stable form with leachate analyses below 0.03 mg/L As.

After filtering the hot cure product, the solutions for each sample were neutralized using limestone and lime. The purpose was to prepare the neutralized pulp for subsequent environmental studies.

The sequential neutralization test work with limestone and lime successfully demonstrated that the arsenic and iron levels in thickener overflow solutions can be reduced to below 0.1 mg/L. The Fe<sup>3+</sup>/As ratio in the hot cure discharge liquor is suitably high to favour the effective stabilisation of arsenic as an arsenate upon neutralization.

Further variability comminution test work is required to further characterize the mineralized material and waste rock.

## Mineral resource estimates

The 2023 MRE was prepared using all available information. The main objective was to update the 2016 MRE for the Pitt Gold claim block and the Duquesne claim block (Lewis et al., 2016 and Rioux, 2016). A new geological interpretation has been completed for both projects.

The effective date of the current mineral resource for the Duparquet deposit is September 12, 2022. The 2023 Pitt Gold and Duquesne MREs are the most recent mineral resource estimates published on those properties. The effective date for the Pitt Gold MRE is September 15, 2023. The effective date for the Duquesne MRE is August 31, 2023.

A combination of all mineral resources from the Duparquet, Duquesne and Pitt Gold deposits is presented in the Duparquet Consolidated Mineral Resource Estimate section.

### Beattie, Donchester, Dumico and Central Duparquet Claim Blocks

The QPs have classified the current MRE for the Duparquet deposit as “measured”, “indicated”, and “inferred” resources, based on data density, search ellipse criteria, drill hole spacing and interpolation parameters. The QPs also believe that the requirement of “reasonable prospects for eventual economic extraction” has been met by having:

- resources constrained by a pit shell, with a 50° angle in rock and a 30° angle in overburden;
- constraining volumes applied to any blocks (potential underground extraction scenario) using Deswik stope optimizer (“DSO”) for the out-pit resources; and
- cut-off grades based on reasonable inputs amenable to potential open pit and underground extraction scenarios.

The Duparquet deposit MRE is considered reliable and based on quality data and geological knowledge. The estimate follows CIM Definition Standards.

The table below presents the results of the in-pit and underground portions of the Duparquet MRE, combining potential open pit and underground mining scenarios at respective cut-off grades of 0.4 g/t Au and 1.5 g/t Au.

Area (mining method)	Cut-off (g/t)	Measured Resource			Indicated Resource			Inferred Resource		
		Tonnage (t)	Au (g/t)	Ounces	Tonnage (t)	Au (g/t)	Ounces	Tonnage (t)	Au (g/t)	Ounces
Open Pit	0.4	163,700	1.37	7,200	59,410,600	1.52	2,909,600	28,333,000	1.07	970,400
UG Mining	1.5	-	-	-	5,506,900	2.26	399,300	9,038,900	2.29	665,600
Total	-	163,700	1.36	7,200	64,917,474	1.59	3,308,880	37,371,851	1.36	1,636,044

Notes to accompany the Mineral Resource Estimate:

1. The independent and qualified persons for the Mineral Resource Estimate, as defined by NI 43-101, are Marina Iund, P.Geo., Carl Pelletier, P.Geo., Simon Boudreau, P.Eng., all from InnovExplo, and Guy Comeau, P.Eng. from Soutex. The effective date of the estimate is September 12, 2022.
2. These mineral resources are not mineral reserves, as they do not have demonstrated economic viability. There is currently insufficient data to define these Inferred Mineral Resources as Indicated or Measured, and it is uncertain if further exploration will result in upgrading them to an Indicated or Measured mineral resource category. The Mineral Resource Estimate follows current CIM Definition Standards.
3. The results are presented in-situ and undiluted and have reasonable prospects of economic viability.
4. The estimate encompasses sixty mineralized domains and one dilution envelope using the grade of the adjacent material when assayed or a value of zero when not assayed.
5. High-grade capping of 25 g/t Au supported by statistical analysis was done on raw assay data before compositing.
6. The estimate was completed using a sub-block model built in GEOVIA SURPAC 2021, a block size of 5 m x 5 m x 5 m and a minimum block size of 1.25 m x 1.25 m x 1.25 m. Grades interpolation was obtained by inverse distance squared (“ID2”) using hard boundaries.

7. A density value of 2.73 g/cm<sup>3</sup> was used for the mineralized domains and the envelope. A density value of 2.00 g/cm<sup>3</sup> was used for the overburden. A density value of 1.00 g/cm<sup>3</sup> was used for the excavation solids (drifts and stopes) assumed to be filled with water.
8. The Mineral Resource Estimate is classified as Measured, Indicated and Inferred. The Measured category is defined by blocks having a volume of at least 25% within an envelope built at a distance of 10 m around existing channel samples. The Indicated category is defined by blocks meeting at least one (1) of the following conditions: (i) blocks falling within a 15-m buffer surrounding existing stopes, and/or (ii) blocks for which the average distance to composites is less than 45 m. A clipping polygon was generated to constrain indicated resources for each of the 60 mineralized domains. Only the blocks for which reasonable geological and grade continuity have been demonstrated were selected. All remaining interpolated blocks were classified as Inferred resources. Blocks interpolated in the envelope were all classified as Inferred resources.
9. The Mineral Resource Estimate is locally pit-constrained with a bedrock slope angle of 50° and an overburden slope angle of 30°. The out-pit mineral resource met the requirement of reasonable prospects for eventual economic extraction by having constraining volumes applied to any blocks (potential underground extraction scenario) using DSO. It is reported at a rounded cut-off grade of 0.4 g/t Au (in-pit) and 1.5 g/t Au (UG). The cut-off grades were calculated using the following parameters: mining cost = CAD 70.00 (UG); processing cost = CAD 11.9 to \$17.0; G&A = CAD 8.75; refining and selling costs = CAD 5.00; gold price = USD 1,650/oz; USD/CAD exchange rate = 1.31; and mill recovery = 93.9%. The cut-off grades should be re-evaluated in light of future prevailing market conditions (metal prices, exchange rates, mining costs etc.).
10. The number of metric tons and ounces was rounded to the nearest hundred, following NI 43-101 recommendations, and any discrepancies in the totals are due to rounding effects.
11. The authors are not aware of any known environmental, permitting, legal, title-related, taxation, socio-political or marketing issues or any other relevant issue not reported in the Technical Report that could materially affect the Mineral Resource Estimate.

#### Tailings Portion of the Duparquet Deposit 2022 Mineral Resource Estimate

Domain	Cut-off (g/t)	Potential Measured Resource			Potential Indicated Resource		
		Tonnage (Mt)	Au (g/t)	Ounces	Tonnage (Mt)	Au (g/t)	Ounces
Zones 1 and 2	0.4	19,900	2.03	1,300	-	-	-
Zones 3 and 4		-	-	-	4,105,200	0.93	123,200

#### Notes to accompany the Mineral Resource Estimate:

1. The independent and qualified persons, as defined by NI 43-101, are Marina Lund, P.Geo., Carl Pelletier, P.Geo., Simon Boudreau, P. Eng., all from InnovExplo and Guy Comeau, P.Eng. from Soutex. The effective date of the estimate is September 12, 2022.
2. These mineral resources are not mineral reserves, as they do not have demonstrated economic viability. There is currently insufficient data to define these Inferred mineral resources as Indicated or Measured and it is uncertain if further exploration will result in upgrading them to an Indicated or Measured mineral resource category. The Mineral Resource Estimate follows current CIM Definition Standards.
3. The results are presented in situ and undiluted and have reasonable prospects of economic viability.
4. The estimate encompasses four tailing zones.
5. High-grade capping supported by statistical analysis was done on raw assay data before compositing. High-grade capping was established at 13.0 g/t Au for Zone 1, 3.5 g/t Au for Zone 2, 1.7 g/t Au for Zone 3 and 2.2 g/t Au for Zone 4.
6. The estimate used a block model built in GEOVIA GEMS with a block size of 5 m x 5 m x 1 m. Grade interpolation was obtained by ID2 using hard boundaries.
7. A fixed density of 1.45 g/cm<sup>3</sup> was used in zones and waste.
8. The Measured and Indicated categories were defined based on the drill hole spacing (Measured: zones 1 and 2 = 30 m x 30 m grid; Indicated: Zone 3 = 100 m x 100 m grid and Zone 4 = 200 m x 200 m grid).
9. The tailings mineral resource is reported at the in-pit cut-off grade of 0.4 g/t Au. The cut-off grade was calculated using the following parameters: processing cost = CAD 11.9; G&A = CAD 8.75; refining and selling costs = CAD 5.00; gold price = USD 1,650/oz; USD/CAD exchange rate = 1.31; and mill recovery = 93.9%. The cut-off grades should be re-evaluated in light of future prevailing market conditions (metal prices, exchange rates, mining costs etc.).
10. The number of metric tons and ounces was rounded to the nearest hundred, following the recommendations in NI 43-101. Any discrepancies in the totals are due to rounding effects.
11. The QPs are not aware of any known environmental, permitting, legal, title-related, taxation, socio-political, or marketing issues or any other relevant issue not reported in the Technical Report that could materially affect the Mineral Resource Estimate.



### Pitt Gold Claim Block

The Pitt Gold deposit MRE below includes all blocks (“must-take blocks”) that fall within a potentially mineable shape meeting “reasonable prospects for eventual economic extraction”, as specified in the CIM MRMR Best Practice Guidelines (2019).

Pitt Gold - Potential Underground Long-hole Mining				
Gold Price (\$)	COG (g/t Au)	Sum of Tonnes	Sum of Ounces	Grade (g/t Au)
1,800	1.75	2,120,000	187,200	2.75

Notes to accompany the Pitt Gold Project Mineral Resource Estimate:

1. The independent qualified persons for the Pitt Gold Mineral Resource Estimate, as defined by NI 43-101, are Olivier Vadnais-Leblanc, P.Geo., Carl Pelletier, P.Geo., and Simon Boudreau, P.Eng. from InnovExplo. The effective date of the estimate is September 15, 2023.
2. These mineral resources are not mineral reserves, as they do not have demonstrated economic viability. There is currently insufficient data to define these Inferred Mineral Resources as Indicated or Measured mineral resources and it is uncertain if further exploration will result in upgrading them to an Indicated or Measured mineral resource category. The Mineral Resource Estimate follows current CIM Definition Standards.
3. The results are presented in-situ and undiluted and have reasonable prospects of eventual economical extraction.
4. Underground: High-grade capping of 20 g/t Au. High-grade capping supported by statistical analysis was done on composited assays.
5. The estimates used a sub-block model in GEOVIA SURPAC 2023 with a unit block size of 6 m x 6 m x 6 m and a minimum block size of 1.5 m x 0.5 m x 0.5 m. Grade interpolations were obtained by ID2 using hard boundaries.
6. A density value of 2.7 g/cm<sup>3</sup> was used for the mineralized domains and the envelope. A density value of 2.00 g/cm<sup>3</sup> was used for the overburden. A density value of 1.00 g/cm<sup>3</sup> was used for the excavation solids (drifts and stopes) assumed to be filled with water.
7. The Mineral Resource Estimate is completely classified as Inferred due to a lack of confidence in certain drill hole collar and underground development locations.
8. The Mineral Resource Estimate for Pitt Gold was prepared using 3D block modelling and the ID2 interpolation method.
9. The mineral resources are categorized as Inferred based on drill spacing, as well as geological and grade continuity. A maximum distance to the closest composite of 210 m for Inferred in all zones for Pitt Gold.
10. The reasonable prospect for an eventual economical extraction is met by having used reasonable cut-off grades both for a potential open pit and underground extraction scenarios (minimum mining width of 2 m) and constraining volumes (Deswik optimized shapes and Whittle optimized pit-shells).
11. Underground: The out-pit mineral resource met the reasonable prospect for eventual economic extraction by having constraining volumes applied to any blocks (potential underground extraction scenario) using DSO. Pitt Gold resources are reported at a rounded cut-off grade of 1.75 g/t Au (UG). The cut-off grades were calculated using the following parameters: mining cost = CAD 84.86 (UG); processing cost = CAD 21.010; G&A = CAD 11.75; refining and selling costs = CAD 5.00; gold price = USD 1,800/oz; USD:CAD exchange rate = 1.3; and mill recovery = 90%. The cut-off grades should be re-evaluated in light of future prevailing market conditions (metal prices, exchange rates, mining costs etc.).
12. Royalty NSR % in the MRE input parameters assumes First Mining exercises buy-back option.
13. The number of metric tons was rounded to the nearest thousand and ounces were rounded to the nearest hundred, following the recommendations in NI 43-101. Any discrepancies in the totals are due to rounding effects.
14. The qualified persons are not aware of any known environmental, permitting, legal, title-related, taxation, socio-political, or marketing issues, or any other relevant issue not reported herein, that could materially affect the Mineral Resource Estimate.

### Duquesne Claim Block

The Duquesne deposit MRE below includes all blocks (“must-take blocks”) that fall within a potentially mineable shape meeting “reasonable prospects for eventual economic extraction”, as specified in the CIM MRMR Best Practice Guidelines (2019).

Area	Cut-off	Duquesne Inferred Resource		
(potential mining method)	(g/t)	Tonnage (t)	Au (g/t)	Ounces
Open Pit	0.5	6,300,000	1.56	316,000
UGMining	1.75	5,030,000	3.1	501,400
Total		11,330,000	2.24	817,400

Notes to accompany the Duquesne Mineral Resource Estimate:

1. The independent qualified persons for the Duquesne Mineral Resource Estimate, as defined by NI 43-101, are Olivier Vadnais-Leblanc, P.Geo., Carl Pelletier, P.Geo., and Simon Boudreau, P.Eng. from InnovExplo. The effective date of the estimate is August 31, 2023.
2. These mineral resources are not mineral reserves, as they do not have demonstrated economic viability. There is currently insufficient data to define these Inferred mineral resources as Indicated or Measured mineral resources and it is uncertain if further exploration will result in upgrading them to an Indicated or Measured mineral resource category. The Mineral Resource Estimate follows current CIM Definition Standards.

3. The results are presented in-situ and undiluted and have reasonable prospects of eventual economical extraction.
4. In-pit and Underground: High-grade capping of 55 g/t Au. High-grade capping supported by statistical analysis was done on composited assays.
5. The estimates used a sub-block model in GEOVIA SURPAC 2023 with a unit block size of 6m x 6m x 6m and a minimum block size of 1.5m x 0.5m x 0.5m. Grade interpolations were obtained by ID2 using hard boundaries.
6. In-pit and Underground: For Duquesne, a density value of 2.7 g/cm<sup>3</sup> was used for the mineralized domains and the envelope. A density value of 2.00 g/cm<sup>3</sup> was used for the overburden. A density value of 1.00 g/cm<sup>3</sup> was used for the excavation solids (drifts and stopes) assumed to be filled with water.
7. In-pit and Underground: For Duquesne, the Mineral Resource Estimate is completely classified as Inferred due to a lack of confidence in certain drill hole collar and underground development locations.
8. The Mineral Resource Estimate for Duquesne was prepared using 3D block modelling and the ID2 interpolation method.
9. The mineral resources are categorized as Inferred based on drill spacing, as well as geological and grade continuity. A maximum distance to the closest composite of 75 m for Inferred in all zones for Duquesne.
10. The reasonable prospect for an eventual economical extraction is met by having used reasonable cut-off grades both for a potential open pit and underground extraction scenarios (minimum mining width of 2m) and constraining volumes (Deswik optimized shapes and Whittle optimized pit-shells).
11. In-pit and Underground: The Mineral Resource Estimate is locally pit-constrained with a bedrock slope angle of 50° and an overburden slope angle of 30°. The out-pit mineral resource met the reasonable prospect for eventual economic extraction by having constraining volumes applied to any blocks (potential underground extraction scenario) using DSO. Duquesne resources are reported at a rounded cut-off grade of 0.5 g/t Au (in-pit) and Duquesne resources (underground) are reported at a rounded cut-off grade of 1.75 g/t Au (UG). The cut-off grades were calculated using the following parameters: mining cost = CAD 84.86 (UG); processing cost = CAD 21.010; G&A = CAD 11.75; refining and selling costs = CAD 5.00; gold price = USD 1,800/oz; USD:CAD exchange rate = 1.3; and mill recovery = 90%. The cut-off grades should be re-evaluated in light of future prevailing market conditions (metal prices, exchange rates, mining costs etc.).
12. Royalty % in the MRE input parameters represents NSR % after First Mining purchases the remaining NSR.13. The number of metric tons was rounded to the nearest thousand and ounces were rounded to the nearest hundred, following the recommendations in NI 43-101. Any discrepancies in the totals are due to rounding effects.
14. The qualified persons are not aware of any known environmental, permitting, legal, title-related, taxation, socio-political, or marketing issues, or any other relevant issue not reported herein, that could materially affect the Mineral Resource Estimate.

#### Duparquet Consolidated Mineral Resource Estimate

Area (potential mining method)	Total Measured Resource			Total Indicated Resource			Total Inferred Resource		
	Tonnage (t)	Au (g/t)	Ounces	Tonnage (t)	Au (g/t)	Ounces	Tonnage (t)	Au (g/t)	Ounces
Open Pit	163,700	1.37	7,200	59,410,600	1.52	2,909,600	34,633,000	1.16	1,286,400
UG Mining	-	-	-	5,506,900	2.26	399,300	16,189,000	2.6	1,354,100
Tailings	19,900	2.03	1,300	4,105,200	0.93	123,200	-	-	-
<b>Total</b>	<b>183,600</b>	<b>1.43</b>	<b>8,500</b>	<b>69,022,700</b>	<b>1.55</b>	<b>3,432,100</b>	<b>50,822,000</b>	<b>1.62</b>	<b>2,640,500</b>

Refer to individual MRE table footnotes for more information on Consolidated Mineral Resources Estimate

#### Mining methods

##### Introduction

The Duparquet Project is planned as a mix of conventional open pit mine and a long hole (transversal – longitudinal – uppers) underground mine for the area included in the Beattie, Donchester, Central Duparquet and Dumico claim blocks. The milling rate is planned at 5.5 metric tonnes per annum (“Mtpa”) with a ramp-up period of 0.5 years during the open pit operational period. The mill will run for eleven years. The total stockpile will reach a maximum of 2 million tonnes (Mt) to allow steady mill feed. The maximum stockpile is reached at Year 1.

##### Open Pit

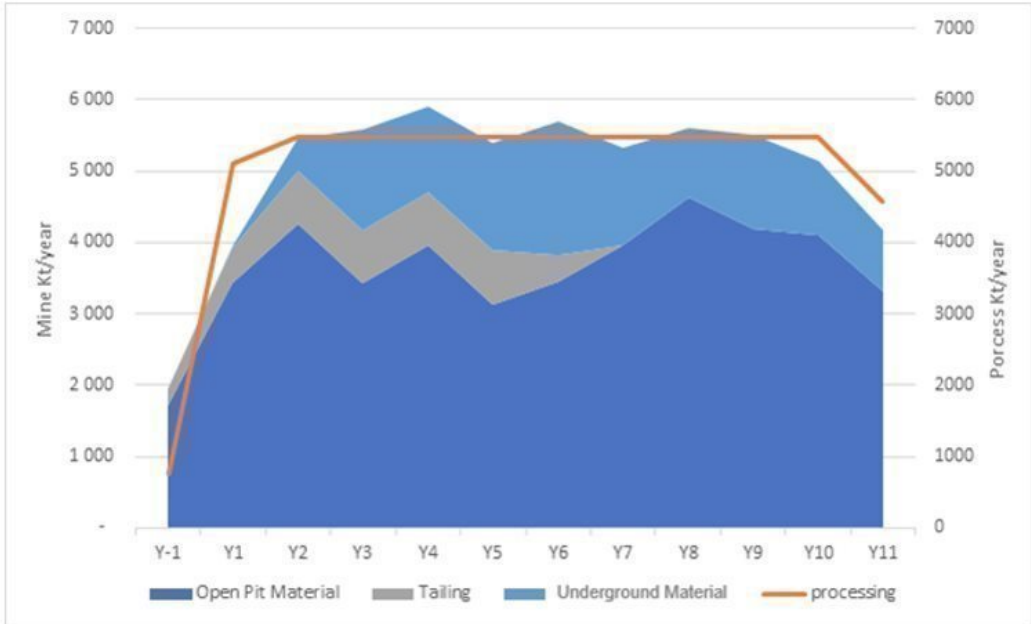
Open pit mining will be done with the use of diesel equipment including drills and haul trucks coupled with hydraulic shovels. The Duparquet Project consists of seven pits with Pit 1 having three phases.

The peak mining rate is 27.0 Mtpa over a LOM of 11 years. A total of 43.6 Mt of mineralized material will be mined at an average diluted gold grade of 1.36 g/t Au. A total of 4.1 Mt of tailings will be mined at an average total gold grade of 0.93 g/t Au. A total of 235.1 Mt of combined waste and overburden will be extracted, including an estimate of 2.2 Mt of mineralized material that will be lost in the old underground stopes and mined as waste, resulting in a strip ratio of 5.4 t of waste per tonne of mined mineralized material. The primary production equipment includes 12 m³ diesel-hydraulic shovel coupled with 65 t high-capacity road trucks for the mineralized material, and 22 m³ diesel-hydraulic production shovels and 200 t off-highway mining trucks for the waste. An owner mining operation is planned, with overburden stripping and topographic drilling activities outsourced to contractors.

Pre-production mining will take place for about six months to provide material for construction and to remove overburden to allow access to the pits. A total of 8.8 Mt of waste and overburden as well as 1.7 Mt of mineralized material will be mined in the pre-production and ramping up period.

Underground

The proposed underground operation consists of one mine separated in four zones accessible through access ramps from a common portal. The average underground mine production rate is 3,800 tpd of ore, and the anticipated LOM will be approximately 11 years, which includes an initial ramp-up period of 18 months. Selected mining method is sublevel transverse stoping with longitudinal and transversal variants.



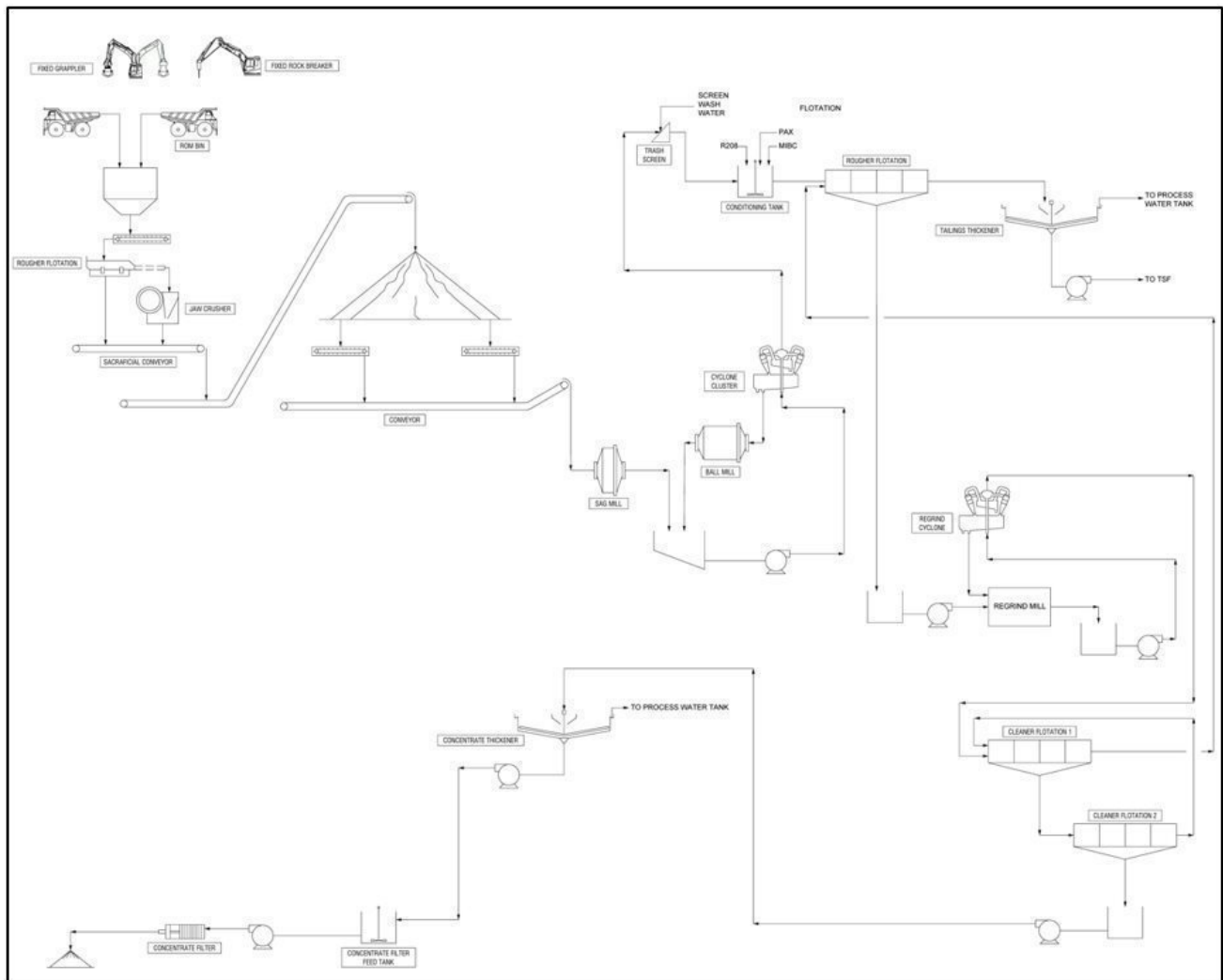
## Recovery methods

The preliminary process plant design for the Duparquet Project is based on a robust metallurgical flowsheet to treat gold-bearing material to produce gold concentrate. The flowsheet is based on previous metallurgical test work, industry standards and conventional unit operations. The process plant is designed to nominally treat 15,000 tonnes per day (t/d) of material and will consist of comminution and gold flotation circuits. Flotation tailings will be dewatered to produce a tailings slurry for storage onsite.

The key project design criteria for the process plant are listed below:

- Nominal throughput of 5.475 million tonnes per year (Mt/y) of material
- Crushing plant availability of 75%
- Grinding and flotation circuits availability of 92% through the use of standby equipment in critical areas, inline crushed material stockpile and reliable power supply
- Comminution circuit to produce a particle size of 80% passing (P80) of 100 µm
- Gold flotation circuit with an average mass pull of 4.3%
- Equipment selection based on suitability for the required duty, reliability, and ease of maintenance

The overall flowsheet for the Duparquet Project is presented below:



The proposed process plant will consist of the following operating units:

- Primary crushing of the Run of Mine material (“**ROM**”)
- Coarse material stockpile and reclamation
- Grinding circuit that consists of a semi-autogenous (SAG) grinding mill and ball mill with hydrocyclones producing a final product P80 of 100 µm
- Two-stage flotation circuit to produce a sulphide concentrate
- Concentrate dewatering consisting of a thickener and filter press
- Tailings dewatering using a thickener and stored in a tailings storage facility (“**TSF**”)
- Water systems (potable water, raw water, gland seal water and process water)

Material from the open pit will be transported to the plant by dump trucks and tip directly to the ROM bin. Material will be withdrawn from the ROM bin to a vibrating grizzly. Oversize from the grizzly will report to the jaw crusher, which will operate in open circuit. Crushed material from the crusher discharges, together with undersize from the grizzly will be withdrawn by a sacrificial conveyor and feed a stockpile.

Reclaimed material from the stockpile will feed a SAG grinding mill with a 9,000-kW synchronous motor and VSD. SAG mill discharge will pass through a screen to remove grinding media scats and a small amount of pebbles. The SAG trommel undersize will report to the cyclone feed pump box, combining with ball mill discharge. SAG trommel oversize will be conveyed to the SAG mill feed conveyor.

Slurry from the cyclone feed pump box will be pumped to a cluster of hydrocyclones for size classification. The cyclone overflow, at a final target product P80 of 100 µm, will flow via gravity to the rougher flotation conditioning tank prior to sulphide flotation. Cyclone underflow will feed a ball mill with a 13,000 kW fixed speed motor. Slurry will overflow from the ball mill to a trommel screen, attached to the ball mill discharge end. Trommel undersize will discharge into the cyclone feed pump box.

The flotation circuit will consist of rougher and two stage cleaner tank-cells. The rougher concentrate will feed a concentrate regrind circuit. The rougher tailings will be pumped to a tailings dewatering circuit. The regrind circuit will grind the concentrate to a P80 of 38 µm and the product will feed the first cleaner flotation circuit. First cleaner flotation concentrate will be pumped to the second cleaner flotation circuit and first cleaner flotation tailings will be pumped back to the feed of the rougher circuit. Second cleaner flotation concentrate will be pumped to the concentrate dewatering circuit and second cleaner flotation tailings will be pumped back to the first cleaner circuit.

Cleaner flotation concentrate will be pumped to a thickener to increase slurry concentrate density for filtering. Flocculant will be added to the thickener feed to promote the settling of solids. The thickener overflow will report to the process water tank. The thickener underflow will be pumped to a filter feed tank and then pumped to a pressure filter to produce a gold concentrate for sale. Filtrate from the filter press will be pumped back to the concentrate filter. The dewatered gold concentrated will be loaded by front end loader into lined containers for export.

Rougher tailings will be pumped to thickener to increase tailings density. Flocculant will be added to the thickener feed to promote the settling of solids. The thickener overflow will report to the process water tank. Thickener underflow will be pumped to the TSF.

Reagents consumed within the process plant will be prepared on site and distributed via various reagent handling and makeup systems. These reagents include PAX collector, R208 collector, MIBC frother and flocculant.

## Infrastructure

The infrastructure and process plant platform is located on the north side of the pits. Waste rock stockpiles are located on each side of the pits. A 4.5-kilometre long haul road, primarily constructed using waste rock, will provide access to the infrastructure, stockpiles and the TSF area. The provincial road 393, which crosses the mine property from north to south, will be in the pit footprint and will therefore require relocation before Year 2.

The TSF, designed with a capacity of 34.5 million cubic metres and constructed in phases without the use of liners, will leverage the favourable existing topographic and ground conditions in the eastern part of the Duparquet Project site. Additionally, a 10-million ton waste rock storage is planned with the assumption that no liner will be necessary.

A containerized sewage treatment plant is considered, with no plans for domestic water treatment, as it is anticipated that a water well can supply water clean enough for domestic purposes. Four potential freshwater collection points have been identified to access the water sources within the historical mine stopes. Moreover, a Main Water Treatment Plant will be established to treat all on-site contact water before it is released back into the environment. The fire protection distribution system will be a standard containerized skid combined with a fire water tank which will be set up as an overflow to the raw water tank.

A new 120 kV transmission line with an approximate length of 15 km is necessary to connect with the Reneault Hydro-Québec substation to feed the process plant. The connected power at site is evaluated at 22.7 MW with an average running load of 17.4 MW.

Buildings on site are minimized as much as possible by strategically placing a single multipurpose operations building at the site entrance. This building will accommodate the security guard office, the offices for technical personnel, the change rooms, the infirmary, and a lunchroom. A temporary fabric shelter truck shop is considered for the initial years of operation, and a permanent six-bay truck shop is planned at Year 4. A 200,000-litre fuel storage system is also planned. The majority of the process plant will be housed in a building, which will include space for reagents storage. An assay lab is planned on site.

A containerized explosive magazine has been considered but the location is still to be confirmed.

There are no plans for an administrative building, warehouse, facilities for light vehicle maintenance and employee accommodations on-site, as these are considered in the nearby town. Minimal mobile equipment is considered for site operations, with the majority being rented as needed.

For the underground mine, the incorporation of a single portal, along with the inclusion of some compressors and the establishment of ventilations and escape ways, are considered.

A green wall will be built with waste rock to provide a separation between the pit and the town. Additionally, the Duparquet Project will necessitate the relocation of some houses and potentially a portion of the golf course.

Lastly, to facilitate the progress of the Duparquet Project, demolition of the existing infrastructure of the former Beattie mine will be required.

## Environmental Studies, Permitting and Social/ Community Impact

Environmental baseline data necessary to support an Environmental Assessment for the Duparquet Project has been collected on an intermittent basis since 2010 by First Mining and the previous operators of the Project. The studies, both completed and ongoing, are focused on characterizing all relevant biological and physical components of the aquatic and terrestrial environments that may be impacted by, and may interact with, the Project. The Project design incorporates certain brownfield reclamation aspects which are expected to support the improvement of the local environment, including existing groundwater and surface water conditions.

The Duparquet Project area is located within the balsam fir – white birch zone and occupies the south of the boreal zone. There have been occurrences of vegetative species at risk within 8 km of the Duparquet area of Lake-cress (*Rorippa aquatica*), Sand Violet (*Viola sagittata* var. *ovata*) and Calypso (*Calypso bulbosa* var. *americana*).

The Duparquet Project is located in fur-bearing animal management zone UGAF3 (fur-bearing animal management units) where fur harvesting is practised. Species present among others include weasel, beaver, coyote, squirrel, wolf, otter, muskrat, lynx, black bear, and 274 species of birds are reported in the Abitibi-Témiscamingue Rouyn-Noranda region.

The northern and western project area is drained by an unnamed creek referred to as West Creek which drains west and south to Lake Duparquet. The southern portion of the project area drains via several smaller unnamed watercourses south to Lake Duparquet. The area contains a number of naturally occurring lakes. The largest is Lake Duparquet to the south of the Duparquet Project, followed by Lake Hébécourt, located west of Lake Duparquet. The Glory Hole pond on the project site represents a historic surface breakthrough of underground mining. Approximately 35 fish species are potentially present within an 8 km buffer from the Duparquet area. According to the MRNF, two spawning areas are potentially present in the region: one for walleye (*Stizostedion vitreum*) and the other for pike (*Esox lucius*).

The Duparquet Project is anticipated to require a provincial environmental assessment and potentially a federal impact assessment which will require regulatory engagement and the release of assessment guidelines. The Duparquet Project will also subsequently require a range of federal, provincial and local municipal permits.

The Duparquet Project Development Area (“PDA”) is located in the Abitibi-Témiscamingue region in its namesake community. The nearby communities, along with Duparquet, include La Sarre and Rouyn-Noranda, and have been shaped primarily by natural resource-based industries, including mining and forestry. There are currently six operating gold mines in the region and 11 mine projects under development according to the MRNF. In 2019, mining activities generated 1 in 7 jobs in the region. The Abitibi-Témiscamingue region is also known for commercial forestry, mineral exploration, outfitters, cabins, harvesting (e.g., trapping, hunting and fishing), and recreational land use (e.g., hiking, boating, snowmobiling and all-terrain vehicle (ATV) use).

First Mining is committed to operating the project within a sustainable development framework which protects the environment, contributes to local communities, respects human and Indigenous rights, and adheres to openness and transparency in operations. As per their Stakeholder Engagement Policy, First Mining has and continues to engage with relevant government departments and agencies, Indigenous groups, and stakeholder organizations, including communities, business and industry organizations, fish and wildlife organizations, environmental non-governmental organizations and individuals (i.e. land users, surface rights holders).

#### Regulatory, Stakeholder and Indigenous Engagement

Since acquiring the Duparquet Project in September 2022, First Mining has held meetings with the MELCCFP, MRNF and Ministry of Mines. The focus of the meetings has been to establish introductory dialogue and share the current status and next steps associated with the advancement of the project. Specific discussions have focused on on-going exploration, and the planning for the reclamation of the historical roaster dust storage bunker. First Mining has emphasized that the future site redevelopment will also support managing the existing brownfield site conditions from historical mining activity on the property including historical tailings, impacted soils and groundwater.

First Mining has initiated outreach to local stakeholders with a focus on local land users including the snowmobile club, golf club, and business community. Key contacts have been updated on the current scopes of work and next steps planned for the Duparquet Project. Future plans include expanding the network of stakeholders to share information about the Duparquet Project.

The Duparquet Project has not yet received Impact Study Guidelines from the Impact Assessment Agency of Canada (IACC) nor MELCCFP regarding Indigenous engagement. Introductory outreach to date has focused on the First Nation community of Pikogan located approximately 60 km east of the Duparquet Project. Additionally, as per the Indigenous Peoples Policy, First Mining acknowledges the unique relationship Indigenous Peoples hold within their traditional territories and the rights associated with those lands and resources. First Mining will focus on the environmental protection on those territories in the concept project planning, and through meaningful consultation and collaboration the project can be developed to support the respective vision.

#### Capital and Operating Costs

##### Capital Expenditures

The Capital Expenditure (“CAPEX”) estimate is summarized in the table below. Work Breakdown Structure (“WBS”) Areas 100 to 600 include the Project’s direct costs, while WBS Areas 700 to 900 cover indirect costs, owner’s costs and mine pre-production. The CAPEX for construction, equipment purchase and pre-production activities is estimated at \$706 million, excluding pre-production revenues. The CAPEX includes a contingency of 25% of the total directs and indirects. The pre-production revenue of the construction period is estimated at \$58.1 million.

Capital Expenditures	C\$ M
100: Infrastructure	10.4
200: Power and Electrical	14.7
300: Water	37.4
400: Mobile Equipment	4.5
500: Mining	102.2
600: Process Plant	189.9
700: Construction Indirects	89.8
800: General Services	53.9
<b>Construction Cost</b>	<b>502.7</b>
990: Contingency	125.7
900: Pre-production, Start-up, Commissioning	57.2
Working Capital	20.3
<b>Total</b>	<b>706.0</b>



### Sustaining Capital

Sustaining capital of \$737.8 million is required over the LOM for infrastructure, power supply, mine equipment purchases (additions and replacements), G&A and surface equipment purchases (additions and replacements), mine development expenditures and underground mine development

### Operating Costs

The operating costs include open pit and underground mining, processing, G&A and royalties. The costs for concentrate transportation to smelters and smelting and refining charges are not considered site operating costs and are therefore excluded from the OPEX estimate. The transportation costs and smelter conversion charges ("TC/RC") are deducted from gross smelter revenues to estimate the NSR. The LOM operating cost summary is presented in the table below. The total cash operating cost per ounce produced is USD 751/oz and the AISC per ounce produced is USD 976/oz, inclusive of all sustaining capital and closure costs.

Item	Total LOM Cost (MCAD)	Unit Cost (CAD / t milled-production)
Mining Open Pit	872.9	20.85
Mining Underground	531.9	44.26
Total Mining	1,404.8	23.82
Processing	624.7	10.59
General and Administration	173.1	2.90
Total	2,202.5	37.35

### Economic Analysis

The economic model results are presented in terms of NPV, IRR, and payback period in years for recovery of the initial CAPEX. These economic indicators are presented on both pre-tax and after-tax basis. The NPV is presented both undiscounted (NPV<sub>0%</sub>) and using a discount rate of 5% (NPV<sub>5%</sub>).

The Duparquet PEA is preliminary in nature as it includes "inferred mineral resources" that are too geologically speculative for the economic considerations that would enable them to be categorized as mineral reserves to be applied, and there is no certainty that the Duparquet Project will be realized.

The economic results on a before-tax and after-tax basis are presented in the table below:

Economic Results Summary	Unit	Before-Tax Results	After-Tax Results
NPV <sub>0%</sub>	CAD M	1,877.9	1,124.0
NPV <sub>5%</sub>	CAD M	1,073.0	588.2
IRR	%	24.9%	18.0%
Payback	Years	3.8	4.8

## Conclusions and Recommendations from Duparquet PEA

The Duparquet PEA, compliant with NI 43-101 standards, was prepared by experienced consultants and QPs, following recognized engineering standards. The main conclusions on the mining and mineralized material estimation are as follows:

- The production schedule is based on mining a combined total of mineralized material to ensure a 5.5 Mtpa mill feed.
- While no additional geotechnical investigations have been conducted since the 2014 prefeasibility study, geotechnical data from the 2014 documents were considered as part of this preliminary study.
- The open pit mining method consists of conventional open pit mining with drilling, blasting, loading, and hauling activities, reaching a maximum of 27 Mtpa.
- Open pit mine design including ramps and in-pit waste disposal, block model dilution, time cycle study, and sequence optimization was done for all pits and phases.
- The mineralized material for the open pit comprises 43.6 Mt at an average diluted grade of 1.36 g/t Au.
- Mine equipment selection requires a separate fleet for ore and waste to achieve the planned production. Drilling will be done using diesel DTH production drills, loading will be done using 22 m<sup>3</sup> diesel-hydraulic front shovel coupled with 200 tonnes trucks in the waste, and 12 m<sup>3</sup> diesel-hydraulic shovel coupled with 65 tonnes high-capacity road trucks. This will help improve mining recovery and reduce external dilution.
- The underground mining method that consists of both transversal and longitudinal variants of mechanized long hole stoping is the most well suited to this type and geometry of ore body.
- To achieve the optimized mine to mill production target considered within the PEA, the mine plan requires ore development and production from multiple mining blocks, with multiple stopes available per block across the four zones.
- Underground mine design including CAPEX and OPEX development was optimized considering the stope design and infrastructure requirements.
- Mining and development sequence optimization was performed for all underground zones, considering the production targets, time cycle study, and productivity rates calculated for every development and production activity.
- The mineralized material for the underground comprises 12.02 Mt at an average diluted grade of 2.25 g/t Au.

## Non-material projects

We also hold a number of non-material mineral properties in our portfolio. Some of these properties are resource-stage assets which have NI 43-101 technical reports that support resources of less than one million ounces of attributable gold. Others are grassroots exploration projects that host mineralization but have not had sufficient drilling on them to classify resources under the CIM definition standards. A brief summary of some of these properties is set out in this section.

### Canada

#### Cameron Gold Project, Ontario

We own a 100% interest in the Cameron Gold Project (the “**Cameron Project**”) through our wholly-owned subsidiary, Cameron Gold Operations Ltd. The description in this section is based on the technical report: *Technical Report on the Cameron Gold Deposit, Ontario, Canada* (effective date January 17, 2017) (the “**Cameron Gold Technical Report**”). The report was prepared for us by Mark Drabble, B. App. Sci. (Geology), MAIG, MAusIMM of Snowden Optiro (previously Optiro Pty Ltd.) in accordance with NI 43-101; a Qualified Person within the meaning of NI 43-101. Datamine acquired Optiro Pty Ltd. and merged it with Snowden, to form Snowden Optiro in 2021. The following description has been prepared under the supervision of Hazel Mullin, P.Geo., who is a Qualified Person within the meaning of NI 43-101, but is not independent of us.

The Cameron Project comprises 1,789 mining claims, 24 patented claims, seven licences of occupation and four mining leases. All of the claims are located within unsurveyed crown lands, and are situated in the Rowan Lake, Heronry Lake, Tadpole Lake, Brooks Lake, Lawrence Lake, Bluffpoint Lake, and Dogpaw Lake areas, and the Phillips and Godson townships.

The total area of the project is approximately 495.74 km<sup>2</sup> (49,574 ha).

The Cameron Project currently consists of two property areas; namely Cameron (which includes the Cameron deposit) (the “**Cameron Deposit**”) and West Cedartree (which includes the Dubenski and Dogpaw deposits). The Cameron Gold Technical Report covers only the Cameron Deposit and Mineral Resource Estimate within the broader Cameron Project. The Cameron property area comprises 1,699 mining claims, four patented claims, six licences of occupation and three mining leases. The West Cedartree property area comprises 91 mining claims, 20 patented claims, one licence of occupation and two mining leases.

The Cameron Project is located in the southern part of western Ontario, Canada approximately 80 km southeast of Kenora and 80 km northwest of Fort Frances. The nearest towns are Sioux Narrows and Nestor Falls, 30 km and 25 km away respectively. The Cameron Project is on unsurveyed crown lands accessed by sealed and all-weather gravel roads. From Kenora via Hwy 17, Hwy 71 and the Cameron Lake road the distance is around 123 km. From Fort Frances via Hwy 11, Hwy 71 and the Cameron Lake road the distance is 168 km.

Underlying royalties which affect the Cameron Deposit are:

- 1.5% NSR payable to Rubicon Minerals Corp. for 47 unpatented claims. We have the option to repurchase 0.75% of the NSR for \$750,000;
- 1% NSR payable to Orion Resource Partners for 20 unpatented claims, 4 patented claims, 6 MLOs and 2 mining leases;
- 2% NSR payable to Mr. Sherridon Johnson and Mr. Edward Antony Barkauskas for one unpatented claim. We have the right to repurchase 1% of the NSR for \$500,000;
- \$0.30 per ton on all ore mined payable to the estate of W. Moorhouse and D. Petrunka for one mining lease;
- 3% NSR payable to Lasir Gold Inc. We have the right to reduce the NSR to 1.5% by payment of \$1,500,000; and
- 1% NSR payable to Chalice on 133 unpatented mining claims, all of which are not encumbered by pre-existing royalties. We have the right to repurchase 0.5% of the NSR for \$1,000,000.

Recent Developments at Cameron Project:

In 2023, First Mining completed infill sampling and mapping at the project in support of a continued exploration advancement that focuses on resource growth through an integrated property approach. A total of 1,012 infill samples were collected and updated to the project database.

An initial 4,000 m drill program at the project is proposed in order to advance the exploration potential of the local geology and identify new drill targets at the West Cedartree and East Cedartree claims. An exploration permit application in support of this planned work was submitted by First Mining in 2021 and is under review by the Ontario Ministry.

First Mining continues to provide opportunities for the sharing of updates and information about the Cameron Gold Project with local Indigenous communities. Animakee Wa Zhing #37 First Nation and First Mining signed an exploration agreement in June 2021.

**Cameron Measured & Indicated Mineral Resource Statement, as at January 17, 2017**

Mineral Resource Classification	Open-Pit Constraint	Gold cut-off (Au g/t)	Tonnes	Gold g/t	Gold (Ounces)
Measured Mineral Resource	Within US\$1,350 open-pit shell	0.55	2,670,000	2.66	228,000
Indicated Mineral Resource	Within US\$1,350 open-pit shell	0.55	820,000	1.74	46,000
Measured + Indicated			3,490,000	2.45	274,000
Mineral Resource Classification	Underground Constraint	Gold cut-off (Au g/t)	Tonnes	Gold g/t	Gold (Ounces)
Measured Mineral Resource	Below US\$1,350 open-pit shell	2.00	690,000	3.09	69,000
Indicated Mineral Resource	Below US\$1,350 open-pit shell	2.00	1,350,000	2.80	121,000
Measured + Indicated			2,040,000	2.90	190,000
<b>TOTAL MEASURED + INDICATED</b>			<b>5,530,000</b>	<b>2.61</b>	<b>464,000</b>

**Cameron Inferred Mineral Resource Statement, as at January 17, 2017**

Mineral Resource Classification	Open-Pit Constraint	Gold cut-off (Au g/t)	Tonnes	Gold g/t	Gold (Ounces)
Inferred Mineral Resource	Within US\$1,350 open-pit shell	0.55	35,000	2.45	3,000
Mineral Resource Classification	Underground Constraint	Gold cut-off (Au g/t)	Tonnes	Gold g/t	Gold (Ounces)
Inferred Mineral Resource	Below US\$1,350 open-pit shell	2.00	6,500,000	2.54	530,000
<b>TOTAL INFERRED</b>			<b>6,535,000</b>	<b>2.54</b>	<b>533,000</b>

The Measured and Indicated Mineral Resources are defined in the areas of the deposit that have the highest drilling density along with underground development that has exposed and sampled the deposit on three levels of drift development.

Pickle Crow Gold Project, Ontario

We own a 30% interest in PC Gold, the joint venture company that owns the Pickle Crow Project. Our joint venture partner FireFly Metals (“**Firefly**”) owns the remaining 70% of PC Gold, and is the current operator of the Pickle Crow Project. For further information, see the section in this AIF entitled “*Investor Information – Material contracts – Pickle Crow Earn-In Agreement*”.

The Pickle Crow Project hosts an Inferred Mineral Resource of 9.4 Mt grading 4.1 g/t Au and containing 1,230,500 oz. Au. The technical report in support of these resources, entitled “*An Updated Mineral Resource Estimate for the Pickle Crow Property, Patricia Mining Division, Northwestern Ontario, Canada*” and dated June 15, 2018, was prepared for us by Micon International Limited in accordance with NI 43-101, and is available under our SEDAR+ profile at [www.sedarplus.ca](http://www.sedarplus.ca).

In 2020 and 2021, our joint venture partner FireFly completed an initial 45,000 m drill program at the Pickle Crow Project. On July 27, 2021, we announced the commencement by FireFly of a second phase, 50,000 m drill program at the Pickle Crow Project. The second phase 50,000 m drill program was completed in March 2022.

Another 50,000 m drill program was started in April 2022 and concluded in March 2023.

#### Hope Brook Gold Project, Newfoundland

We own a 20% interest in the Hope Brook Gold Project and our Partner Big Ridge holds an 80% interest. For a summary of the key terms of the Hope Brook Earn-In Agreement, see the section in this AIF entitled “Investor information – Material contracts – Hope Brook Earn-In Agreement”.

The Hope Brook Gold Project is located 85 km east of Port aux Basques, Newfoundland. The property tenure was reconfigured in 2023, and again in 2024, and now covers an area of 5,925 ha over ten mineral licenses, with a deposit hosted by pyritic silicified zones occurring within a deformed, strike-extensive advanced argillic alteration zone.

The project has well maintained infrastructure on site, including an operational 28-person camp, an 1,100 m airstrip, ice-free docking facility and connection to the provincial electrical power grid via an on-site substation. The project was a former operating gold mine that produced 752,163 oz. Au from 1987 to 1997.

On February 21, 2023, Big Ridge reported the following updated MRE on the Hope Brook Gold Project. The MRE was completed by SGS Geological Services and is based on data from 763 surface and underground drill holes representing 164,865 m of drilling, including data for 60 surface drill holes for 19,090 m completed by Big Ridge in 2021 and 2022. The new resource estimate contemplates open-pit mineral extraction and identifies both in-pit resources and out-of-pit resources considered accessible by underground mining methods.

#### Hope Brook Project Mineral Resource Statement, effective January 17, 2023

IN PIT				
Hope Brook	Cut-off Grade (g/t Au)	Tonnes	Grade (Au g/t)	Contained Gold Ounces
INDICATED				
Main Zone	0.4	14,584,000	2.14	1,002,000
UNDERGROUND				
Hope Brook	Cut-off Grade (g/t Au)	Tonnes	Grade (Au g/t)	Contained Gold Ounces
INDICATED				
240 Zone	2.0	544,000	4.31	75,000
Main Zone	2.0	1,062,000	3.78	129,000
INFERRED				
240 Zone	2.0	1,994,000	3.28	210,000
Main Zone	2.0	221,000	2.96	21,000
IN PIT AND UNDERGROUND				
Hope Brook	Cut-off Grade (g/t Au)	Tonnes	Grade (Au g/t)	Contained Gold Ounces
INDICATED				
240 Zone	2.0	544,000	4.31	75,000
Main Zone	0.5 and 2.0	15,646,000	2.25	1,131,000
INFERRED				
240 Zone	2.0	1,994,000	3.28	210,000
Main Zone	2.0	221,000	2.96	21,000

#### Notes:

1. The classification of the current Mineral Resource Estimate into Indicated and Inferred is consistent with current 2014 CIM Definition Standards - For Mineral Resources and Mineral Reserves

2. *All figures are rounded to reflect the relative accuracy of the estimate.*
3. *All Resources are presented undiluted and in situ, constrained by continuous 3D wireframe models, and are considered to have reasonable prospects for eventual economic extraction.*
4. *Mineral resources which are not mineral reserves do not have demonstrated economic viability. An Inferred Mineral Resource has a lower level of confidence than that applying to a Measured and Indicated Mineral Resource and must not be converted to a Mineral Reserve. It is reasonably expected that the majority of Inferred Mineral Resources could be upgraded to Indicated Mineral Resources with continued exploration.*
5. *The update MRE is based on data for 763 surface and underground drill holes representing 164,865 m of drilling, including data for 60 surface drill holes for 19,090 m completed by Big Ridge in 2021 and 2022.*
6. *The mineral resource estimate is based on 2 three-dimensional ("3D") resource models for the Main Zone and 240 Zones.*
7. *High grade capping was applied to the 1.5 m composite data. A capping value of 50 g/t Au was to the Main Zone and 40 g/t Au for the 240 Zone.*
8. *Average density values were assigned per zone.*
9. *Gold is estimated for each mineralization domain. Blocks (5x5x5) within each mineralized domain were interpolated using 1.5 metre capped composites assigned to that domain. To generate grade within the blocks, the inverse distance squared (ID2) interpolation method was used for all domains.*
10. *It is envisioned that parts of the Main Zone may be mined using open pit mining methods. Open pit mineral resources are reported at a base case cut-off grade of 0.4 g/t Au within a conceptual pit shell.*
11. *It is envisioned that parts of the Main Zone as well as the 240 Zone may be mined using underground mining methods. A selected base case cut-off grade of 2.0 g/t Au is used to determine the underground mineral resource for the Main Zone and 240 Zone. The underground Mineral Resource grade blocks were quantified above the base case cut-off grade, below the constraining pit shell and within the constraining mineralized wireframes.*
12. *Base case cut-off grades consider a metal price of US\$1750.00/oz Au and considers a metal recovery of 86 % for Au.*
13. *The pit optimization and in-pit base case cut-off grade of 0.4 g/t Au considers a mining cost of US\$2.65/t rock and processing, treatment and refining, transportation and G&A cost of US\$15.60/t mineralized material, and an overall pit slope of 55°. The underground base case cut-off grade of 2.0 g/t Au considers a mining cost of US\$54.00/t rock and processing, treatment and refining, transportation and G&A cost of US\$15.550. The cut-off grades should be re-evaluated in light of future prevailing market conditions (metal prices, exchange rates, mining costs etc.).*
14. *The results from the pit optimization are used solely for the purpose of testing the "reasonable prospects for economic extraction" by an open pit and do not represent an attempt to estimate mineral reserves. There are no mineral reserves on the Property. The results are used as a guide to assist in the preparation of a Mineral Resource statement and to select an appropriate resource reporting cut-off grade.*
15. *The estimate of Mineral Resources may be materially affected by environmental, permitting, legal, title, taxation, socio-political, marketing, or other relevant issues. There is no certainty that all or any part of the Inferred Mineral Resource will be upgraded to an Indicated or Measured Mineral Resource as a result of continued exploration. There is no other relevant data or information available that is necessary to make the technical report understandable and not misleading.*

#### **Risks that can affect our business**

There are risks in every business.

The nature of our business means we face many kinds of risks and hazards – some that relate to the mineral exploration industry in general, and others that apply to specific properties, operations or planned operations. These risks could have a significant impact on our business, earnings, cash flows, financial condition, results of operations or prospects.

The following section describes the risks that are most material to our business. This is not, however, a complete list of the potential risks we face – there may be others we are not aware of, or risks we believe are not material today that could become material in the future. We have in place systems and procedures appropriate for a company at our stage of development to manage these risks, to the extent possible, but there is no assurance that we will be successful in preventing the harm that any of these risks could cause.

#### Types of risk

- Exploration, development, production and operational risks p. 94
- Financial risks p. 99
- Political risks p. 102
- Regulatory risks p. 103
- Environmental risks p. 104
- Industry risks p. 105
- Other risks p. 106

#### Exploration, development, production and operational risks

##### Exploration and development risks

The exploration for and development of minerals involves significant risks, which even a combination of careful evaluation, experience and knowledge may not eliminate. These risks include:

- few properties that are explored are ultimately developed into producing mines;
- there can be no guarantee that the estimates of quantities and qualities of minerals disclosed will be economically recoverable;
- with all mining operations there is uncertainty and, therefore, risk associated with operating parameters and costs resulting from the scaling up of extraction methods tested in pilot conditions; and
- mineral exploration is speculative in nature and there can be no assurance that any minerals discovered will result in an increase in our resource base.

Exploration and development of mineral properties is capital intensive and unsuccessful exploration or development programs could have a material adverse impact on our operations and financial condition.

##### Operational hazards and risks

Our operations will be subject to all of the hazards and risks normally encountered in the exploration and development of minerals. To the extent that we take a property to production, we will be subject to all of the hazards and risks associated with the production of minerals. These risks include:

- unusual and unexpected geological formations;
- rock falls;
- seismic activity;
- flooding and other conditions involved in the extraction of material, any of which could result in damage to, or destruction of, mines and other producing facilities, damage to life or property, environmental damage and possible legal liability;



- environmental pollution, and consequent liability that could have a material adverse impact on our business, operations and financial performance;
- mechanical equipment, facility performance problems and industrial accidents; and
- periodic disruptions due to inclement or hazardous weather conditions.

#### **Substantial expenditures**

Substantial expenditures are required to establish Mineral Resources and Mineral Reserves through drilling, to develop metallurgical processes to extract the metal from the ore and, in certain cases, to develop infrastructure at any site chosen for exploration. Although substantial benefits may be derived from the discovery of a major mineralized deposit, no assurance can be given that minerals will be discovered in sufficient quantities to justify commercial operations or that funds required for development can be obtained on a timely basis.

The economics of developing mineral properties is affected by many factors including:

- the cost of operations, which may fluctuate due to a variety of factors, including inflation;
- variations in the grade of mineralized material mined;
- fluctuations in metal markets; and
- such other factors as government regulations, including regulations relating to royalties, allowable production, importing and exporting of minerals and environmental protection.

The remoteness and restrictions on access of properties in which we have an interest will have an adverse effect on expenditures as a result of higher infrastructure costs. There are also physical risks to the exploration personnel working in the terrain in which our properties are located, occasionally in poor climate conditions.

#### **No history of mineral production**

First Mining has no history of commercially producing metals from its mineral exploration properties. There can be no assurance that we will successfully establish mining operations or profitably produce gold or other precious metals on any of our properties. The development of mineral properties involves a high degree of risk and few properties that are explored are ultimately developed into producing mines. The commercial viability of a mineral deposit is dependent upon a number of factors which are beyond our control, including the attributes of the deposit, commodity prices, government policies and regulation and environmental protection. Fluctuations in the market prices of minerals may render Mineral Reserves and deposits containing relatively lower grades of mineralization uneconomic.

While our Springpole Project is currently in development, none of our other mineral properties are currently under development or production. The future development of any properties found to be economically feasible will require applicable licenses and permits and will require the construction and operation of mines, processing plants and related infrastructure. As a result, the development of any property will be subject to all of the risks associated with establishing new mining operations and business enterprises, including, but not limited to:

- the timing and cost of the construction of mining and processing facilities;
- the availability and costs of skilled labour and mining equipment;
- the availability and cost of appropriate smelting and/or refining arrangements;

- the need to obtain necessary environmental and other governmental approvals and permits and the timing of those approvals and permits;
- our ability to build relationships with, and secure consent from, the Indigenous communities around our projects; and
- the availability of funds to finance construction and development activities.

It is common in new mining operations to experience unexpected problems and delays during development, construction and mine start-up. In addition, delays in the commencement of mineral production often occur. Accordingly, there are no assurances that our activities will result in profitable mining operations or that mining operations will be established at any of our properties.

#### **Title risks**

Title to mineral properties, as well as the location of boundaries on the ground may be disputed. Moreover, additional amounts may be required to be paid to surface right owners in connection with any mineral exploration or development activities. At all properties where we have current or planned exploration activities, we believe that we have either contractual, statutory, or common law rights to make such use of the surface as is reasonably necessary in connection with those activities.

We do not have title insurance for any of our mining claims and our ability to ensure that we have obtained secure claims to individual mineral properties or mining concessions may be severely constrained. We have not conducted surveys of all our claims; therefore, the precise area and location of such claims may be in doubt. In addition, many of our mineral properties have had previous owners, and third parties may have valid claims (known or unknown) underlying our interests therein. Accordingly, our properties may be subject to prior unregistered liens, agreements, royalties, transfers or claims, including First Nations land claims, and title may be affected by, among other things, undetected defects. In January 2022 we became aware that the Cat Lake First Nation and certain other parties have filed a Statement of Claim against the Crown seeking an order from the Ontario Superior Court of Justice that all mineral tenure over which the Cat Lake First Nation claim exclusive aboriginal title (which includes the land where the Springpole Project is situated) be returned to them and all mining permits, leases, licenses and patents in respect of such lands be cancelled. We are continuing to monitor this claim but there is no assurance it will be resolved in the favour of the Crown. If the claim is resolved in favour of the Cat Lake First Nation this would have a material and adverse effect on our ability to operate and develop the Springpole Project. Please see the "*Political Risks – Indigenous Peoples*" in this AIF below for further information. In addition, we may be unable to explore our properties as permitted or to enforce our rights with respect to our properties. An impairment to or defect in our title to our properties could have a material adverse effect on our business, financial condition or results of operation.

#### **Mineral Reserves/Mineral Resources**

The properties in which we hold an interest are currently considered to be in the exploration stage and do not contain a known body of commercial minerals beyond the PFS level. Mineral Resources and Mineral Reserves are, in large part, estimates and no assurance can be given that the anticipated tonnages and grades will be achieved or that the particular level of recovery will be realized.

Mineral Resources on our properties have been determined based upon assumed cut-off grades, metal prices and operating costs at the time of calculation, as set out in the applicable technical reports. Future production, if any, could differ dramatically from Mineral Resource and Mineral Reserve estimates because, among other reasons:

- mineralization or formations could be different from those predicted by drilling, sampling and similar examinations;
- calculation errors could be made in estimating Mineral Resources and Mineral Reserves;
- increases in operating mining costs and processing costs could adversely affect Mineral Resources and Mineral Reserves;
- the grade of the Mineral Resources and Mineral Reserves may vary significantly from time to time and there is no assurance that any particular level of metals may be recovered from the ore; and
- declines in the market price of the metals may render the mining of some or all of the Mineral Reserves uneconomic.

Estimated Mineral Resources may require downward revisions based on changes in metal prices, further exploration or development activity, increased production costs or actual production experience. This could materially and adversely affect estimates of the tonnage or grade of mineralization, estimated recovery rates or other important factors that influence Mineral Resource and Mineral Reserve estimates.

Any reduction in estimated Mineral Resources as a result could require material write downs in investment in the affected mining property and increased amortization, reclamation and closure charges, which could have a material and adverse effect on future cash flows for the property and on our earnings, results of operations and financial condition.

Because we do not currently have any producing properties, mineralization estimates for our properties may require adjustments or downward revisions based upon further exploration or development work or actual future production experience. In addition, the grade of mineralized material ultimately mined, if any, may differ from that indicated by drilling results. There can be no assurance that minerals recovered in small-scale tests will be duplicated in large-scale tests under on-site conditions or in production scale.

Extended declines in market prices for gold or other metals may render portions of our mineralization uneconomic and result in reduced reported mineralization. Any material reductions in mineralization estimates, or of the ability to extract mineralized material from our properties, could (directly or indirectly) have a material adverse effect on our results of operations or financial condition.

#### **Capital costs, operating costs, production and economic returns**

Actual capital costs, operating costs, production and economic returns with respect to our properties may differ significantly from those we have anticipated and there are no assurances that any future development activities will result in profitable mining operations. The capital costs required to develop or take our projects into production may be significantly higher than anticipated. To the extent that such risks impact upon any such properties, there may be a material adverse effect on results of operations on such properties which may in turn have a material adverse effect on our financial condition.

None of our mineral properties have sufficient operating history upon which we can base estimates of future operating costs. Decisions about the development of these and other mineral properties will ultimately be based upon feasibility studies. Feasibility studies derive estimates of cash operating costs based upon, among other things:

- anticipated tonnage, grades and metallurgical characteristics of the mineralized material to be mined and processed;
- anticipated recovery rates metals from the mineralized material;

- cash operating costs of comparable facilities and equipment; and
- anticipated climatic conditions.

Cash operating costs, production and economic returns, and other estimates contained in studies or estimates prepared by or for us, may differ significantly from those anticipated by our current studies and estimates due to a variety of factors, including increased inflation and ongoing hostilities in the Ukraine and the Middle East, and there can be no assurance that our actual operating costs will not be higher than currently anticipated.

#### **Property interests**

The agreements pursuant to which we hold rights to certain of our properties provide that we must make a series of cash payments over certain time periods or make minimum exploration expenditures. If we fail to make such payments or expenditures in a timely manner, we may lose some or all of our interest in those projects.

#### **Availability of supplies**

As with other mineral exploration companies, certain raw materials, supplies and other critical resources used in connection with our operations are obtained from a sole or limited group of suppliers. Due to an increase in activity in the global mining sector, there has been an increase in global demand for such resources. In addition, the ongoing hostilities in the Ukraine and Middle East may cause disruptions in global supply chains which may reduce or eliminate the availability of certain supplies, particularly those sourced from outside of Canada. Any decrease in the supplier's inventory could cause unanticipated cost increases, an inability to obtain adequate supplies and delays in delivery times, thereby impacting operating costs, and timing of exploration and development programs.

#### **Lack of infrastructure**

The completion of the development of our development projects is subject to various requirements, including the availability and timing of acceptable arrangements for electricity or other sources of power, water and transportation facilities. The lack of availability on acceptable terms or the delay in the availability of any one or more of these items could prevent or delay the development of our exploration projects. If adequate infrastructure is not available in a timely manner, there can be no assurance that the development of our projects will be completed on a timely basis, if at all; any resulting operations will achieve the anticipated production volume; or the ongoing operating costs associated with the development of our projects will not be higher than anticipated.

#### **Personnel recruitment and retention**

The success of our operations and development projects depends in part on our ability to attract and retain geologists, engineers, metallurgists and other personnel with specialized skill and knowledge about the mining industry in the geographic areas in which we operate. The number of persons skilled in exploration and development of mining properties is limited and competition for such persons is intense. As our business grows, we may require additional key financial, administrative, and mining personnel as well as additional operations staff. There can be no assurance that we will be successful in attracting, training, and retaining qualified personnel as competition for persons with these skill sets increases. If we are unable to attract and retain sufficiently trained, skilled or experienced personnel, our business may suffer and we may experience significantly higher staff or contractor costs, which could have a material adverse effect on our operations and financial condition.

### Substantial capital requirements

Our management team anticipates that we may make substantial capital expenditures for the exploration and development of our properties, in the future. As we are in the exploration stage with no revenue being generated from the exploration activities on our mineral properties, we have limited ability to raise the capital necessary to undertake or complete future exploration work, including drilling programs. As of the date of this AIF, financial markets have suffered significant disruption due to the ongoing hostilities in the Ukraine and the Middle East and sanctions imposed by many nations on Russia and Belarus could cause additional disruptions, particularly if hostilities spread to other nations. There can be no assurance that debt or equity financing will be available or sufficient to meet these requirements or for other corporate purposes or, if debt or equity financing is available, that it will be on terms acceptable to us and any such financing may result in substantial dilution to existing shareholders. Moreover, future activities may require us to alter our capitalization significantly. Our inability to access sufficient capital for our operations could have a material adverse effect on our financial condition, results of operations or prospects. In particular, failure to obtain such financing on a timely basis could cause us to forfeit our interest in certain properties, miss certain acquisition opportunities and reduce or terminate our operations.

### History of net losses

We have received no revenue to date from activities on our properties, and there is no assurance that any of our properties will generate earnings, operate profitably or provide a return on investment in the future. We have not determined that production activity is warranted as of yet on any of our mineral properties. Even if we (alone or in conjunction with a third party) undertake development and production activities on any of our mineral properties, there is no certainty that we will produce revenue, operate profitably or provide a return on investment in the future.

We are subject to all of the risks associated with new mining operations and business enterprises including, but not limited to:

- the timing and cost, which can be considerable, for the further construction of mining and processing facilities;
- the availability and costs of skilled labour, consultants, mining equipment and supplies;
- the availability and cost of appropriate smelting and/or refining arrangements;
- the need to obtain necessary environmental and other governmental approvals, licenses and permits, and the timing of those approvals, licenses and permits; and
- the availability of funds to finance construction and development activities.

It is common in new mining operations to experience unexpected problems and delays during construction, development, and mine start-up. In addition, delays in mineral production often occur. Accordingly, there are no assurances that our activities will result in sustainable profitable mining operations or that we will successfully establish mining operations or profitably produce metals at any of our other properties.

### **Potential volatility of share price**

The securities markets in Canada have in the past experienced a high level of price and volume volatility, and the market price of securities of many junior companies have experienced wide fluctuations in price. The market price of our shares may be volatile and could be subject to wide fluctuations due to a number of factors, including but not limited to: actual or anticipated fluctuations in the results of our operations; changes in estimates of our future results of operations by management or securities analysts; portfolio balancing activities by exchange traded funds; and general economic or industry changes. In addition, the financial markets are currently experiencing significant price and value fluctuations due to a number of factors including from the ongoing hostilities in the Ukraine and the Middle East and sanctions imposed by many nations on Russia and Belarus. Such fluctuations may have a disproportionate impact on equity securities of venture issuers which is unrelated to the operating performance of these companies. Broad market fluctuations, as well as economic conditions generally and in the mining industry specifically, may also adversely affect the market price of our shares.

### **Non-Canadian investors**

We are a public Canadian corporation, with our principal place of business in Canada. A majority of our directors and officers are residents of Canada and a significant portion of our assets and the assets of a majority of our directors and officers are located outside the United States. Consequently, it may be difficult for US or foreign investors to effect service of process within their local jurisdiction upon First Mining or its directors or officers or such experts who are residents of Canada, or to realize in their local jurisdiction upon judgments of local courts (including, but not limited to, judgments predicated upon civil liabilities under the United States Securities Act of 1933, as amended). Investors should not assume that Canadian courts: (i) would enforce judgments of foreign courts obtained in actions against First Mining or such directors, officers or experts (including, but not limited to, judgments predicated upon the civil liability provisions of the US federal securities laws or the securities or “blue sky” laws of any state within the United States); or (ii) would enforce, in original actions, liabilities against First Mining or such directors, officers or experts predicated upon foreign securities laws (including, but not limited to, the US federal securities laws or any state securities or “blue sky” laws). In addition, the protections afforded by Canadian securities laws may not be available to foreign investors.

### **Volatility of metal prices**

Metal prices are affected by numerous factors beyond our control, such as industrial demand, inflation and expectations with respect to the rate of inflation, the strength of the US dollar and of other currencies, interest rates, forward sales by producers, production and cost levels, changes in investment trends, global and regional levels of supply and demand, metal stock levels maintained by producers, inventory carrying costs, availability, demand and costs of metal substitutes, international economic and political conditions, armed hostilities, economic sanctions, reduced demand resulting from obsolescence of technologies and processes utilizing metals and increased production due to new mine developments and improved mining and production levels. Gold prices are sometimes subject to rapid short-term changes because of speculative activities, and the market price of gold and other metals may not remain at current levels. If these prices were to decline significantly or for an extended period of time, we might be unable to continue our operations, develop our properties or fulfill our obligations under agreements with our partners or under our permits and licenses. As a result, we might lose our interest in, or be forced to sell, some of our properties. In the event of a sustained, significant drop in gold prices, we may be required to re-evaluate our assets, resulting in reduced estimates of Mineral Resources and Mineral Reserves and in material write-downs of our investment in mining properties. Furthermore, since gold prices are established in US dollars, a significant decrease in the value of the Canadian dollar relative to the US dollar coupled with stable or declining gold prices could adversely affect our results with respect to development of and eventual sale of gold.

#### **Global financial conditions**

Global financial conditions have, at various times in the past and may, in the future, experience extreme volatility. Many industries, including the mining industry, are impacted by volatile market conditions. Global financial conditions may be subject to sudden and rapid destabilizations in response to economic shocks or other events, such as armed hostilities ongoing in the Ukraine and the Middle East and economic sanctions. A slowdown in the financial markets or other economic conditions, including but not limited to consumer spending, employment rates, business conditions, inflation, fluctuations in fuel and energy costs, consumer debt levels, lack of available credit, instability of certain financial institutions, the state of the financial markets, interest rates and tax rates, may adversely affect our growth and financial condition. Future economic shocks may be precipitated by a number of causes, including government debt levels, fluctuations in the price of oil and other commodities, the volatility of metal prices, geopolitical instability, changes in laws or governments, war, terrorism, the volatility of currency exchanges, inflation or deflation, the devaluation and volatility of global stock markets, pandemics and natural disasters. Any sudden or rapid destabilization of global economic conditions could impact our ability to obtain equity or debt financing in the future on terms favourable to us or at all. In such an event, our operations and financial condition could be adversely impacted.

#### **Uncertainty of Trade Policies**

The imposition of trade tariffs, particularly by the U.S., or other trade restrictions could have significant repercussions for Canadian businesses, and the broader economy. Increased costs of goods and services may contribute to inflation. These tariffs, and any changes to these tariffs or imposition of any new tariffs, taxes or import or export restrictions or prohibitions, could have a material adverse effect on the Company's business. Furthermore, there is a risk that the tariffs imposed by the U.S. on other countries will trigger a broader global trade war which could have a material adverse effect on the Canadian, U.S. and global economies. Overall, trade policy restrictions create financial uncertainty for companies, disrupt trade relationships, and put downward pressure on economic growth.

#### **Equity Interests in Other Issuers**

We may from time to time hold shares or other financial interests in other companies, including publicly listed companies. In particular, we currently hold common shares of NexGold Mining Corp., Patriot Lithium Limited, and Grid Metals Corp.. As a significant shareholder, we are subject to the risk that these companies may make business, financial or management decisions with which we do not agree or may take risks or otherwise act in a manner that does not serve our interests. In addition, the market price of the shares of such companies may be highly volatile and will be subject to many of the same factors as apply to our common shares. These shares may also be subject to restrictions on resale or may be illiquid. We may therefore have difficulty in selling such securities or realizing value for them.

#### **Dividends**

To date, we have not paid any dividends on our outstanding common shares and we have no plans to declare or pay dividends in the near future. Any decision to pay dividends on our shares will be made by our Board on the basis of our earnings, financial requirements and other conditions.

#### **Dilution**

The number of common shares we are authorized to issue is unlimited. We may, in our sole discretion, issue additional common shares from time to time, and the interests of the shareholders may be diluted thereby.

### Indigenous peoples

Various international and national laws, codes, court decisions, resolutions, conventions, guidelines, and other materials (collectively, the “**Instruments**”) relate to the rights of Indigenous peoples, including the First Nations and Métis of Canada. We operate in some areas presently or previously inhabited or used by Indigenous peoples including areas in Canada over which Indigenous peoples have established or asserted Aboriginal treaty rights, Aboriginal title, or Aboriginal rights. Many of these rights or titles impose obligations on governments and private parties as they relate to the rights of Indigenous people concerning resource development. Some mandate that government consult with, and if required, accommodate Indigenous people for government actions which may affect Indigenous people, including actions to approve or grant mining rights or exploration, development or production permits. The obligations of government and private parties under the various international and national Instruments pertaining to Indigenous people continue to evolve and be defined.

Government policy and its implementation regarding Indigenous consultation (including the requirements that are imposed on the mining industry) and accommodation continue to change. In certain circumstances, Indigenous communities are entitled to be consulted prior to, and during, resource development. The consultation and accommodation process and expectations of parties (government, Indigenous communities and industry proponents) involved can vary considerably from project to project, within stages of the project life and among Indigenous communities. There can be overlapping or inconsistent Indigenous or treaty claims respecting a project. These can contribute to process uncertainty, increased costs, delay in receiving required approvals, and potentially, an inability to secure the required approvals for a project, each of which could have a material adverse effect on the Company’s business, operations, results of operations, financial condition and future prospects. In addition, the federal government has committed to introducing legislation to implement the *United Nations Declaration on the Rights of Indigenous Peoples* (“**UNDRIP**”). Some provinces and territories are also considering, or have introduced, similar legislation. It is uncertain how the federal and other governments intend to implement UNDRIP. Implementation may add additional uncertainty as to the nature and extent of Aboriginal rights or title and may also include new processes and additional consultation requirements for project development and operations, which may increase costs, increase approval timelines and impose development and operational additional obligations or restrictions.

Our current operations and current and future exploration program may be subject to a risk that one or more groups of Indigenous people may oppose the operations or development of any of our properties or on properties in which we hold a direct or indirect interest, even where we have entered into agreements with applicable Indigenous and non-Indigenous authorities. Such opposition may be directed through legal or administrative proceedings or expressed in manifestations such as protests, roadblocks or other forms of public expression against our activities. Opposition by Indigenous people to our operations may require modification of or preclude development of our projects or may require us to enter into agreements with Indigenous people with respect to projects on such properties. Such agreements or restrictions on operations may have a material adverse effect on our business, financial condition and results of operations. Even where such agreements have been entered into, there can be no certainty that there will not be disagreements between the Company and groups or sub-groups of Indigenous persons which may result in project delays or have other material adverse effects on the Company. In January 2022, we became aware that the Cat Lake First Nation and certain other parties filed a Statement of Claim against the Crown seeking an order from the Ontario Superior Court of Justice that all mineral tenure over which the Cat Lake First Nation claim exclusive aboriginal title (which includes the land where the Springpole Project is situated) be returned to them and all mining permits, leases, licenses and patents in respect of such lands be cancelled. We subsequently became aware that the Crown’s Statement of Defence was filed on February 10, 2023, with the Crown seeking a dismissal of the Cat Lake Claim and putting forward a cross-claim against the Province of Ontario for contribution and indemnity in the event Canada is found liable to pay monies to the Cat Lake First Nation as a result of the Cat Lake Claim. We are continuing to monitor this claim but there is no assurance it will be resolved in favour of the Crown. If the claim is resolved in favour of the Cat Lake First Nation this could have a material and adverse effect on our ability to operate and develop the Springpole Project. In addition, even if the Cat Lake First Nation’s claim is not wholly successful, it could result in process uncertainty, increased costs, delay in receiving required approvals, and potentially, an inability to secure the required approvals for the Springpole Project.



**Government approvals**

Our activities are subject to government approvals, various laws governing prospecting, development, land resumptions, production taxes, labour standards and occupational health, mine safety, toxic substances and other matters, including issues affecting local Indigenous populations. The costs associated with compliance with these laws and regulations can be substantial. Although we believe our activities are carried out in accordance with all applicable rules and regulations, no assurance can be given that new rules and regulations will not be enacted or that existing rules and regulations will not be applied in a manner which could limit or curtail production or development, or cause additional expense, capital expenditures, restrictions or delays in the development of our properties. Amendments to current laws and regulations governing operations and activities of exploration and mining, or more stringent implementation thereof, could have a material adverse impact on our business, operations and financial performance. Further, the mining licenses and permits issued in respect of our projects may be subject to conditions which, if not satisfied, may lead to the revocation of such licenses. In the event of revocation, the value of our investments in such projects may decline.

**Mineral claims, licenses and permitting**

Our mineral claims, licenses and permits are subject to periodic renewal and may only be renewed a limited number of times for a limited period of time. While we anticipate that renewals will be given as and when sought, there is no assurance that such renewals will be given as a matter of course and there is no assurance that new conditions will not be imposed in connection therewith. Our business objectives may also be impeded by the costs of holding and/or renewing the mineral claims, licenses and permits. In addition, the duration and success of efforts to obtain and renew mineral claims, licenses and permits are contingent upon many variables not within our control.

Our current and anticipated future operations, including further exploration, development activities and commencement of production on our properties, require licenses and permits from various governmental authorities. Our business requires many environmental, construction and mining permits, each of which can be time-consuming and costly to obtain, maintain and renew. In connection with our current and future operations, we must obtain and maintain a number of permits that impose strict conditions, requirements and obligations on the Company, including those relating to various environmental and health and safety matters. To obtain, maintain and renew certain permits, we are required to conduct environmental assessments pertaining to the potential impact of our operations on the environment and to take steps to avoid or mitigate those impacts. We cannot be certain that all licenses and permits that we may require for our operations will be obtainable on reasonable terms or at all. Delays or a failure to obtain such licenses and permits, or a failure to comply with the terms of any such licenses and permits that we have obtained, could have a material adverse impact on First Mining.

On August 28, 2019, the *Impact Assessment Act* came into force and replaced the Canadian Environmental Assessment Act, thereby establishing a new environmental assessment process. It is uncertain how the new assessment process adopted by the federal government will result in a more efficient approval process. The *Impact Assessment Act* broadens the assessment factors to include health, economy, social, gender, and sustainability considerations. On October 13, 2023, the Supreme Court of Canada ruled that sections of the federal *Impact Assessment Act* are unconstitutional, and the federal government has indicated that it will make changes to align the Act with the Supreme Court's ruling. The lack of regulatory certainty is likely to have an influence on investment decisions for major projects. Even when projects are approved on a federal level, such projects often face further delays due to interference by provincial and municipal governments, as well as court challenges related to issues such as Indigenous rights, the government's duty to consult and accommodate Indigenous peoples and the sufficiency of the relevant environmental review processes. Such political and legal opposition creates further uncertainty.

#### **Anti-bribery legislation**

Our activities are subject to a number of laws that prohibit various forms of corruption, including domestic laws, that prohibit both commercial and official bribery and anti-bribery laws that have a global reach such as the *Corruption of Foreign Public Officials Act*. The increasing number and severity of enforcement actions in recent years present particular risks with respect to our business activities, to the degree that any employee or other person acting on our behalf might offer, authorize, or make an improper payment to a government official, party official, candidate for political office, or political party, an employee of a state-owned or state-controlled enterprise, or an employee of a public international organization.

#### **Environmental risks**

##### **Environmental laws and regulations**

All phases of the mining business present environmental risks and hazards and are subject to environmental regulation pursuant to a variety of international conventions and state and municipal laws and regulations. Environmental legislation provides for, among other things, restrictions, conditions and prohibitions on, amongst other things, spills, releases or emissions of various substances produced in association with mining operations and development. The legislation also requires that mines and exploration sites be operated, maintained, abandoned and reclaimed to the satisfaction of applicable regulatory authorities and may require the deposit of adequate reclamation and remediation security. Compliance with such legislation can require significant expenditures and a breach may result in the imposition of fines and penalties, some of which may be material. Environmental legislation is evolving in a manner expected to result in stricter standards and enforcement, larger fines and liability and potentially increased capital expenditures and operating costs. Environmental assessments of proposed projects carry a heightened degree of responsibility for companies and directors, officers and employees. Companies engaged in exploration and development of mineral properties may from time to time experience increased costs and delays in exploration and production as a result of the need to comply with applicable laws, regulations and permits. The cost of compliance with changes in governmental regulations has a potential to reduce the profitability of operations.

We believe we are in substantial compliance with all material laws and regulations which currently apply to our activities or are in discussions with the appropriate government regulatory bodies to ensure a adequate plan. We cannot give any assurance that, notwithstanding our precautions and limited history of activities, breaches of environmental laws (whether inadvertent or not) or environmental pollution will not result in additional costs or curtailment of planned activities and investments, which could have a material and adverse effect on our future cash flows, earnings, results of operations and financial condition. Failure to comply with applicable laws, regulations, and permitting requirements may result in enforcement actions thereunder, including orders issued by regulatory or judicial authorities causing operations to cease or be curtailed, and may include corrective measures requiring capital expenditures, installation of additional equipment, or remedial actions. Companies engaged in mining operations may be required to compensate those suffering loss or damage by reason of the mining activities and may have civil or criminal fines or penalties imposed for violations of applicable laws or regulations and, in particular, environmental laws even where there has been no intentional wrong-doing.

Amendments to current laws, regulations and permits governing operations and activities of mining companies, or more stringent implementation thereof, could have a material adverse impact on us and cause increases in capital expenditures or any future production costs or require abandonment or delays in the development of new mining properties.

#### **Compliance with emerging climate change regulations**

Climate change is an international concern and poses risks to issuers of both direct and indirect effects of physical climate changes and government policy including climate change legislation and treaties. Both types of risks could result in increased costs, and therefore decreased profitability of our operations. Governments at all levels may be moving towards enacting legislation to address climate change concerns, such as requirements to reduce emission levels and increase energy efficiency, and political and economic events may significantly affect the scope and timing of climate change measures that are ultimately put in place. Where legislation has already been enacted, such regulations may become more stringent, which may result in increased costs of compliance. There is no assurance that compliance with such regulations will not have an adverse effect on our results of operations and financial condition. Furthermore, given the evolving nature of the debate related to climate change and resulting requirements, it is not possible to predict the impact on our results of operations and financial condition.

#### **Physical impacts of climate change**

Climate change may result in a number of physical impacts on our business, including an increasing frequency of extreme weather events (such as increased periods of snow and increased frequency and intensity of storms), water shortages and extreme temperatures, which have the potential to disrupt our exploration and development plans and may have other impacts on our business, including transportation difficulties and supply disruptions for, amongst other things, consumables (diesel, tires, sodium cyanide, etc.) and reagents. There can be no assurance that efforts to mitigate the risks of climate changes will be effective and that the physical risks of climate change will not have an adverse effect on the Company's operations and profitability.

#### **Industry risks**

#### **Speculative nature of mineral development activities**

Resource exploration and development is a speculative business, characterized by a number of significant risks including, among other things, unprofitable efforts resulting not only from the failure to discover mineral deposits but from finding mineral deposits which, though present, may, for a variety of factors not be economic to produce.

The marketability of minerals acquired or discovered by us may be affected by numerous factors which are beyond our control and which cannot be accurately predicted, such as:

- market fluctuations;
- the proximity and capacity of milling facilities;
- mineral markets;
- processing equipment; and
- government regulations, including regulations relating to royalties, allowable production, importing and exporting of minerals and environmental protection.

Estimates of Mineral Resources, Mineral Reserves, mineral deposits and production costs can also be affected by such factors as:

- environmental permitting regulations and requirements;
- weather;
- environmental factors;
- unforeseen technical difficulties;
- unusual or unexpected geological formations; and
- work interruptions.
- In addition, the grade of mineralized material ultimately mined may differ from that indicated by drilling results.

Short term factors relating to mineral properties, such as the need for orderly development of mineralized bodies or the processing of new or different grades, may also have an adverse effect on mining operations and on the results of operations. Material changes in Mineral Reserves, grades, stripping ratios or recovery rates may affect the economic viability of any project.

Our mineral properties are all in the exploration stage only and are without known bodies of commercial mineralized material. Few properties which are explored are ultimately developed into producing mines. Major expenses may be required to establish Mineral Reserves, develop metallurgical processes and construct mining and processing facilities at a particular site. There is no assurance that our mineral exploration activities will result in any discoveries of new commercial bodies of mineralized material. There are no reassurances that commercial production activities will commence on any of our properties.

#### **Competition**

The mining industry is highly competitive. We compete with companies for the acquisition, exploration and development of gold and other precious and base metals, and for capital to finance such activities, and such companies may have similar or greater financial, technical and personnel resources available to them.

#### **Other risks**

##### **Reliance on key employees**

We manage our business with a number of key personnel, including key contractors, the temporary or permanent loss or unavailability of a number of whom could have a material adverse effect on us. In addition, as our business develops and expands, we believe that our future success will depend greatly on our continued ability to attract and retain highly-skilled and qualified personnel and contractors. In assessing the risk of an investment in our shares, potential investors should realize that they are relying on the experience, judgment, discretion, integrity and good faith of our management team and the Board of Directors. We cannot be certain that key personnel will continue to be employed by us or that we will be able to attract and retain qualified personnel and contractors in the future. Failure to retain or attract key personnel could have a material adverse effect on us. We do not maintain “key person” insurance policies in respect of our key personnel.

### **Conflicts of interest**

Certain directors and officers will be engaged in, and will continue to engage in, other business activities on their own behalf and on behalf of other companies (including mineral companies) and, as a result of these and other activities, such directors and officers may become subject to conflicts of interest from time to time. In addition, Keith Neumeyer, a director of the Company, is the Chief Executive Officer of First Majestic and Raymond Polman, a director of the Company, is a director of First Majestic, and accordingly, may be considered to have a conflict of interest with respect to First Majestic and the Springpole Stream Agreement. The BCBCA provides that if a director or senior officer has a material interest in a contract or proposed contract or agreement that is material to the issuer, the director or senior officer must disclose their interest in such contract or agreement and must refrain from voting on any matter in respect of such contract or agreement, subject to and in accordance with the BCBCA. To the extent that conflicts of interest arise, such conflicts will be resolved in accordance with the provisions of the BCBCA and in accordance with our Code of Business Conduct and Ethics. As a result of a conflict of interest, we may miss the opportunity to participate in certain transactions, which may have a material adverse effect on our financial position.

### **Uninsured risks**

Our business is subject to a number of risks and hazards, including adverse environmental conditions, industrial accidents, labour disputes, unusual or unexpected geological conditions, ground or slope failures, cave-ins, changes in the regulatory environment and natural phenomena, such as inclement weather conditions, floods and earthquakes. Such occurrences could result in damage to our properties, personal injury or death, delays in program development, monetary losses and possible legal liability.

Despite efforts to attract and retain qualified personnel, as well as the retention of qualified consultants, to manage our interests, even when those efforts are successful, people are fallible and human error and mistakes could result in significant uninsured losses to us. These could include, but are not limited to, loss or forfeiture of mineral claims or other assets for non-payment of fees or taxes, erroneous or incomplete filings or non-fulfillment of other obligations, significant tax liabilities in connection with any tax planning effort we might undertake or mistakes in interpretation and implementation of tax laws and practices, and legal claims for errors or mistakes by our personnel.

Although we maintain insurance to protect against certain risks in amounts that we consider reasonable, our insurance will not cover all the potential risks associated with our operations. We may also be unable to maintain insurance to cover these risks at economically feasible premiums. Insurance coverage may not continue to be available or may not be adequate to cover any resulting liability. Moreover, insurance against certain risks, such as environmental pollution or other hazards as a result of exploration and production, is not generally available to us or to other mineral exploration companies on acceptable terms. We may also become subject to liability for pollution or other hazards which may not be insured against or which we may elect not to insure against because of premium costs or other reasons. Losses from these events may cause us to incur significant costs that could have a material adverse effect upon our financial performance, results of operations and business outlook.

### **Litigation and regulatory proceedings**

We may be subject to civil claims (including class action claims) based on allegations of negligence, breach of statutory duty, public nuisance or private nuisance or otherwise in connection with our operations, or investigations relating thereto. While we are presently unable to quantify any potential liability under any of the above heads of damage, such liability may be material to us and may materially adversely affect our ability to continue operations. In addition, we may be subject to actions or related investigations by governmental or regulatory authorities in connection with our business activities, including, but not limited to, current and historic activities at our mineral properties. Such actions may include prosecution for breach of relevant legislation or failure to comply with the terms of our licenses and permits and may result in liability for pollution, other fines or penalties, revocations of consents, permits, approvals or licenses or similar actions, which could be material and may impact the results of our operations. Our current insurance coverage may not be adequate to cover any or all the potential losses, liabilities and damages that could result from the civil and/or regulatory actions referred to above.

## Future Acquisitions and Dispositions

As part of our business strategy, we have sought and may continue to seek new mining and exploration opportunities in the mining industry and may dispose of certain of our properties in the future. In pursuit of acquisition opportunities, we may fail to select appropriate acquisition targets or negotiate acceptable arrangements, including arrangements to finance acquisitions or integrate the acquired businesses into us. Ultimately, any acquisitions would be accompanied by risks, which could include:

- a significant change in commodity prices after we have committed to complete the transaction and established the purchase price or exchange ratio;
- a material ore body could prove to be below expectations;
- difficulty in integrating and assimilating the operations and workforce of any acquired companies;
- realizing anticipated synergies and maximizing the financial and strategic position of the combined enterprise;
- the bankruptcy of parties with whom we have arrangements;
- maintaining uniform standards, policies and controls across the organization;
- disruption of our ongoing business and its relationships with employees, suppliers, contractors and other stakeholders as we integrate the acquired business or assets;
- the acquired business or assets may have unknown liabilities which may be significant;
- delays as a result of regulatory approvals; and
- exposure to litigation (including actions commenced by shareholders) in connection with the transaction.

Any material issues that we encounter in connection with an acquisition could have a material adverse effect on our business, results of operations and financial position. In addition, when negotiating disposition arrangements we may be required to provide a potential purchaser with contractual indemnities which could lead to potential liability and have a material adverse impact on our financial performance, cash flow and results of operations.

The Company cannot assure that it can complete any acquisition, disposition or business arrangement that it pursues on favourable terms, or that any acquisitions, dispositions or business arrangements completed will ultimately benefit the Company. In addition, future acquisitions by the Company may be completed through the issuance of debt or equity, and in the case of equity, the interests of shareholders in the net assets of the Company may be diluted.

## Joint ventures

Our business plan anticipates that we may retain interest in properties which we have transferred in whole or in part to other parties who may choose to establish mining operations, and that interest may be in the form of a joint venture or earn-in arrangement, such as the Pickle Crow Earn-In Agreement entered into in relation to the Pickle Crow Project and the Hope Brook Earn-In Agreement entered into in relation to the Hope Brook Project. The existence or occurrence of one or more of the following circumstances and events could have a material adverse impact on our profitability or the viability of our interests that may be held through joint venture arrangements, including the Pickle Crow Project and Hope Brook Project, which could have a material adverse impact on our future cash flows, earnings, results of operations and financial condition:

- disagreements with joint venture partners on how to develop and operate mines efficiently;
- inability to exert influence over certain strategic decisions made in respect of joint venture properties;
- inability of joint venture partners to meet their obligations to the joint venture or third parties; and
- litigation between joint venture partners regarding joint venture matters.

We are not the operator of the Pickle Crow Project or the Hope Brook Property and therefore the success of any operations will be dependent on our joint venture partner (who will act as operator). We are subject to the decisions made by the operator in the operation of the Pickle Crow Project and the Hope Brook Property and we will have to rely on the operator for accurate information about the project. Failure by the operator to prudently manage the operations of the Pickle Crow Project could have a material adverse effect on our business, results of operations and financial position. In addition, in the future, we may become responsible for funding our pro rata share of expenditures at the Pickle Crow Project, in the event we do not fund these expenditures, our interest in the Pickle Crow Project will be diluted which could have a material adverse effect on our business, results of operations and financial position.

## Future Sales of Shares

Sales of a substantial number of our shares in the public market could occur at any time following, or in connection with, the completion of any offering. These sales, or the market perception that the holders of a large number of our shareholders intend to sell our shares, could reduce the market price of our shares. A decline in the market price of the shares could impair our ability to raise additional capital through the sale of securities should we desire to do so.

The issuance of shares to shareholders whose investment profile may not be consistent with our business may lead to significant sales of our shares or a perception that such sales may occur, either of which could have a material adverse effect on the market for and market price of our shares. In addition, exchange traded funds may from time to time rebalance their portfolio holdings which could result in the sale of a significant number of our shares in a short period. We are unable to predict the effect that sales may have on the then prevailing market price of our shares.

## Reputation Loss

Reputation loss may result in decreased investor confidence, increased challenges in developing and maintaining community relations and an impediment to our overall ability to advance our projects, thereby having a material adverse impact on our financial performance, financial condition and growth prospects. Damage to our reputation can be the result of the actual or perceived occurrence of any number of events, and could include any negative publicity (for example, with respect to our handling of environmental matters or our dealings with community groups), whether true or not. The increased usage of social media and other web-based tools used to generate, publish and discuss user-generated content and to connect with other users has made it increasingly easier for individuals and groups to communicate and share opinions and views in regards to us and our activities, whether true or not. We do not ultimately have direct control over how we are perceived by others and reputational loss could have a material adverse impact on our financial performance, financial condition and growth prospects.

### **Equity Price Risk**

The Company is exposed to equity price risk as a result of holding investments in equity securities of several other mineral property related companies.

### **Interest Rate Risk**

Interest rate risk is the risk that future cash flows will fluctuate as a result of changes in market interest rates. The Company does not have any borrowings that are subject to fluctuations in market interest rates. Accordingly, the Company's interest rate risk is limited to potential decreases on the interest rate offered on cash and cash equivalents held with chartered Canadian financial institutions.

### **Commodity Price Risk**

The Company is subject to commodity price risk from fluctuations in the market prices for gold and silver. Commodity price risks are affected by many factors that are outside the Company's control including global or regional consumption patterns, the supply of and demand for metals, speculative activities, the availability and costs of metal substitutes, inflation, and political and economic conditions. The changes in commodity prices could have a material adverse effect on the business, operations and financial condition of the Company.

### **Credit Risk**

Credit risk is the risk of financial loss to the Company if a counterparty to a financial instrument fails to meet its contractual obligations. Financial instruments which are potentially subject to credit risk for the Company consist primarily of cash and cash equivalents, accounts and other receivables, and the reclamation deposit. The Company seeks to manage credit risk with respect to its cash and cash equivalents by holding its cash and cash equivalents through high credit quality major Canadian financial institutions as determined by rating agencies.

### **Liquidity Risk**

Liquidity risk is the risk that the Company will not be able to meet its financial obligations as they become due. The Company's policy is to ensure that it will have sufficient cash to allow it to meet its liabilities when they become due, under both normal and stressed conditions, without incurring unacceptable losses or risking damage to the Company's reputation. The Company manages its liquidity risk by preparing annual estimates of exploration and administrative expenditures and monitoring actual expenditures compared to the estimates to endeavour to ensure that there is sufficient capital on hand to meet ongoing obligations.

### **Capital Risk Management**

The Company's objectives when managing capital are to safeguard the Company's ability to continue as a going concern in order to pursue the exploration and retention of its mineral properties. The Company has historically demonstrated the ability to raise new capital through equity issuances and/or through surplus cash as part of its acquisitions. In the management of capital, the Company includes the components of shareholders' equity as well as cash. The Company prepares annual estimates of exploration and administrative expenditures and monitors actual expenditures compared to the estimates to ensure that there is sufficient capital on hand to meet ongoing obligations. Despite this, there can be no assurance that the Company will be able to continue to secure additional financing in the future on terms that are favourable. This gives rise to a material uncertainty that may cast substantial doubt upon the Company's ability to continue as a going concern, which would adversely affect its ability to realize its assets and discharge its liabilities in the normal course of business. The annual consolidated financial statements do not give effect to any adjustments to the carrying values of the assets and liabilities, the reported expenses, and the statements of financial position classifications used that would be necessary should the Company be unable to continue as going concern. Such adjustments could be material.



## **Financing Risks**

The Company has finite financial resources, has no current source of operating cash flow and has no assurance that additional funding will be available to it for its future activities, including exploration or development of mineral projects. Such further activities may be dependent upon the Company's ability to obtain financing through equity or debt financing or other means. Global financial markets, and the economy in general, are continuing to experience extreme volatility which may impact our ability to obtain financing. Failure to obtain additional financing could result in delay or indefinite postponement of exploration and development of the Company's existing mineral projects and could result in the loss of one or more of its properties.

## **Legal proceedings**

There are no material legal proceedings which we are or were a party to or to which our properties are or were subject, either during the financial year ended December 31, 2024 or as of the date of this AIF, nor are we aware that any material proceedings are contemplated.

During the financial year ended December 31, 2024, and as of the date of this AIF, we have not had any penalties or sanctions imposed by a court relating to securities legislation or by a securities regulatory authority, or by a court or regulatory body. We have also never been involved in a settlement agreement before a court relating to securities legislation or with a securities regulatory authority.

## **Information Security**

We have become increasingly dependent upon the development and maintenance of information technology systems that support the general operation of our business. Exposure of our information technology infrastructure to external threats poses a risk to the security of these systems. Such cyber security threats include unauthorized access to information technology systems due to hacking, viruses and other deliberate or inadvertent causes that can result in service disruptions, system failures and the disclosure of confidential business information. Any such information security risks may be increased given the increased remote access to our information and technology systems.

The Company applies risk management controls in line with industry accepted standards to protect our information assets and systems; however, these controls may not adequately protect against cyber security breaches. There is no assurance that we will not suffer losses associated with cyber security breaches in the future, including with respect to negative effects on our operational performance, the incurrence of regulatory penalties, reputational damage and costs required to investigate, mitigate and remediate any potential vulnerabilities.

## **Internal Controls**

Effective internal controls are necessary for the Company to provide reliable financial reports and to help prevent fraud. Although we undertake a number of procedures in order to help ensure the reliability of our financial reports, including those imposed on us under Canadian and United States securities laws, we cannot be certain that such measures will ensure that the Company will maintain adequate control over financial processes and reporting. Failure to implement required new or improved controls, or difficulties encountered in their implementation, could impact the Company's results of operations or cause it to fail to meet its reporting obligations. If the Company or its independent auditors discover a material weakness, the disclosure of that fact, even if quickly remedied, could reduce the market's confidence in the Company's financial statements and reduce the trading price of the common shares.

## Investor information

### Share capital

Our authorized share capital consists of:

- an unlimited number of common shares; and
- an unlimited number of preferred shares, issuable in series.

### Common shares

We can issue an unlimited number of common shares with no nominal or par value. As of December 31, 2024 we had 1,079,863,747 common shares outstanding and as of the date of this AIF we had 1,080,941,877 common shares outstanding. All of our outstanding common shares are fully paid and non-assessable.

The following is a summary of the principal attributes of our common shares:

#### Voting rights

Holders of our common shares are entitled to vote on all matters that are to be voted on at any shareholder meeting, other than meetings that are only for holders of another class or series of shares. Each common share you own represents one vote. There are no cumulative voting rights, and directors do not stand for re-election at staggered intervals.

#### Dividends

Holders of our common shares are entitled to share pro rata in any profits of First Mining to the extent that such profits are distributed either through the declaration of dividends by our Board or otherwise distributed to shareholders. There are no indentures or agreements limiting the payment of dividends. The Company has not paid any dividends since incorporation and it has no plans to pay dividends for the foreseeable future.

#### Rights on dissolution

In the event of the liquidation, dissolution or winding up of First Mining, the holders of our common shares will be entitled to receive, on a *pro rata* basis, all of our assets remaining after payment of all of our liabilities.

#### Pre-emptive, conversion and other rights

Holders of our common shares have no pre-emptive, redemption, purchase or conversion rights attaching to their shares, and our common shares, when fully paid, will not be liable to further call or assessment. No other class of shares may be created without the approval of the holders of our common shares. There are no provisions discriminating against any existing or prospective holder of our common shares as a result of such shareholder owning a substantial number of common shares. In addition, non-residents of Canada who hold our common shares have the same rights as shareholders who are residents of Canada.

### Preferred shares

We can issue an unlimited number of preferred shares with no nominal or par value. As of the date of this AIF, we did not have any preferred shares outstanding.

The preferred shares are issuable in series. The preferred shares of each series rank in parity with the preferred shares of every other series with respect to dividends and return of capital and are entitled to a preference over the common shares and any other shares ranking junior to the preferred shares with respect to priority in the payment of dividends and the distribution of assets in the event of the liquidation, dissolution or winding-up of First Mining.

Our Board is empowered to fix the number of shares and the rights to be attached to the preferred shares of each series, including the amount of dividends and any conversion, voting and redemption rights. Subject to our articles of incorporation and to applicable law, the preferred shares as a class are not entitled to receive notice of or attend or vote at meetings of the Company's shareholders.

#### Security-based compensation and convertible securities

##### Security-based compensation

The Company's amended & restated share-based compensation plan (the "**Amended and Restated Share-Based Compensation Plan**") dated April 29, 2022, and the unallocated entitlements under the plan were most recently approved by the Company's shareholders on June 9, 2022. The maximum number of common shares issuable under the Amended and Restated Share-Based Compensation Plan, together with the number of common shares issuable under any other security-based compensation arrangement of the Company, shall not in the aggregate exceed 10% of our issued and outstanding common shares.

The Amended and Restricted Share-Based Compensation Plan allows for the issuance of up to 10% of our issued and outstanding common shares as incentive share options ("**Options**"), bonus shares, restricted share units ("**RSUs**"), performance share units ("**PSUs**") and deferred share units ("**DSUs**") to our directors, officers, employees and consultants.

For a full description of the Amended and Restated Share-Based Compensation Plan, see Appendix A of our management information circular dated April 29, 2022, a copy of which can be found under our SEDAR+ profile at [www.sedarplus.ca](http://www.sedarplus.ca).

As of December 31, 2024 there were 58,467,500 Options outstanding, with exercise prices ranging from \$0.117 to \$0.435 and expiry dates ranging from January 31, 2025 to July 15, 2029. As of the date of this AIF there were 73,767,500 Options outstanding, with exercise prices ranging from \$0.117 to \$0.435 and expiry dates ranging from January 31, 2025 to February 14, 2030.

As of December 31, 2024 and as of the date of this AIF, there were 9,680,449 and 16,359,275 RSUs outstanding, respectively.

As of December 31, 2024 and as of the date of this AIF, there were 10,466,000 and 14,066,000 PSUs outstanding, respectively.

As of December 31, 2024 and as of the date of this AIF, there were 1,509,000 and 1,909,000 DSUs outstanding, respectively.

As of December 31, 2024, there were 141,686,740 share purchase warrants outstanding to acquire First Mining Shares at exercise prices ranging from \$0.20 to \$0.374, and with expiry dates ranging from July 2, 2025 to October 10, 2027. As of the date of this AIF, there were 141,686,740 share purchase warrants outstanding.

### Escrowed securities

As at December 31, 2024, no First Mining Shares were subject to a contractual restriction on transfer and the following First Mining Shares, held by a vendor of a property the Company had acquired in February 2022, were held in escrow pursuant to the terms of an escrow agreement:

Designation of Class	Number of Securities Subject to Escrow	Percentage of Class
Common Shares	500,000 <sup>(1)</sup>	0.05%

Notes:

- (1) As of the date of this AIF, 500,000 First Mining Shares remain in escrow, and will be released from escrow on the earlier of January 31, 2026 and the date a joint written direction is provided to the escrow agent by the parties to the escrow agreement.

### Material contracts

With the exception of contracts made in the ordinary course of business, as of the date of this AIF, we have no material contracts other than the following:

#### Hope Brook Earn-In Agreement

On April 5, 2021, we entered into the Hope Brook Earn-In Agreement with Big Ridge pursuant to which Big Ridge had the option to earn up to an 80% interest in the Hope Brook Project through a two-stage earn-in over five years, subject to the satisfaction of certain conditions. As upfront consideration, we received \$500,000 cash and 11,500,000 Big Ridge Shares upon closing in June 2021.

On September 13, 2021, Big Ridge completed the Stage 1 Earn-In, increasing its ownership interest in Hope Brook to 51%.

On March 21, 2024, we entered into an amending agreement to the Hope Brook Earn-In Agreement (the “**Amending Agreement**”) with Big Ridge for the Stage 2 Earn-In.

The key terms of the Hope Brook Earn-In Agreement and Amending Agreement for the Stage 1 Earn-In and Stage 2 Earn-In are as follows:

#### Stage 1 Earn-In (51% earn-in)

Big Ridge satisfied the Stage 1 Earn-In conditions on September 13, 2022 and acquired a 51% interest in the Hope Brook Project and formed a joint venture with First Mining by:

- incurring \$10 million in qualifying expenditures on the Hope Brook Project;
- issuing an additional 15 million Big Ridge Shares to First Mining; and
- granting to First Mining a 1.5% NSR royalty on the Hope Brook Project (Big Ridge can buy-back 0.5% of the NSR royalty for \$2 million).

Stage 2 Earn-In (additional 29% to earn-in to 80%) – Amending Agreement

Following completion of the Stage 1 Earn-In, Big Ridge satisfied the Stage 2 Earn-In requirements on March 28, 2024 and acquired a 80% interest in the Hope Brook Project by:

- issuing to First Mining 10 million Big Ridge Shares; and
- arranging for the purchase of all of the Big Ridge Shares then held by First Mining, totaling 36.5 million, inclusive of the 10 million Big Ridge Shares issued for the Stage 2 Earn-In.

As noted above, we entered into the Amending Agreement with Big Ridge on March 21, 2024 to modify certain requirements for the Stage 2 Earn-In, including dispensing with the requirement for Big Ridge to incur an additional \$10 million in qualifying expenditures on the Hope Brook Project.

Additional Terms

- For so long as we own at least 10% of the issued and outstanding Big Ridge Shares:
  - (i) we are entitled to have one nominee elected or appointed to Big Ridge's board of directors;
  - (ii) we have the right to participate in any equity financings undertaken by Big Ridge so as to maintain our percentage ownership of Big Ridge; and
  - (iii) we have agreed to certain resale restrictions on any Big Ridges Shares issued to us under the Hope Brook Agreement pursuant to which we are required to first notify Big Ridge of our intent to sell, after which Big Ridge shall have ten business days to arrange the sale of the Big Ridge Shares that we wish to sell as a block to one purchaser (if they cannot arrange this within that time period, we will have 60 days within which to sell in pre-arranged blocks of any size and at any price; for on-market sales, we have agreed to limit daily sales to 10% of the 10-day trailing average of Canadian consolidated trading volumes for Big Ridge Shares).
- We are free carried until Big Ridge announces the results of a feasibility study for the Hope Brook Project, after which we will be responsible for our pro rata share of expenditures in accordance with the percentage of our joint venture interest at that time.
- Upon the commencement of commercial production at the Hope Brook Project, Big Ridge will pay us \$2 million cash.
- The joint venture entity which was formed will be required to pay us a royalty of US\$1 per tonne of aggregate material sold from the Hope Brook Project pursuant to the terms of a royalty agreement, the form of which was agreed to with Big Ridge at closing and that will be entered into between us and the joint venture entity prior to the sale of any aggregate material from the Hope Brook Project.
- Big Ridge has a right of first refusal with respect to any retained project interest that First Mining wishes to sell, and a "tag-along" right for First Mining in the event Big Ridge wishes to sell its interest in the Hope Brook Project to a third party (this right does not apply in the context of a merger, takeover bid, amalgamation or any other change of control transaction of Big Ridge).

## Pickle Crow Earn-In Agreement

On March 12, 2020, we entered into the Pickle Crow Earn-In Agreement with FireFly pursuant to which FireFly may earn up to an 80% interest in PC Gold, a wholly-owned subsidiary of First Mining that owns the Pickle Crow Project. As of December 31, 2024 and as of the date of this AIF, FireFly had satisfied the Stage 1 and Stage 2 earn-in conditions and has accordingly acquired a 70% interest in PC Gold. During the term of the Pickle Crow Earn-In Agreement, FireFly will be the operator of the Pickle Crow Project and will be responsible for all project expenditures.

As upfront consideration, we received \$50,000 cash in January 2020 (as consideration for entering into a term sheet as a precursor to the definitive agreement), and we received \$50,000 in cash concurrently with the execution of the Pickle Crow Earn-In Agreement. In addition, First Mining received 25,000,000 shares of FireFly (“**FireFly Shares**”) in connection with the execution of the Pickle Crow Earn-In Agreement.

The key terms of the Pickle Crow Earn-In Agreement are as follows:

### Stage 1 Earn-In (51% earn-in)

Three-year initial earn-in period for FireFly to acquire a 51% interest in PC Gold (and thereby a 51% interest in the Pickle Crow Project) by:

- incurring \$5 million of exploration and environmental expenditures on the Pickle Crow Project, of which \$750,000 in exploration expenditures must be incurred within the first 12 months; and
- issuing an additional 100,000,000 FireFly Shares to First Mining (the “**Stage 1 Earn-In Shares**”).

FireFly satisfied the Stage 1 Earn-In conditions on June 4, 2021.

### Stage 2 Earn-In (additional 19% to earn-in to 70%)

Upon completion of the Stage 1 Earn-In, FireFly had a two-year follow-on period to acquire an additional 19% interest in PC Gold (and thereby an additional 19% interest in the Pickle Crow Project), by:

- incurring a further \$5 million of exploration expenditures on the Pickle Crow Project;
- paying First Mining \$1 million in cash payment within 90 days of incurring the above-mentioned additional exploration expenditures; and
- granting First Mining a 2% NSR royalty on the Pickle Crow Project (1% of which can be bought back by FireFly for US\$2.5 million).

FireFly satisfied the Stage 2 earn-in conditions on August 26, 2021.

### Buy-In (additional 10% to earn-in to 80%)

With the Stage 2 Earn-In having been completed, FireFly now has an option to acquire an additional 10% of PC Gold (and thereby an additional 10% interest in the Pickle Crow Project), exercisable at any time after completion of the Stage 2 Earn-In, by paying First Mining \$3 million in cash (the “**Buy-In**”). In the event FireFly provides notice that it does not wish to proceed with the Buy-in, the Pickle Crow Earn-In Agreement will terminate and FireFly will retain its 70% interest in the property.

### Joint Venture Shareholders’ Agreement

As required by the Pickle Crow Earn-In Agreement First Mining and FireFly executed a joint venture shareholders’ agreement (the “**Joint Venture Shareholders Agreement**”) with respect to PC Gold on June 4, 2021.

The Joint Venture Shareholders Agreement provides that, until the Pickle Crow Earn-In Agreement is terminated or a decision to mine is made, FireFly will fund all exploration expenditures. Following this, each of First Mining and FireFly must fund expenditures *pro rata* in accordance with their respective interests or be diluted pursuant to a customary dilution formula. If a party's interest is diluted below 5%, the other party will have the right to acquire such party's interest at the fair market value (as determined in accordance with the Joint Venture Shareholders Agreement).

Currently First Mining is entitled to nominate two directors to the five-person board of PC Gold. The Joint Venture Shareholders Agreement provides that certain decisions must be made by shareholders with different approval thresholds (80%, 85% and unanimous respectively) for different matters.

The Joint Venture Shareholders Agreement also contains customary provisions, such as restrictions on the transfer of the interest of a party, a right of first refusal in favour of each party and tag-along and drag-along provisions.

A copy of the Pickle Crow Earn-In Agreement (which includes the Joint Venture Shareholders Agreement as a schedule) is available under our SEDAR+ profile at [www.sedarplus.ca](http://www.sedarplus.ca).

#### **Silver Stream Agreement**

On June 10, 2020, First Mining and its wholly-owned subsidiary, Gold Canyon, entered into the Silver Stream Agreement with First Majestic (the "**Silver Stream Agreement**") pursuant to which First Majestic agreed to purchase 50% of the payable silver produced from Springpole for the life of the project.

The key terms of the Silver Stream Agreement are as follows:

##### Consideration Details

- In return for its share of payable silver produced from the Springpole Project once production has commenced, First Majestic will make ongoing cash payments to First Mining equal to 33% of the lesser of the average spot price of silver for the applicable calendar quarter, and the spot price of silver at the time of delivery, subject to a price cap of US\$7.50 per ounce of silver (the "**Price Cap**"). The Price Cap is subject to annual inflation escalation of 2%, commencing at the start of the third year of commercial production at Springpole.
- First Majestic agreed to pay US\$10,000,000 to First Mining upon closing of transaction, with US\$2,500,000 of this amount payable in cash, and the remaining US\$7,500,000 payable in First Majestic Shares based on the volume-weighted average trading price ("**VWAP**") of the First Majestic Shares on the TSX for the 20 trading days up to the day immediately prior to the closing date. These cash and share payments were made to First Mining when the Silver Stream transaction closed on June 10, 2020.
- First Majestic agreed to pay First Mining an additional US\$7,500,000 within five business days of a public announcement by First Mining of the completion of a positive PFS for Springpole, with US\$3,750,000 of this amount payable in cash, and the remaining US\$3,750,000 payable in First Majestic Shares (based on the 20-day VWAP of First Majestic Shares as of the date of First Mining's public announcement). These cash and share payments were made to First Mining five business days after the Company's news release in January 2021 announcing the positive results of a PFS for the Springpole Project.
- First Majestic will pay a final amount of US\$5,000,000 to First Mining upon the Company receiving approval of either a federal or provincial Environmental Assessment for Springpole, with US\$2,500,000 million of this amount payable in cash, and the remaining US\$2,500,000 million payable in First Majestic Shares (based on the 20-day VWAP of First Majestic Shares as of the date of such approval).

#### Other Transaction Terms

- First Mining agreed to issue 30 million Warrants to First Majestic on the closing date of the Silver Stream Transaction, with each Warrant entitling First Majestic to purchase one common share of First Mining at an exercise price of \$0.40 for a period of five years. These warrants were issued to First Majestic when the Silver Stream transaction closed on June 10, 2020. The Treasury Metals (now NexGold Mining Corp) Distribution resulted in the adjustment provisions for these Warrants being triggered, and as a result, the exercise price of these Warrants was reduced to \$0.374 and an additional 2,050,228 Warrants with a \$0.374 exercise price were issued to First Majestic. As a result, First Majestic now holds a total of 32,050,228 Warrants at an exercise price of \$0.374 which expire on July 2, 2025.
- We have the right to repurchase 50% of the Silver Stream by paying US\$22,500,000 to First Majestic at any time prior to the commencement of commercial production at Springpole.
- We have granted a right of first refusal to First Majestic with respect to any future silver stream financings for Springpole.
- First Mining and First Majestic agreed to form a three-member technical committee (the "**Technical Committee**") comprised of two members from First Mining and one member from First Majestic. The Technical Committee will advise First Mining on metallurgical testing, process flow sheet development and through the completion of the PFS and Feasibility studies for Springpole. This Technical Committee was established following the closing of the Silver Stream transaction on June 10, 2020.

#### Amending Agreement

- In March 2025, First Mining entered into an amending agreement (the "**Amending Agreement**") with First Majestic to the Silver Stream Agreement. Pursuant to the Amending Agreement, First Mining and First Majestic agreed to amend the terms of the final tranche payment ("**Tranche 3**") under the Silver Stream Agreement, such that it will now be a cash-only payment of US\$5 million, and it will be payable by First Majestic by March 31, 2025. The payment was received on March 27, 2025.
- As consideration for amending the terms of the Tranche 3 payment, First Mining has amended the terms of the common share purchase warrants (the "**Warrants**") that were issued to First Majestic on July 2, 2020 under the terms of the Silver Stream Agreement. The 32,050,228 Warrants that were issued to First Majestic had an exercise price of \$0.374 per Warrant and were set to expire on July 2, 2025. Pursuant to the Amending Agreement, the exercise price of the Warrants has been revised to \$0.20, and the expiry date of the Warrants has been extended to March 31, 2028. In addition, if the closing price of the Company's common shares on the Toronto Stock Exchange equals or exceeds \$0.30 for 45 consecutive trading days, First Mining may accelerate the expiry date of the Warrants to the date which is 30 days following the dissemination of a news release announcing the acceleration. All other terms and conditions of the Warrants remain unchanged.

#### Market for our securities

Our common shares are listed and traded on the TSX under the symbol "FF", on the OTC-QX under the symbol "FFMGF", and on the Frankfurt Stock Exchange under the symbol "FMG".



We have a registrar and transfer agent for our common shares:

Computershare Investor Services Inc.  
510 Burrard Street, 2<sup>nd</sup> Floor  
Vancouver, British Columbia V6C 3B9.

#### Prior sales

During our most recently completed financial year we issued the following securities which are not listed or quoted on a marketplace:

#### Stock Options

Date of Issuance	Number of Stock Options Issued	Exercise Price (\$)	Expiry Date
January 9, 2024	5,100,000 <sup>(1)</sup>	0.120	January 9, 2029
February 14, 2024	21,507,500 <sup>(1)</sup>	0.117	February 14, 2029
July 15, 2024	300,000 <sup>(2)</sup>	0.140	July 15, 2029
<b>TOTAL</b>	<b>26,907,500</b>		

#### Notes:

- (1) Issued to directors, officers, employees and consultants of First Mining.
- (2) Issued to a new employee of First Mining.

#### Restricted Share Units

Date of Issuance	Number of Restricted Share Units Issued
February 14, 2024	8,422,115 <sup>(1)</sup>

#### Notes:

- (1) Issued to directors, officers, employees and consultants of First Mining.

#### Performance Share Units

Date of Issuance	Number of Performance Share Units Issued
February 14, 2024	5,650,000 <sup>(1)</sup>

#### Notes:

- (1) Issued to certain officers and employees of First Mining.

Deferred Share Units

Date of Issuance	Number of Deferred Share Units Issued
February 14, 2024	400,000 <sup>(1)</sup>

Notes:

(1) Issued to two directors of First Mining.

Trading activity

The table below shows the high and low closing prices and trading volumes of our common shares on the TSX for each month of our most recently completed financial year.


2024	High (\$)	Low (\$)	Volume
January	0.135	0.115	11,075,689
February	0.125	0.095	11,449,104
March	0.135	0.100	16,365,139
April	0.185	0.125	29,721,839
May	0.16	0.125	23,714,429
June	0.145	0.115	14,220,462
July	0.145	0.125	8,819,167
August	0.145	0.130	8,750,155
September	0.155	0.130	25,870,498
October	0.180	0.125	19,037,105
November	0.155	0.125	29,251,447
December	0.135	0.120	11,202,104




Our team


Directors

All our directors are elected for a one-year term, and hold office until our next annual shareholder meeting, unless he or she resigns before that time or steps down, as required by corporate law. The information below as to principal occupation and shares beneficially owned has been furnished by the respective individuals. The directors of First Mining as of the date of this AIF are as follows:

Director	Board committees	Principal occupation or employment for past five years
	Audit Committee	Director and Chairman of First Mining since March 30, 2015 (founder of the Company)
	Compensation Committee (Chair)	November 2001 to present – Founder, President and Chief Executive Officer; December 1998 to present – Director, First Majestic Silver Corp. (mining company)
	Corporate Governance & Nominating Committee	
<b>Keith Neumeyer</b> Zug, Switzerland		
Chairman since March 30, 2015		
Ownership of Securities:	34,655,313 shares 1,369,500 DSUs	5,437,500 options 6,875,000 warrants

Director	Board committees	Principal occupation or employment for past five years
 <p><b>Leanne Hall</b> Ontario, Canada</p> <p>Director since October 30, 2020</p> <p><i>Ownership of Securities:</i></p>	Compensation Committee	Director of First Mining since October 30, 2020.
		November 2024 to Present – Founder, SevGen Consulting
		March 2024 to Present - Independent Consultant
		December 2019 to March 2024 – Chief Executive Officer of Creative Fire (100% owned Indigenous strategy, engagement, research and data analytics firm).
	<i>NIL shares</i> <i>40,000 DSUs</i>	<i>3,375,000 options</i>

Director	Board committees	Principal occupation or employment for past five years
 <p><b>Richard Lock</b> Montana, U.S.A.</p> <p>Director since April 1, 2020</p> <p><i>Ownership of Securities:</i></p>	Audit Committee  Compensation Committee  Corporate Governance & Nominating Committee (Chair)	Director of First Mining since April 1, 2020
		Director of Intrepid Metals Corp. since December 2024 (mining company)
		April 2022 to present – Chief Executive Officer and a Director of Oroco Resource Corp. (mining company)
		January 2020 to April 2022 – Senior Vice President and Project Director (NorthMet Project) of Poly Met Mining, Inc., a wholly-owned subsidiary of PolyMet Mining Corp. (mining company)
	<i>620,653 shares</i> <i>130,000 warrants</i>	<i>3,450,000 options</i>


Director	Board committees	Principal occupation or employment for past five years
	Audit Committee (Chair)	Director of First Mining since March 30, 2015
	Corporate Governance & Nominating Committee	May 2022 to present – Director of First Majestic Silver Corp. (mining company) February 2007 to December 2021 – Chief Financial Officer of First Majestic Silver Corp. (mining company)

**Raymond L. Polman, CPA, CA**  
British Columbia, Canada

Director since  
March 30, 2015

*Ownership of Securities:*

2,275,333 shares	4,707,500 options
499,500 DSUs	775,000 warrants

Director	Board committees	Principal occupation or employment for past five years
	None	Chief Executive Officer and a Director of First Mining since January 7, 2019
		December 2018 to present – Director of South Star Mining Corp. (mining company) September 2021 to present – Director of Providence Living (non-profit residential care provider) August 2020 to June 2022 – Director of Treasury Metals Inc. (now NexGold Mining Corp. mining company) September 2010 to June 2021 – Director and Vice Chair of Providence Health Care (non-profit health care provider)

**Daniel W. Wilton**  
British Columbia, Canada

Director since  
January 7, 2019

*Ownership of Securities:*


12,920,834 shares	10,150,000 options
7,530,983 RSUs	4,406,000 PSUs
1,300,000 warrants	

## Officers

Our officers are appointed by our Board. The information below as to principal occupation and shares beneficially owned has been furnished by the respective individuals. The officers of our Company as of the date of this AIF are as follows:

Officer	Principal occupation or employment for past five years	
 <p><b>Daniel W. Wilton</b> Chief Executive Officer</p> <p>British Columbia, Canada</p>	CEO and a Director of First Mining since January 7, 2019	
	December 2018 to present – Director of South Star Mining Corp. (mining company)	
	September 2021 to present – Director of Providence Living (non-profit residential care provider)	
	August 2020 to June 2022 – Director of Treasury Metals Inc. (now NexGold Mining Corp, mining company)	
	September 2010 to June 2021 – Director and Vice Chair of Providence Health Care (non-profit health care provider)	
Ownership of Securities:	12,920,834 shares 7,530,983 RSUs 1,300,000 warrants	10,150,000 options 4,406,000 PSUs
Officer	Principal occupation or employment for past five years	
 <p><b>Lisa M. Peterson, CPA, CA</b> Chief Financial Officer and Corporate Secretary</p> <p>British Columbia, Canada</p>	Chief Financial Officer of First Mining since September 2022 and Corporate Secretary since July 21, 2023.	
	October 2023 to present – Director of Thesis Gold Inc. (mining company)	
	July 2021 to September 2022 – Chief Financial Officer of Slater Corporate Services Corporation (private company providing professional services to various mining companies)	
	October 2018 to June 2021 – Vice President, Corporate Reporting of SkyPower Services ULC (renewable energy company)	
Ownership of Securities:	156,666 shares 3,376,924 RSUs 20,000 warrants	3,350,000 options 2,800,000 PSUs

Officer	Principal occupation or employment for past five years	
	VP Exploration and Project Operations of First Mining since January 2024	
	October 2021 to January 2024 – VP Exploration of First Mining (promoted to VP Exploration and Project Operations in January 2024)	
	May 2008 to October 2021 – Director of Exploration, Exploration Manager of Sabina Gold & Silver Corp.	
	<p><b>James Maxwell, P. Geo</b>  <i>VP, Exploration and Project Operations</i></p> <p>British Columbia, Canada</p> <p><i>Ownership of Securities:</i></p>	
	743,633 shares	3,200,000 options
	2,310,000 PSUs	115,000 warrants
	1,600,086 RSUs	

Officer	Principal occupation or employment for past five years	
	VP Sustainability of First Mining since January 2024	
	December 2020 to January 2024 – VP Environment and Community Relations of First Mining (promoted to VP Sustainability in January 2024)	
	January 2019 to December 2020 – Director Environment and Community Relations of Greenstone Gold Mines	
	<p><b>Stephen Lines</b>  <i>VP, Sustainability</i></p> <p>Quebec, Canada</p> <p><i>Ownership of Securities:</i></p>	
	225,074 shares	3,700,000 options
	2,310,000 PSUs	1,550,086 RSUs

To our knowledge, the total number of common shares that the directors and officers as a group either: (i) beneficially owned; or (ii) exercised direction or control over, directly or indirectly, as at the date of this AIF was 51,597,506 - common shares. This represents approximately 4.8% of our outstanding common shares as at the date of this AIF (on an undiluted basis).

### Interest of management and others in material transactions

To our knowledge, other than as disclosed herein, no director, executive officer or shareholder that either: (i) beneficially owns; or (ii) controls or directs, directly or indirectly, over 10% of any class of our outstanding securities, nor their associates or affiliates, have or have had within the three most recently completed financial years, any material interests, direct or indirect, in any transaction that has materially affected, or is reasonably expected to materially affect, our Company.

### Conflicts of interest

Certain directors and officers will be engaged in, and will continue to engage in, other business activities on their own behalf and on behalf of other companies (including mineral companies) and, as a result of these and other activities, such directors and officers may become subject to conflicts of interest. The BCBCA provides that if a director has a material interest in a contract or proposed contract or agreement that is material to the issuer, the director must disclose his interest in such contract or agreement and must refrain from voting on any matter in respect of such contract or agreement, subject to and in accordance with the BCBCA. To the extent that conflicts of interest arise, such conflicts will be resolved in accordance with the provisions of the BCBCA and in accordance with our Code of Business Conduct and Ethics.

### Other information about our directors and officers

None of our directors or officers, or a shareholder holding a sufficient number of securities of First Mining to affect materially the control of our Company, is or was a director or executive officer of another company (including our Company) in the past 10 years that:

- was subject to a cease trade or similar order, or an order denying that company any exemption under securities legislation that was in effect for more than 30 consecutive days, while the director or executive officer held that role with the company;
- was involved in an event while the director or executive officer was acting in that capacity that resulted in the company being subject to one of the above orders after the director or executive officer no longer held that role with the company; or
- while acting in that capacity, or within a year of acting in that capacity, became bankrupt, made a proposal under any legislation relating to bankruptcy or insolvency or was subject to or instituted any proceedings, arrangement or compromise with creditors or had a receiver, receiver manager or trustee appointed to hold the assets of that company.

None of them in the past 10 years:

- became bankrupt;
- made a proposal under any legislation relating to bankruptcy or insolvency;
- has been subject to or launched any proceedings, arrangement or compromise with any creditors; or
- had a receiver, receiver manager or trustee appointed to hold any of their assets.



None of them has ever been subject to:

- penalties or sanctions imposed by a court relating to securities legislation or by a securities regulatory authority or has entered into a settlement agreement with a securities regulatory authority; or
- any other penalties or sanctions imposed by a court or regulatory body that would likely be considered important to a reasonable investor in making an investment decision.

#### Audit Committee information

National Instrument 52-110 *Audit Committees* (“**NI 52-110**”) requires us to have an audit committee (the “**Audit Committee**”) comprised of not less than three directors all of whom are “independent” and “financially literate” (as such terms are defined in NI 52-110). NI 52-110 also requires us to disclose in this AIF certain information regarding the Audit Committee. That disclosure is set out below.

#### Overview

The Company’s Audit Committee is principally responsible for:

- recommending to our Board the external auditor to be nominated for election by the shareholders at each annual general meeting and negotiating the compensation of such external auditor;
- overseeing the work of the external auditor;
- reviewing our annual and interim financial statements, MD&A and press releases regarding earnings before they are reviewed and approved by our Board and publicly disseminated; and
- reviewing our financial reporting procedures and internal controls to ensure adequate procedures are in place for our public disclosure of financial information extracted or derived from our financial statements.

#### Committee charter

A copy of the Audit Committee’s charter is attached as Appendix “A” to this AIF.

#### Composition of the Audit Committee

Our current Audit Committee consists of Raymond Polman (current chairman of the Audit Committee), Keith Neumeyer and Richard Lock.

NI 52-110 provides that a member of an audit committee is “independent” if the member has no direct or indirect material relationship with the Company, which could, in the view of our Board, reasonably interfere with the exercise of the member’s independent judgment. All of the members of our Audit Committee are “independent” within the meaning of NI 52-110.

NI 52-110 provides that an individual is “financially literate” if he or she has the ability to read and understand a set of financial statements that present a breadth and level of complexity of accounting issues that are generally comparable to the breadth and complexity of the issues that can reasonably be expected to be raised by the Company’s financial statements. All of the members of our Audit Committee are “financially literate” as that term is defined in NI 52-110.

## Relevant education and experience

The following is a description of the skills and experience of each member of the Audit Committee that is relevant to the performance of their responsibilities as a member of the Audit Committee:

### Raymond Polman, CPA, CA (Chairman of Audit Committee)

Mr. Polman has over 35 years of public accounting and corporate finance experience in the Canadian and US financial markets and was the Chief Financial Officer of First Majestic Silver Corp. from February 2007 to December 2021. Prior to First Majestic, Mr. Polman had been a Chief Financial Officer for six years with a number of publicly traded technology companies, prior to which he served several years as the Director of Finance for Rescan Environmental Services, a large privately-owned consultancy serving the global mining community. Mr. Polman holds a CPA, CA designation from the Institute of Chartered Accountants of British Columbia, Canada, and holds a Bachelor of Science (Economics) from University of Victoria, British Columbia, Canada, as well as an ICD.D designation from The Institute of Corporate Directors.

### Keith Neumeyer

Mr. Neumeyer has worked in the investment community for over 30 years. He began his career at a number of Canadian national brokerage firms. Mr. Neumeyer moved on to work with several publicly traded companies in the resource and high technology sectors. His roles have included senior management positions and directorships responsible in areas of finance, business development, strategic planning and corporate restructuring. Mr. Neumeyer was the original and founding President of First Quantum Minerals Ltd. He also founded and is currently the Chief Executive Officer of First Majestic Silver Corp., and he is the founder of First Mining. Mr. Neumeyer has also listed a number of companies on the Toronto Stock Exchange and as such has extensive experience dealing with the financial, regulatory, legal and accounting issues that are relevant in the investment community.

### Richard Lock

Mr. Lock is a veteran mining executive with more than 30 years of experience in project management, development and operations for major mining companies including Rio Tinto, Western Potash, DeBeers and Anglo American. Mr. Lock is currently the Chief Executive Officer and a Director of Oroco Resource Corp. He is also a Director of Intrepid Metals Corp. since December 2024. His most recent prior roles include Senior Vice President and Project Director for the NorthMet mining project in Minnesota being developed by PolyMet Mining Corp., Construction Director for KAZ Minerals' Peschanka open pit copper mine in Russia and executive and project director roles at Arizona Mining's Hermosa Zinc Project in the United States. Mr. Lock has been involved with numerous projects including Yara International's Dallol potash project in Ethiopia, Western Potash's Milestone potash project in Canada, and several of Rio Tinto's projects including the Resolution and Keystone copper assets in the U.S. and the Diavik diamond mine in Canada's Northwest Territories. Mr. Lock holds a Bachelor of Science in Mining Engineering from Cardiff University in the United Kingdom.

## Audit Committee oversight

At no time since the commencement of the Company's most recently completed financial year was a recommendation of the Audit Committee to nominate or compensate an external auditor not adopted by the Board.

#### Reliance on certain exemptions

Since the commencement of the Company's most recently completed financial year, the Company has not relied on the exemptions in section 2.4 (*De Minimis Non-audit Services*), section 3.2 (*Initial Public Offerings*), section 3.4 (*Events Outside Control of Member*) or section 3.5 (*Death, Disability or Resignation of Audit Committee Member*) of NI 52-110, or an exemption from NI 52-110, in whole or in part, granted under Part 8 (*Exemptions*).

Since the commencement of the Company's most recently completed financial year, the Company has not relied on the exemption in subsection 3.3(2) (*Controlled Companies*), section 3.6 (*Temporary Exemption for Limited and Exceptional Circumstances*) or the exemption in section 3.8 (*Acquisition of Financial Literacy*) of NI 52-110.

#### Pre-approval policies and procedures

The Audit Committee has not adopted specific policies and procedures for the engagement of non-audit services; however, the Audit Committee approves all non-audit services in advance.

#### External auditor service fees (by category)

PricewaterhouseCoopers LLP served as the Company's external auditor for the years ended December 31, 2024 and December 31, 2023. The aggregate fees billed by our external auditor during the years ended December 31, 2024 and December 31, 2023 are set out in the table below:

	Year Ended December 31, 2023	Year Ended December 31, 2024
Audit fees <sup>(1)</sup>	\$272,904	\$287,584
Audit-related fees <sup>(2)</sup>	Nil	Nil
Tax fees <sup>(3)</sup>	\$146,355	\$101,650
All other fees <sup>(4)</sup>	\$34,093	\$112,236
<b>Total</b>	<b>\$453,352</b>	<b>\$501,470</b>

- (1) Represents the aggregate fees billed and expected to be billed by our external auditor for audit and audit related services.
- (2) Represents the aggregate fees billed for assurance and related services by our external auditor that are reasonably related to the performance of the audit or review of our financial statements and are not included under "Audit Fees".
- (3) Represents the aggregate fees billed for professional services rendered by our external auditor for tax compliance, tax advice and tax planning.
- (4) Represents the aggregate fees billed for products and services provided by our external other than those services under "Audit Fees", "Audit-Related Fees" and "Tax fees".

### **Independent Registered Public Accounting Firm**

The Company's independent registered public accounting firm is PricewaterhouseCoopers LLP, Chartered Professional Accountants, who have issued a Report of Independent Registered Public Accounting Firm dated March 28, 2024, in respect of the Company's consolidated financial statements as at December 31, 2024 and December 31, 2023 and for each of the years then ended. PricewaterhouseCoopers LLP has advised that they are independent with respect to the Company within the meaning of the Chartered Professional Accountants of British Columbia Code of Conduct and the rules of the US Securities and Exchange Commission (SEC) and the Public Company Accounting Oversight Board (PCAOB) on auditor independence.

### **Qualified persons**

All technical and scientific information discussed in this AIF, including Mineral Resource and Mineral Reserve estimates for our material properties other than the Duparquet Project, has been reviewed and approved by Hazel Mullin, P. Geo., our Director, Data Management and Technical Services, who is a Qualified Person for the purposes of NI 43-101.

All technical and scientific information discussed in this AIF that relates to the Duparquet Project, has been reviewed and approved by James Maxwell, P. Geo., Vice President, Exploration & Project Operations of First Mining, who is a Qualified Person for the purposes of NI 43-101.

The following individuals prepared the Springpole Technical Report:

- Dr. Gilles Arseneau, Ph.D., P.Geo., of SRK Consulting (Canada) Inc.;
- Gordon Zurowski, P.Eng., of AGP Mining Consultants Inc.;
- Roland Tosney, P.Eng., of AGP Mining Consultants Inc.;
- Cameron McCarthy, P.Eng., P.Geo., P.Tech., of Swiftwater Consulting Ltd.;
- Duke Reimer, P.Eng., Knight Piésold Consulting Ltd.; and
- Dr. Adrian Dance, P.Eng., of SRK Consulting (Canada) Inc.

The following individuals prepared the Duparquet Technical Report:

- Carl Michaud, P.Eng. of G Mining Services Inc.;
- Alexandre Dorval, P. Eng. of G Mining Services Inc.;
- Neil Lincoln, P. Eng., of G Mining Services Inc.;
- Philip Rodrigue, P. Eng. of G Mining Services Inc.;
- Marina Iund, P.Geo. of InnovExplo Inc.;
- Olivier Vадnais-Leblanc, P.Geo. of InnovExplo Inc.;
- Carl Pelletier, P.Geo. of InnovExplo Inc.;
- Simon Boudreau, P. Eng. of InnovExplo Inc.;
- Sheldon Smith MES, P. Geo., of Stantec Consulting Ltd
- Guy Comeau, P.Eng., of Soutex; and

Each of the abovementioned firms or persons named in this section, “Qualified persons”, hold, as either a registered or beneficial holder, less than one percent of the outstanding securities of First Mining or of any associate or affiliate of First Mining. None of the aforementioned firms or persons named in this section, “Qualified persons”, received any direct or indirect interest in any securities of First Mining or of any associate or affiliate of First Mining in connection with the preparation and review of any technical report or this AIF. None of the aforementioned firms or persons named in this section, “Qualified persons”, nor any directors, officers or employees of such firms or persons, are currently expected to be elected, appointed or employed as a director, officer or employee of the Company or of any associate or affiliate of First Mining.

#### Additional information

You can find more information about First Mining under our SEDAR+ profile at [www.sedarplus.ca](http://www.sedarplus.ca) and on our website at [www.firstmininggold.com](http://www.firstmininggold.com).

Our most recent management information circular dated May 1, 2024 contains additional information on how our directors and officers are compensated, the principal holders of our securities, and the securities that are authorized for issuance under our equity compensation plans, and is available under our SEDAR+ profile at [www.sedarplus.ca](http://www.sedarplus.ca).

For additional financial information about First Mining, see our audited consolidated annual financial statements and management’s discussion and analysis for the financial year ended December 31, 2024, which are also available under our SEDAR+ profile at [www.sedarplus.ca](http://www.sedarplus.ca) and on our website at [www.firstmininggold.com](http://www.firstmininggold.com).

Reference should be made to the full text of the above documents which are available for review and, for greater certainty, are not incorporated by reference in this AIF. Copies of the above documents may be obtained from First Mining by contacting us at Suite 2070 – 1188 West Georgia Street, Vancouver, British Columbia V6E 4A2, telephone: 1.844.306.8827.



**FIRST MINING GOLD CORP.**

**AUDIT COMMITTEE CHARTER**

**1. INTRODUCTION**

- (a) The audit committee (the “**Committee**”) is appointed by the board of directors (the “**Board**”) of First Mining Gold Corp. (the “**Company**”) to be responsible for the oversight of the accounting and financial reporting process and financial statement audits of the Company.
- (b) This charter is prepared to assist the Committee, the Board and management in clarifying responsibilities and ensuring effective communication between the Committee, the Board and management.

**2. COMPOSITION**

- (a) The Committee will be composed of three or more directors as determined by the Board, from time to time.
- (b) Each member of the Committee will meet the criteria for independence and financial literacy established by National Instrument 52-110 *Audit Committees* and any other applicable laws as well as the rules of any stock exchanges upon which the Company’s securities are listed. At least one member of the Committee will have experience as a Chartered Professional Accountant, Chief Financial Officer (“**CFO**”) or Corporate Controller of similar experience, or demonstrably meaningful experience, overseeing such functions as a senior executive officer.
- (c) Each member of the Committee will sit on the audit committees of no more than three reporting issuers, or four if the director has demonstrable financial expertise (for example, if the director is a former CFO).
- (d) The Board will appoint a Chair of the Committee who shall:
  - (i) convene and preside over Committee meetings and ensure they are conducted in an efficient, effective and focused manner;

- (ii) assist with the preparation of an agenda and ensure that meeting materials are prepared and disseminated in a timely manner;
- (iii) ensure that the Committee has sufficient time and information to make informed decisions; and
- (iv) provide leadership to the Committee and management with respect to matters covered by this Charter.

### 3. RESPONSIBILITIES

The Committee has the responsibility to:

- (i) review and recommend for approval by the Board the following before they are publicly disclosed:
  - (A) the financial statements and MD&A (management discussion and analysis) (as defined in *National Instrument 51-102 Continuous Disclosure Obligations*) of the Company;
  - (B) the auditor's report, if any, prepared in relation to those financial statements; and
  - (C) the Company's annual and interim earnings press releases;
- (ii) satisfy itself that adequate procedures are in place for the review of the Company's public disclosure of financial information extracted or derived from the Company's financial statements and periodically assess the adequacy of those procedures;
- (iii) recommend to the Board:
  - (A) the external auditor to be nominated for the purpose of preparing or issuing an auditor's report or performing other audit, review or attest services for the Company; and
  - (B) the compensation of the external auditor,
- (iv) oversee the work of the external auditor engaged for the purpose of preparing or issuing an auditor's report or performing other audit, review or attest services for the Company, including the resolution of disagreements between management and the external auditor regarding financial reporting;
- (v) monitor, evaluate and report to the Board on the integrity of the financial reporting process and the system of internal controls that management and the Board has established;
- (vi) monitor the management of the principal risks that could impact the financial reporting of the Company;

- (vii) establish procedures for:
  - (A) the receipt, retention and treatment of complaints received by the Company regarding accounting, internal accounting controls, or auditing matters; and
  - (B) the confidential, anonymous submission by employees of the Company of concerns regarding questionable accounting or auditing matters.
- (viii) pre-approve all non-audit services to be provided to the Company or its subsidiary entities by the Company's external auditor;
- (ix) review and approve the Company's hiring policies regarding partners, employees and former partners and employees of the present and former external auditor of the Company;
- (x) with respect to ensuring the integrity of disclosure controls and internal controls over financial reporting, understand the process utilized by the Chief Executive Officer and the Chief Financial Officer to comply with National Instrument 52-109 Certification of Disclosure in Issuers' Annual and Interim Filings;
- (xi) review and report to the Board on its concurrence with the disclosure required by Form 52-110F1 in any annual information form or management information circular; and
- (xii) periodically review and update the Company's Whistleblower Policy and administer the procedures set out in the Whistleblower Policy.

The Committee will meet as often as it deems necessary to fulfil the foregoing duties, but not less frequently than quarterly.

#### **4. AUTHORITY**

The Committee has the authority to:

- (a) engage independent counsel and other advisors as it deems necessary to carry out its duties and the Committee will set the compensation for such advisors.
- (b) The Committee has the authority to communicate directly with and to meet with the external auditor, without management involvement. This extends to requiring the external auditor to report directly to the Committee.

#### **5. REPORTING**

The Committee will prepare and maintain minutes of its meetings and report to the Board on the proceedings of each Committee meeting and on the Committee's recommendations at the next regularly scheduled Board meeting.



**6. ANNUAL REVIEW**

The Committee will review this charter annually and will consider whether any amendments or updates are warranted.

**7. EFFECTIVE DATE**

This Charter was implemented by the Board on May 19, 2015, as amended by the Board on June 14, 2023, and on March 27, 2024.



First Mining Gold Corp.

Consolidated Financial Statements

For the years ended December 31, 2024 and 2023

(Presented in thousands of Canadian dollars unless otherwise noted)

---



Report of Independent Registered Public Accounting Firm

To the Board of Directors and Shareholders of First Mining Gold Corp.

**Opinion on the Financial Statements**

We have audited the accompanying consolidated statements of financial position of First Mining Gold Corp. and its subsidiaries (the Company) as of December 31, 2024 and 2023, and the related consolidated statements of net loss and comprehensive loss, of changes in equity and of cash flows for the years then ended, including the related notes (collectively referred to as the consolidated financial statements). In our opinion, the consolidated financial statements present fairly, in all material respects, the financial position of the Company as of December 31, 2024 and 2023, and its financial performance and its cash flows for the years then ended in conformity with International Financial Reporting Standards as issued by the International Accounting Standards Board.

*Substantial Doubt About the Company's Ability to Continue as a Going Concern*

The accompanying consolidated financial statements have been prepared assuming that the Company will continue as a going concern. As discussed in Note 1 to the consolidated financial statements, the Company has incurred a net loss and used cash in operating activities, and has stated that these events or conditions give rise to a material uncertainty that may raise substantial doubt about the Company's ability to continue as a going concern. The consolidated financial statements do not include any adjustments that might result from the outcome of this uncertainty.

**Basis for Opinion**

These consolidated financial statements are the responsibility of the Company's management. Our responsibility is to express an opinion on the Company's consolidated financial statements based on our audits. We are a public accounting firm registered with the Public Company Accounting Oversight Board (United States) (PCAOB) and are required to be independent with respect to the Company in accordance with the U.S. federal securities laws and the applicable rules and regulations of the Securities and Exchange Commission and the PCAOB.

We conducted our audits of these consolidated financial statements in accordance with the standards of the PCAOB. Those standards require that we plan and perform the audits to obtain reasonable assurance about whether the consolidated financial statements are free of material misstatement, whether due to error or fraud. The Company is not required to have, nor were we engaged to perform, an audit of its internal control over financial reporting. As part of our audits we are required to obtain an understanding of internal control over financial reporting but not for the purpose of expressing an opinion on the effectiveness of the Company's internal control over financial reporting. Accordingly, we express no such opinion.

Our audits included performing procedures to assess the risks of material misstatement of the consolidated financial statements, whether due to error or fraud, and performing procedures that respond to those risks. Such procedures included examining, on a test basis, evidence regarding the amounts and disclosures in the consolidated financial statements. Our audits also included evaluating the accounting principles used and significant estimates made by management, as well as evaluating the overall presentation of the consolidated financial statements. We believe that our audits provide a reasonable basis for our opinion.

**/s/PricewaterhouseCoopers LLP**

Chartered Professional Accountants

Vancouver, Canada

March 28, 2025

We have served as the Company's auditor since 2017.

PricewaterhouseCoopers LLP

PwC Place, 250 Howe Street, Suite 1400, Vancouver, British Columbia, Canada V6C 3S7

T.: +1 604 806 7000, F.: +1 604 806 7806, Fax to mail: ca\_vancouver\_main\_fax@pwc.com

PwC" refers to PricewaterhouseCoopers LLP, an Ontario limited liability partnership.

---

**FIRST MINING GOLD CORP.**  
CONSOLIDATED STATEMENTS OF FINANCIAL POSITION  
AS AT DECEMBER 31, 2024 AND 2023  
(Presented in thousands of Canadian dollars unless otherwise noted)

	December 31, 2024	December 31, 2023
<b>Assets</b>		
<b>Current</b>		
Cash and cash equivalents	\$ 11,351	\$ 12,211
Marketable securities (Note 4)	2,388	263
Prepaid expenses and other receivables (Note 5)	1,320	875
<b>Total current assets</b>	<b>15,059</b>	<b>13,349</b>
<b>Non-current</b>		
Mineral properties (Note 6)	256,059	244,234
Investment in PC Gold Inc. (Note 7)	21,527	21,527
Investment in NexGold Mining Corp. (Note 8)	-	3,269
Investment in Big Ridge Gold Corp. (Note 9)	-	1,406
Property and equipment (Note 10)	1,923	2,101
Other assets	284	181
<b>Total non-current assets</b>	<b>279,793</b>	<b>272,718</b>
<b>TOTAL ASSETS</b>	<b>\$ 294,852</b>	<b>\$ 286,067</b>
<b>LIABILITIES</b>		
<b>Current</b>		
Accounts payable and accrued liabilities (Note 12)	\$ 7,162	\$ 4,828
Current portion of lease liability	46	158
Flow-through share premium liability (Note 13)	977	1,225
Provision for environmental remediation (Note 6(b))	1,756	-
Option – PC Gold (Note 7)	3,974	4,576
Current portion of other liabilities (Note 6(a) & 10)	400	400
<b>Total current liabilities</b>	<b>14,315</b>	<b>11,187</b>
<b>Non-current</b>		
Lease liability	175	14
Provision for environmental remediation (Note 6(b))	1,279	1,500
Provision for Pickle Crow reclamation funding (Note 7)	151	151
Silver Stream derivative liability (Note 11)	34,414	34,295
Other liabilities (Note 6(a) & 10)	76	526
<b>Total non-current liabilities</b>	<b>36,095</b>	<b>36,486</b>
<b>TOTAL LIABILITIES</b>	<b>\$ 50,410</b>	<b>\$ 47,673</b>
<b>SHAREHOLDERS' EQUITY</b>		
Share capital (Note 14)	373,630	354,913
Warrant and share-based payment reserve (Note 14)	57,113	53,623
Accumulated other comprehensive loss	(5,406)	(4,561)
Accumulated deficit	(180,895)	(165,581)
<b>Total shareholders' equity</b>	<b>244,442</b>	<b>238,394</b>
<b>TOTAL LIABILITIES AND SHAREHOLDERS' EQUITY</b>	<b>\$ 294,852</b>	<b>\$ 286,067</b>
Nature of Operations and Going Concern (Note 1)		
Subsequent Events (Note 22)		

The consolidated financial statements were approved by the Board of Directors:

Signed: "Keith Neumeier", Director

Signed: "Raymond Polman", Director

The accompanying notes are an integral part of these consolidated financial statements.

**FIRST MINING GOLD CORP.****CONSOLIDATED STATEMENTS OF NET LOSS AND COMPREHENSIVE LOSS**

FOR THE YEARS ENDED DECEMBER 31, 2024 AND 2023

(Presented in thousands of Canadian dollars unless otherwise noted)

	Year ended December 31,	
	2024	2023
<b>OPERATING EXPENSES</b> (Note 15)		
General and administration	\$ 4,673	\$ 5,280
Exploration and evaluation	794	787
Investor relations and marketing communications	1,540	1,279
Corporate development and due diligence	783	708
Impairment of non-current assets (Note 6(c))	11,955	1,545
Loss from operational activities	(19,745)	(9,599)
<b>OTHER ITEMS</b>		
Gain on disposal of asset	-	(7,280)
Interest and other income	(1,178)	(941)
Investments fair value loss	13	-
Foreign exchange (gain)/loss	(263)	127
Other expenses	132	108
Provision for reclamation estimate recovery	-	(1,021)
Fair value loss on Silver Stream liability (Note 11)	119	7,124
Fair value gain on PC Gold Option (Note 7)	(602)	(640)
<b>Loss before income taxes</b>	<b>\$ (17,966)</b>	<b>\$ (7,076)</b>
Deferred income tax recovery	2,047	1,575
Equity gain/(loss) of equity accounted investments (Note 7,8,9)	605	(1,536)
<b>Net loss for the period</b>	<b>\$ (15,314)</b>	<b>\$ (7,036)</b>
<b>OTHER COMPREHENSIVE LOSS</b>		
<i>Items that will not be reclassified to net loss:</i>		
Investments fair value loss	(845)	(78)
<i>Items that are or may be reclassified to net loss:</i>		
Currency translation adjustment of foreign subsidiaries	-	(146)
Other comprehensive loss	(845)	(224)
<b>Net loss and other comprehensive loss for the period</b>	<b>\$ (16,159)</b>	<b>\$ (7,260)</b>
Loss per share		
Basic and Diluted	\$ (0.02)	\$ (0.01)
<b>Weighted average number of shares outstanding</b>		
Basic	971,527,681	826,998,665
Diluted	975,774,511	826,998,665

*The accompanying notes are an integral part of these consolidated financial statements.*

**FIRST MINING GOLD CORP.**  
CONSOLIDATED STATEMENTS OF CASH FLOWS  
FOR THE YEARS ENDED DECEMBER 31, 2024 AND 2023  
(Presented in thousands of Canadian dollars unless otherwise noted)

	Year ended December 31,	
	2024	2023
<b>Cash flows from operating activities</b>		
Net loss for the period	\$ (15,314)	\$ (7,036)
Adjustments for:		
Share-based payments (Note 14 (d))	1,619	1,592
Depreciation	486	479
(Gain)/loss on sale of asset	13	(570)
Impairment of non-current asset (Note 6 (c))	11,955	1,545
Gain on investment reclassification	(145)	-
Gain on sale of royalty	-	(6,710)
Fair value loss on Silver Stream derivative liability (Note 11)	119	7,124
Accrued interest receivable	(24)	(53)
Other expenses	719	141
Unrealized foreign exchange (gain)/loss	(222)	81
Deferred income tax recovery	(2,047)	(1,576)
Provision for reclamation recovery estimate	-	(1,021)
Equity and dilution loss on equity accounted investments (gain)/loss	(605)	1,536
Fair value gain on PC Gold Option	(602)	(640)
<b>Operating cash flows before movements in working capital</b>	<b>(4,048)</b>	<b>(5,108)</b>
Net change in non-cash working capital items:		
(Increase)/decrease in accounts and other receivables	(280)	52
Decrease in prepaid expenditures	63	81
Increase/(decrease) in accounts payables and accrued liabilities	313	(97)
<b>Total cash used in operating activities</b>	<b>\$ (3,952)</b>	<b>\$ (5,072)</b>
<b>Cash flows from investing activities</b>		
Mineral property expenditures (Note 6)	(20,777)	(18,193)
Proceeds from sale of marketable securities and investments (Note 4, 8, 9)	3,228	2,322
Proceeds from sale of mineral property	-	265
Property and equipment purchases	(218)	(349)
Proceeds from sale of royalties	-	4,680
Cash expended in acquisitions of mineral properties	(100)	-
Reclamation bond	-	(40)
<b>Total cash used by investing activities</b>	<b>\$ (17,867)</b>	<b>\$ (11,315)</b>
<b>Cash flows from financing activities</b>		
Gross proceeds from private placements (Note 14 (b))	6,950	15,833
Private placements share issuance cost	(411)	(550)
Gross proceeds from bought deal financing (Note 14 (b))	8,050	-
Bought deal financing share issuance cost	(887)	-
Proceeds from non-brokered private placement (Note 14 (b))	7,353	-
Non-brokered private placement share issuance cost	(149)	-
Repayment of lease liability	(142)	(143)
Finance costs paid for lease liability	(27)	(25)
<b>Total cash provided in financing activities</b>	<b>\$ 20,737</b>	<b>\$ 15,115</b>
Foreign exchange effect on cash	222	(75)
<b>Change in cash and cash equivalents</b>	<b>(860)</b>	<b>(1,347)</b>
<b>Cash and cash equivalents, beginning</b>	<b>12,211</b>	<b>13,558</b>
<b>Cash and cash equivalents, ending</b>	<b>\$ 11,351</b>	<b>\$ 12,211</b>
Cash	8,904	9,999
Term deposits	2,447	2,212
<b>Cash and cash equivalents, ending</b>	<b>\$ 11,351</b>	<b>\$ 12,211</b>

*The accompanying notes are an integral part of these consolidated financial statements.*

**FIRST MINING GOLD CORP.**
**CONSOLIDATED STATEMENTS OF CHANGES IN EQUITY**
**FOR YEARS ENDED DECEMBER 31, 2024 AND 2023**

(Presented in thousands of Canadian dollars, except share and per share amounts)

	Number of common shares	Share capital	Warrant reserve	Share-based payment reserve	Accumulated other comprehensive income (loss)	Accumulated deficit	Total
<b>Balance as at December 31, 2022</b>	<b>802,226,149</b>	<b>\$ 340,963</b>	<b>\$ 25,063</b>	<b>\$ 24,526</b>	<b>\$ (4,337)</b>	<b>\$ (158,545)</b>	<b>\$ 227,670</b>
Proceeds from private placements	105,179,519	14,443	1,390	-	-	-	15,833
Flow through share premium liability	-	(1,759)	-	-	-	-	(1,759)
Share issuance cost	-	(550)	-	-	-	-	(550)
Shares issued on acquisition of mineral properties and property, plant and equipment	8,245,377	1,566	-	80	-	-	1,646
Settlement of restricted share units	763,330	250	-	(250)	-	-	-
Share-based payments	-	-	-	2,814	-	-	2,814
Loss for the period	-	-	-	-	-	(7,036)	(7,036)
Other comprehensive income/(loss)	-	-	-	-	(224)	-	(224)
<b>Balance as at December 31, 2023</b>	<b>916,414,375</b>	<b>\$ 354,913</b>	<b>\$ 26,453</b>	<b>\$ 27,170</b>	<b>\$ (4,561)</b>	<b>\$ (165,581)</b>	<b>\$ 238,394</b>
Proceeds from private placement (Note 14(b))	41,212,121	6,950	-	-	-	-	6,950
Share issued for finders' fee (Note 14(b))	2,740,376	345	-	-	-	-	345
Private placement share issuance cost (Note 14(b))	-	(411)	-	-	-	-	(411)
Flow-through share premium liability	-	(1,798)	-	-	-	-	(1,798)
Proceeds from bought deal financing (Note 14(b))	59,629,800	7,114	936	-	-	-	8,050
Bought deal financing share issuance cost	-	(784)	(103)	-	-	-	(887)
Proceeds from non-brokered private placement	54,463,706	6,523	830	-	-	-	7,353
Non-brokered private placement share issuance cost	-	(132)	(17)	-	-	-	(149)
Shares issued on acquisition of mineral properties and property, plant and equipment (Note 6 & 10)	4,309,201	636	-	(198)	-	-	438
Settlement of restricted share units	1,094,168	274	-	(274)	-	-	-
Share-based payments	-	-	-	2,316	-	-	2,316
Loss for the period	-	-	-	-	-	(15,314)	(15,314)
Other comprehensive loss	-	-	-	-	(845)	-	(845)
<b>Balance as at December 31, 2024</b>	<b>1,079,863,747</b>	<b>\$ 373,630</b>	<b>\$ 28,099</b>	<b>\$ 29,014</b>	<b>\$ (5,406)</b>	<b>\$ (180,895)</b>	<b>\$ 244,442</b>

*The accompanying notes are an integral part of these consolidated financial statements.*

**FIRST MINING GOLD CORP.****NOTES TO THE CONSOLIDATED FINANCIAL STATEMENTS**

(Presented in Canadian dollars unless otherwise noted, tabular amounts are presented in thousands of Canadian dollars except for number of shares and per share amount)

---

**1. NATURE OF OPERATIONS AND GOING CONCERN**

First Mining Gold Corp. (the "Company" or "First Mining") is a public company which is listed on the Toronto Stock Exchange (the "TSX") under the symbol "FF", on the OTCQX" under the symbol "FFMGF", and on the Frankfurt Stock Exchange under the symbol "FMG". The Company's head office and principal address is Suite 2070 – 1188 West Georgia Street, Vancouver, British Columbia, Canada, V6E 4A2.

First Mining was incorporated on April 4, 2005 and changed its name to First Mining Gold Corp. in January 2018.

First Mining is advancing a portfolio of gold projects in Canada, with the most advanced projects being the Springpole Gold Project in northwestern Ontario and the Duparquet Gold Project in the Abitibi region of Québec. First Mining's portfolio of gold projects in eastern Canada also includes the Cameron project. In addition, the Company holds a 30% interest in PC Gold Inc., the legal entity which holds the Pickle Crow gold project which is being advanced by FireFly Metals Ltd. ("FireFly Metals"), and a 20% direct project interest in the Hope Brook Project.

**Going Concern**

The Company's annual consolidated financial statements ("financial statements") have been prepared on a going concern basis, which contemplates that the Company will be able to continue its operations for at least twelve months from December 31, 2024 and will be able to realize its assets and discharge its liabilities and commitments in the normal course of business. The Company has not generated revenue from operations to date and will require additional financing or outside participation to undertake further advanced exploration of its mineral properties. Future operations of the Company are dependent upon its ability to raise additional equity financing and maintain sufficient working capital and upon future production or proceeds from the dispositions of its mineral property interests.

As of December 31, 2024, the Company had cash and cash equivalents of \$11,351,000 (December 31, 2023 - \$12,211,000), working capital of \$744,000 (December 31, 2023 - \$2,162,000) which is calculated as current assets less current liabilities, and accumulated a deficit of \$180,895,000 (December 31, 2023 - \$165,581,000). During the year ended December 31, 2024, the Company raised combined total proceeds of \$20,906,000 through non-brokered private placement financings and a bought deal public offering (see Note 14) to support its working capital position. The Company had a working capital balance of \$4,718,000, excluding the 10% Option on PC Gold with Firefly from current liabilities, as it does not require a cash outlay. An unspent flow-through expenditure of \$4,197,000 (December 31, 2023 – \$3,482,000) is required to be spent by December 31, 2025.

For the year ended December 31, 2024, the Company incurred a net loss of \$15,314,000 (December 31, 2023 – \$7,036,000) and used cash of \$3,952,000 (December 31, 2023 - \$5,072,000) in operating activities. The Company's operations to date have been financed by the issuance of common shares, sale of investments, assets, and royalties, and the exercise of stock options. The continuing operations of the Company are dependent upon its ability to continue to raise adequate financing and liquidate its investments as necessary. There can be no assurance that the Company will be able to continue to secure additional financings in the future, and if they are secured, that they would be on terms that are favourable. This gives rise to a material uncertainty that may raise substantial doubt about the Company's ability to continue as a going concern.

These financial statements do not give effect to any adjustments to the carrying values of the assets and liabilities, the reported expenses, and the statements of financial position classifications used that would be necessary should the Company be unable to continue as going concern. Such adjustments could be material.



**FIRST MINING GOLD CORP.****NOTES TO THE CONSOLIDATED FINANCIAL STATEMENTS**

(Presented in Canadian dollars unless otherwise noted, tabular amounts are presented in thousands of Canadian dollars except for number of shares and per share amount)

**2. BASIS OF PRESENTATION**

These financial statements have been prepared in accordance with International Financial Reporting Standards as issued by the International Accounting Standards Board ("IFRS Accounting Standards").

These financial statements have been prepared on a historical cost basis, except for financial instruments classified as fair value through profit and loss or fair value through other comprehensive income (loss), which are stated at their fair value. The financial statements are presented in thousands of Canadian dollars, unless otherwise noted, and tabular amounts are presented in thousands of Canadian dollars. These consolidated annual financial statements include the accounts of the Company and its subsidiaries. The functional currency of the Company and its subsidiaries is the Canadian dollar.

The accounts of material subsidiaries are prepared for the same reporting period as the parent company. All subsidiaries apply consistent accounting policies. Inter-company transactions, balances and unrealized gains or losses on transactions are eliminated. The following table highlights the Company's material subsidiaries with their projects:

Name of the subsidiary	Ownership Percentage	Project	Location
Gold Canyon Resources Inc.	100%	Springpole Gold Project ("Springpole") Birch-Uchi Projects ("Birch-uchi")	Northwestern Ontario, Canada
Duparquet Gold Mines Inc.	100%	Duparquet Gold Project ("Duparquet") Central Duparquet ("Duparquet") Duquesne Gold Project ("Duquesne") Pitt Gold Project ("Pitt")	Québec, Canada

These financial statements were approved by the Board of Directors on March 28, 2025.

**3. MATERIAL AND OTHER ACCOUNTING POLICIES**

These financial statements have been prepared using the following accounting policies:

**a) Financial Instruments****(i) Classification**

The Company classifies its financial instruments in the following categories: at fair value through profit and loss ("FVTPL"), at fair value through other comprehensive income (loss) ("FVTOCI") or at amortized cost. The Company determines the classification of financial assets at initial recognition. The classification of debt instruments is driven by the Company's business model for managing the financial assets and their contractual cash flow characteristics. Equity instruments that are held for trading are classified as FVTPL. For other equity instruments, at the time of acquisition the Company can make an irrevocable election (on an instrument-by-instrument basis) to designate them as at FVTOCI. Financial liabilities are measured at amortized cost, unless they are required to be measured at FVTPL (such as instruments held for trading or derivatives), or the Company has opted to measure them at FVTPL.

**(ii) Measurement****Financial assets at FVTOCI**

Investments in equity instruments designated at FVTOCI are initially recognized at fair value plus transaction costs. Subsequently they are measured at fair value, with gains and losses recognized in other comprehensive income (loss).

**FIRST MINING GOLD CORP.**

**NOTES TO THE CONSOLIDATED FINANCIAL STATEMENTS**

(Presented in Canadian dollars unless otherwise noted, tabular amounts are presented in thousands of Canadian dollars except for number of shares and per share amount)

---

**3. MATERIAL AND OTHER ACCOUNTING POLICIES (continued)**

Financial assets and liabilities at amortized cost

Financial assets and liabilities at amortized cost are initially recognized at fair value plus or minus transaction costs, respectively, and subsequently carried at amortized cost less any impairment.

Financial assets and liabilities at FVTPL

Financial assets and liabilities carried at FVTPL are initially recorded at fair value and transaction costs are expensed in the consolidated statements of net (loss) income. Realized and unrealized gains and losses arising from changes in the fair value of the financial assets and liabilities held at FVTPL are included in the consolidated statements of net (loss) income in the period in which they arise. Where management elected to recognize a financial liability at FVTPL, any changes associated with the Company's own credit risk will be recognized in other comprehensive income (loss).

**(iii) Impairment of financial assets at amortized cost**

The Company recognizes a loss allowance for expected credit losses on financial assets that are measured at amortized cost.

At each reporting date, the Company measures the loss allowance for a financial asset at an amount equal to the lifetime expected credit losses if the credit risk on the financial asset has increased significantly since initial recognition. If at the reporting date, the credit risk on the financial asset has not increased significantly since initial recognition, the Company measures the loss allowance for the financial asset at an amount equal to the twelve month expected credit losses. The Company recognizes profit or loss, as an impairment gain or loss, the amount of expected credit losses (or reversal) that is required to adjust the loss allowance at the reporting date to the amount that is required to be recognized.

**(iv) Derecognition**

Financial assets

The Company derecognizes financial assets only when the contractual rights to cash flows from the financial assets expire, or when it transfers the financial assets and substantially all of the associated risks and rewards of ownership to another entity. Gains and losses on derecognition are generally recognized in Profit or loss. However, gains and losses on derecognition of financial assets classified as FVTOCI remain within accumulated other comprehensive income (loss).

Financial liabilities

The Company derecognizes financial liabilities only when its obligations under the financial liabilities are discharged, cancelled or expired. Generally, the difference between the carrying amount of the financial liability derecognized and the consideration paid and payable, including any non-cash assets transferred or liabilities assumed, is recognized in profit or loss.

**b) Cash and Cash Equivalents**

Cash and cash equivalents include cash and short-term deposits that are readily convertible to known amounts of cash and which are subject to an insignificant risk of changes in value. The carrying amounts of cash and cash equivalents approximate fair value due to the short-term maturities of these instruments.

**FIRST MINING GOLD CORP.**

**NOTES TO THE CONSOLIDATED FINANCIAL STATEMENTS**

(Presented in Canadian dollars unless otherwise noted, tabular amounts are presented in thousands of Canadian dollars except for number of shares and per share amount)

---

**3. MATERIAL AND OTHER ACCOUNTING POLICIES (continued)**

**c) Mineral Properties**

Once the legal right to explore a property has been acquired, costs directly related to exploration and evaluation expenditures are recognized and capitalized, in addition to the acquisition costs. These direct expenditures include such costs as mineral concession taxes, option payments, wages and salaries, surveying, geological consulting and laboratory costs, field supplies, travel and administration. Costs not directly attributable to exploration and evaluation activities, including general administrative overhead costs, are expensed in the period in which they are incurred.

The Company may occasionally enter into option or royalty arrangements, whereby the Company will transfer part of its mineral properties, as consideration, for an agreement by the transferee to meet certain exploration and evaluation expenditures which would have otherwise been undertaken by the Company. Any cash consideration received from the agreement is credited against the costs previously capitalized to the mineral interest given up by the Company, with any excess cash accounted for as a gain on disposal.

The Company assesses exploration and evaluation assets for impairment when facts and circumstances suggest that the carrying amount of an asset may exceed its recoverable amount. The recoverable amount is the higher of the asset's fair value less costs to sell and value in use.

Once the technical feasibility and commercial viability of extracting a mineral resource has been determined, the property is considered to be a mine under development and is classified as 'mines under construction'. Exploration and evaluation assets are tested for impairment before the assets are transferred to mineral properties and mine development costs.

**d) Impairment of Non-Financial Assets**

Mineral properties are subject to impairment tests whenever events or changes in circumstances indicate that their carrying amount may not be recoverable. Where the carrying value of an asset exceeds its recoverable amount, which is the higher of value in use and fair value less costs to sell, the asset is written down accordingly. Any impairment loss is charged to profit or loss.

For the purposes of assessing impairment, assets are grouped at the lowest levels for which there are largely independent cash flows (cash-generating units). As a result, some assets may be tested individually for impairment, and some are tested at a cash-generating unit level.

Impairment reviews for the Company's exploration and evaluation stage mineral properties are carried out on a property by property basis, with each property representing a single cash generating unit. An impairment review for an exploration and evaluation asset is undertaken when indicators of impairment arise, but typically when one of the following circumstances apply:

- The right to explore the area has expired or will expire in the near future with no expectation of renewal;
- Substantive expenditure on further exploration for and evaluation of mineral resources in the area is neither planned nor budgeted;
- No commercially viable deposits have been discovered, and the decision had been made to discontinue exploration in the area; and
- Sufficient work has been performed to indicate that the carrying amount of the expenditure carried as an asset will not be fully recovered.

**FIRST MINING GOLD CORP.****NOTES TO THE CONSOLIDATED FINANCIAL STATEMENTS**

(Presented in Canadian dollars unless otherwise noted, tabular amounts are presented in thousands of Canadian dollars except for number of shares and per share amount)

---

**3. MATERIAL AND OTHER ACCOUNTING POLICIES (continued)****e) Property and Equipment**

Property and equipment are recorded at cost less accumulated depreciation and accumulated impairment losses. The initial cost of an asset comprises its purchase price or construction cost, any costs directly attributable to bringing the asset into operation and, where applicable, the initial estimation of any asset retirement obligation. The purchase price or construction cost is the aggregate amount paid and the fair value of any other consideration given to acquire the asset.

Depreciation is recognized in profit or loss on a straight-line basis over the following estimated useful lives:

Buildings	10 years
Machinery and equipment	5 years
Furniture and fixtures	5 years
Vehicles	5 years
Computer equipment	3 years
Computer software	1 year

Depreciation methods, useful lives and residual values are reviewed at each financial year-end and adjusted if appropriate.

**f) Environmental Reclamation Provision**

The Company is subject to various government laws and regulations relating to environmental disturbances caused by exploration and evaluation activities. The present value of the estimated costs of legal and constructive obligations required to restore the exploration sites is recognized in the year in which the obligation is incurred. The nature of the reclamation activities includes restoration and revegetation of the affected exploration sites.

When a liability is recognized, the present value of the estimated costs (discounted using a risk-free rate) is capitalized by increasing the carrying amount of the related exploration property. Over time, the discounted liability is increased for the changes in present value based on current market discount rates and liability specific risks.

Additional environmental disturbances or changes in reclamation costs will be recognized as additions to the corresponding assets and reclamation provision in the period in which they occur.

**g) Income Taxes**

Income tax expense comprises current and deferred tax. Current tax and deferred tax are recognized in net income except to the extent that it relates to a business combination or items recognized directly in equity or in other comprehensive loss.

Current income taxes are recognized for the estimated income taxes payable or receivable on taxable income or loss for the current year and any adjustment to income taxes payable in respect of previous years. Current income taxes are determined using tax rates and tax laws that have been enacted or substantively enacted by the year-end date.

Deferred tax assets and liabilities are recognized where the carrying amount of an asset or liability differs from its tax base, except for taxable temporary differences arising on the initial recognition of goodwill and temporary differences arising on the initial recognition of an asset or liability in a transaction which is not a business combination and at the time of the transaction affects neither accounting nor taxable profit or loss.

**FIRST MINING GOLD CORP.****NOTES TO THE CONSOLIDATED FINANCIAL STATEMENTS**

(Presented in Canadian dollars unless otherwise noted, tabular amounts are presented in thousands of Canadian dollars except for number of shares and per share amount)

---

**3. MATERIAL AND OTHER ACCOUNTING POLICIES (continued)**

Recognition of deferred tax assets for unused tax losses, tax credits and deductible temporary differences is restricted to those instances where it is probable that future taxable profit will be available against which the deferred tax asset can be utilized. The Company recognizes a previously unrecognized deferred tax asset to the extent that it has become probable that future taxable profit will allow the deferred tax asset to be recovered.

**h) Share Capital**

Equity instruments are contracts that give a residual interest in the net assets of the Company. Financial instruments issued by the Company are classified as equity only to the extent that they do not meet the definition of a financial liability or financial asset. The Company's common shares are classified as equity instruments.

Incremental costs directly attributable to the issue of new shares or options are shown in equity as a deduction, net of tax, from the proceeds.

Consideration received from financings involving units consisting of common shares and warrants is allocated to the share capital and the warrant reserve accounts using the relative fair value method. As prescribed by this method, the consideration is allocated to the value of share capital and warrant reserve on a pro rata basis.

**i) Loss per Share**

Basic loss per share is calculated by dividing the net loss for the period by the weighted average number of shares outstanding during the year. Diluted loss per share is calculated using the treasury stock method. Under the treasury stock method, the weighted average number of shares outstanding used in the calculation of diluted income or loss per share assumes that the deemed proceeds received from the exercise of stock options, share purchase warrants and their equivalents would be used to repurchase common shares of the Company at the average market price during the year, if they are determined to have a dilutive effect. In periods when the Company has generated a net loss, stock options and share purchase warrants are not included in the computation of diluted loss per share as they are anti-dilutive.

**j) Share-based Payments**Stock options

Where equity-settled share options are granted to employees, the fair value of the options at the date of grant, measured using the Black-Scholes option pricing model, is charged to the statement of comprehensive loss or capitalized to mineral properties over the vesting period using the graded vesting method. Performance vesting conditions are taken into account by adjusting the number of equity instruments expected to vest at each reporting date so that, ultimately, the cumulative amount recognized over the vesting period is based on the number of options that eventually vest. Charges for options that are forfeited before vesting are reversed from share-based payment reserve.

Where equity-settled share options are granted to non-employees, they are measured at the fair value of the goods or services received. However, if the value of goods or services received in exchange for the options cannot be reliably estimated, the options are measured using the Black-Scholes option pricing model.

Performance share units

The fair value of performance share units ("PSUs") is measured using a Monte Carlo simulation model, based upon several assumptions, including share price volatility, the Company's share performance and the Company's share performance in relation to its peers (See Note 14(g)). The cost is recorded over the vesting period within equity until settled.

**FIRST MINING GOLD CORP.**

**NOTES TO THE CONSOLIDATED FINANCIAL STATEMENTS**

(Presented in Canadian dollars unless otherwise noted, tabular amounts are presented in thousands of Canadian dollars except for number of shares and per share amount)

---

**3. MATERIAL AND OTHER ACCOUNTING POLICIES (continued)**

Deferred share units and restricted share units

Deferred share units ("DSUs") and restricted share units ("RSUs") are measured based on the fair value at the grant date. The cost is recorded over the vesting period within equity until settled. Equity-settled awards are not remeasured subsequent to the initial grant date.

All equity-settled share-based payments are reflected in the share-based payment reserve, until exercised. Upon exercise, shares are issued from treasury and the amount reflected in share-based payment reserve is credited to share capital, together with any consideration received.

**k) Leases**

The Company recognizes a right-of-use asset and a corresponding lease liability with respect to all lease arrangements in which it is the lessee, except for short-term leases (defined as leases with a lease term of 12 months or less) and leases of low value assets. For new leases, a right-of-use asset is initially measured at the amount of the liability plus any initial direct costs. After lease commencement, the lessee shall measure the right-of-use asset at cost less accumulated depreciation and accumulated impairment.

**l) Segment Reporting**

Operating segments are reported in a manner consistent with the internal reporting provided to the chief operating decision-maker. The chief operating decision-maker is responsible for allocating resources and assessing performance of the operating segment.

**m) Investments in associates**

An associate is an entity over which the Company has significant influence, and which is neither a subsidiary nor a joint arrangement.

The Company has significant influence over an entity when it has the power to participate in the financial and operating policy decisions of the associate but does not have control or joint control.

Under the equity method, the Company's investment in the common shares of the associate is initially recognized at cost and subsequently increased or decreased to recognize the Company's share of net income and losses of the associate, after any adjustments necessary to give effect to uniform accounting policies, any other movement in the associate's reserves, and for impairment losses after the initial recognition date. The Company's share of income and losses of the associate is recognized in net income during the period.

Dividends and repayment of capital received from an associate are accounted for as a reduction in the carrying amount of the Company's investment.

At the end of each reporting period, the Company assesses whether there is any objective evidence that an investment in an associate is impaired. Objective evidence includes observable data indicating there is a measurable decrease in the estimated future cash flows of the investee's operations. A significant or prolonged decline in the fair value of an equity investment below its cost is also objective evidence of impairment. When there is objective evidence that an investment is impaired, the carrying amount of such investment is compared to its recoverable amount, being the higher of its fair value less costs of disposal and value-in-use.

**FIRST MINING GOLD CORP.****NOTES TO THE CONSOLIDATED FINANCIAL STATEMENTS**

(Presented in Canadian dollars unless otherwise noted, tabular amounts are presented in thousands of Canadian dollars except for number of shares and per share amount)

---

**3. MATERIAL AND OTHER ACCOUNTING POLICIES (continued)**

If the recoverable amount of an investment is less than its carrying amount, the carrying amount is reduced to its recoverable amount and an impairment loss is recognized in the period in which the relevant circumstances are identified. When an impairment loss reverses in a subsequent period, the carrying amount of the investment is increased to the revised estimate of recoverable amount to the extent that the increased carrying amount does not exceed the carrying amount that would have been determined had an impairment loss not been previously recognized. A reversal of an impairment loss is recognized in net income in the period in which the reversal occurs.

**n) Accounting Policy Judgements and Estimation Uncertainty**

The Company's management makes judgments in its process of applying the Company's accounting policies in the preparation of its consolidated financial statements. In addition, the preparation of the financial data requires the Company's management to make estimates of the impacts of uncertain future events on the carrying amounts of the Company's assets and liabilities at the end of the reporting period, and the reported amounts of revenues and expenses during the reporting period. Actual results may differ from those estimates as the estimation process is inherently uncertain. Estimates are reviewed on an ongoing basis based on historical experience and other factors that are considered relevant under the circumstances. Revisions to estimates and the resulting impacts on the carrying amounts of the Company's assets and liabilities are accounted for prospectively.

The following discusses accounting policy judgments and the sources of estimation uncertainty:

**(i) Accounting Policy Judgements****Mineral Property Impairment Indicators**

In accordance with the Company's accounting policy for mineral properties, exploration and evaluation expenditures on mineral properties are capitalized. There is no certainty that the expenditures made by the Company in the exploration of its property interests will result in discoveries of commercial quantities of minerals. The Company applies judgment to determine whether indicators of impairment exist for these capitalized costs.

Management uses several criteria in making this assessment, including the period for which the Company has the right to explore, expected renewals of exploration rights, whether substantive expenditures on further exploration and evaluation of mineral properties are budgeted, and evaluation of the results of exploration and evaluation activities up to the reporting date.

**(ii) Accounting Policy Judgement and Estimate Uncertainty****Impairment assessments for Investments in Associates**

With respect to its investments in associates, the Company is required to make estimates and judgments about future events and circumstances and whether the carrying amount of the asset exceeds its recoverable amount. Recoverability depends on various factors, including the identification of economic recoverability of reserves at each associate's exploration properties, the ability of each associate to obtain the necessary financing to complete the development, and future profitable production or proceeds from the disposition of the underlying shares of the associate companies. The publicly quoted share price of an associate, where applicable, is also a source of objective evidence about the recoverable amount of the equity investment.

**FIRST MINING GOLD CORP.****NOTES TO THE CONSOLIDATED FINANCIAL STATEMENTS**

(Presented in Canadian dollars unless otherwise noted, tabular amounts are presented in thousands of Canadian dollars except for number of shares and per share amount)

---

**3. MATERIAL AND OTHER ACCOUNTING POLICIES (continued)****(iii) Estimation Uncertainty****Fair Value of Silver Stream Derivative Liability**

The determination of the fair value of the Silver Stream is an area of significant estimation uncertainty. The fair value is calculated by utilising a Monte Carlo simulation valuation model. A Monte Carlo valuation model relies on random sampling and is often used when modeling cash flows with many inputs and where there is significant uncertainty in the future value of inputs and where the movement of the inputs can be independent of each other ( see Note 20). The key inputs used in the Silver Stream fair value calculation are further disclosed in Note 11. Changes in the inputs to the valuation model may result in material changes in the fair value of the silver stream derivative liability and the amount of fair value gains or losses recognized in profit or loss in future periods.

**Fair Value of the Option – PC Gold**

The Company has made assumptions when estimating the fair value of the PC Gold option liability which arises under the terms of the Earn-In Agreement described in Note 7. As there is no observable market data which can be used to determine the fair value of the Option – PC Gold liability, management uses property specific and market-based information to determine whether a significant change in the fair value of the option liability has occurred. The specific assumptions made are disclosed in Note 7. Changes in these assumptions can significantly affect the fair value estimate.

**o) IFRS Accounting Standards Issued but Not Yet Applied**

Certain new accounting standards and interpretations have been published that are either applicable in the current year or not mandatory for the current period. We have assessed these standards, including Amendments to IAS 1 – Non-current Liabilities with Covenants, and determined they do not have a material impact on the Company in the current reporting period. In addition, the following standards have been issued by the International Accounting Standards Board (“IASB”) and we are currently assessing the impact on our consolidated financial statements.

- Amendments to the Classification and Measurement of Financial Instruments (IFRS 9 and IFRS 7) with mandatory application of the standard in annual reporting periods beginning on or after January 1, 2026.
- IFRS 18 Presentation and Disclosure in Financial Statements with mandatory application of the standard in annual reporting periods beginning on or after January 1, 2027.

No standards have been early adopted in the current period and are expected to have a material impact on the Company’s consolidated financial statements.



**FIRST MINING GOLD CORP.****NOTES TO THE CONSOLIDATED FINANCIAL STATEMENTS**

(Presented in Canadian dollars unless otherwise noted, tabular amounts are presented in thousands of Canadian dollars except for number of shares and per share amount)

**4. MARKETABLE SECURITIES**

The Company's marketable securities are classified as FVTOCI and are carried at fair value. The movements in marketable securities during the year ended December 31, 2024 and 2023 are summarized as follows:

	<b>Total Marketable Securities (FVTOCI)</b>
<b>Balance as at December 31, 2022</b>	<b>\$ 184</b>
Additions	2,479
Disposals	(2,322)
Loss recorded in other comprehensive income/(loss)	(78)
<b>Balance as at December 31, 2023</b>	<b>\$ 263</b>
Additions	3,402
Disposals	(432)
Loss recorded in other comprehensive income/(loss)	(845)
<b>Balance as at December 31, 2024</b>	<b>\$ 2,388</b>

The Company owns securities of publicly traded companies. The investments where the Company does not have significant influence are classified as marketable securities which are designated as FVTOCI.

As the Company's holding of NexGold Mining Corp. ("NexGold", formerly Treasury Metals Inc.) shares decreased in Q2 2024, the Company no longer exerted significant influence over NexGold, resulting in the discontinuation of the equity method to account for the investment. In accordance with the Investor Rights Agreement between the Company and NexGold, dated August 7, 2020, once the Company's shareholding fell below 10.0%, it no longer had the right to appoint two members to the Technical Committee overseeing the project development of the consolidated assets. The Company consequently reclassified the investment as marketable securities as of May 6, 2024 (see Note 8).

As of December 31, 2024, the Company held common shares of NexGold Mining Corp., Grid Metals Corp. and Patriot Lithium Limited.

**5. PREPAID EXPENSES AND OTHER RECEIVABLES**

	<b>December 31, 2024</b>	<b>December 31, 2023</b>
GST and HST receivables	\$ 694	\$ 344
Other receivables	111	156
Prepaid expenses	515	375
	<b>\$ 1,320</b>	<b>\$ 875</b>

**FIRST MINING GOLD CORP.**
**NOTES TO THE CONSOLIDATED FINANCIAL STATEMENTS**

(Presented in Canadian dollars unless otherwise noted, tabular amounts are presented in thousands of Canadian dollars except for number of shares and per share amount)

**6. MINERAL PROPERTIES**

As at December 31, 2024 and 2023, the Company had the following mineral properties:

	Springpole	Birch-Uchi (Note 6(a))	Duparquet (Note 6(b))	Cameron	Hope Brook (Note 6(c))	Others	Total
<b>Balance December 31, 2023</b>	<b>\$ 138,957</b>	<b>\$ 7,983</b>	<b>\$ 48,594</b>	<b>\$ 32,848</b>	<b>\$ 15,852</b>	<b>\$ -</b>	<b>\$ 244,234</b>
Acquisition	-	450	-	-	-	-	450
Concessions, taxes and royalties	375	-	42	23	-	-	440
Salaries and share-based payments	1,899	775	1,384	124	-	-	4,182
Drilling, exploration, and technical consulting	1,140	790	1,817	19	-	-	3,766
Environmental, assaying, and field supplies	10,581	339	1,771	46	1	-	12,738
Travel and other expenses	1,285	109	176	6	-	-	1,576
<b>Total Expenditures</b>	<b>\$ 15,280</b>	<b>\$ 2,463</b>	<b>\$ 5,190</b>	<b>\$ 218</b>	<b>\$ 1</b>	<b>\$ -</b>	<b>\$ 23,152</b>
Tax recovery and option payments received	-	-	(107)	-	(800)	-	(907)
Impairment	-	-	-	-	(11,955)	-	(11,955)
Environmental remediation	-	-	1,535	-	-	-	1,535
<b>Balance December 31, 2024</b>	<b>\$ 154,237</b>	<b>\$ 10,446</b>	<b>\$ 55,212</b>	<b>\$ 33,066</b>	<b>\$ 3,098</b>	<b>\$ -</b>	<b>\$ 256,059</b>
	Springpole	Birch-Uchi (Note 6(a))	Duparquet (Note 6(b))	Cameron	Hope Brook (Note 6(c))	Others	Total
<b>Balance December 31, 2022</b>	<b>\$ 125,829</b>	<b>\$ 3,871</b>	<b>\$ 42,886</b>	<b>\$ 32,581</b>	<b>\$ 15,852</b>	<b>\$ 128</b>	<b>\$ 221,147</b>
Acquisition	1,192	450	513	-	-	-	2,155
Concessions, taxes and royalties	405	-	28	23	-	-	456
Salaries and share-based payments	2,509	862	1,293	111	-	-	4,775
Drilling, exploration, and technical consulting	1,654	1,080	1,146	22	-	-	3,902
Environmental, Assaying, and field supplies	6,464	1,143	2,570	85	-	-	10,262
Travel and other expenses	904	577	158	26	-	-	1,665
<b>Total Expenditures</b>	<b>\$ 13,128</b>	<b>\$ 4,112</b>	<b>\$ 5,708</b>	<b>\$ 267</b>	<b>\$ -</b>	<b>\$ -</b>	<b>\$ 23,215</b>
Option payments received	-	-	-	-	-	(128)	(128)
<b>Balance December 31, 2023</b>	<b>\$ 138,957</b>	<b>\$ 7,983</b>	<b>\$ 48,594</b>	<b>\$ 32,848</b>	<b>\$ 15,852</b>	<b>\$ -</b>	<b>\$ 244,234</b>

**FIRST MINING GOLD CORP.****NOTES TO THE CONSOLIDATED FINANCIAL STATEMENTS**

(Presented in Canadian dollars unless otherwise noted, tabular amounts are presented in thousands of Canadian dollars except for number of shares and per share amount)

---

**6. MINERAL PROPERTIES (continued)**

On February 21, 2023, the Company sold its non-core royalty portfolio to Elemental Altus Royalties Corp. ("Elemental Altus") for total consideration of approximately \$6.7 million, comprised of \$4.7 million in cash and 1,598,162 common shares of Elemental Altus. The royalty portfolio sale was comprised of 19 royalties across four countries and included a 2.0% NSR royalty on the Pickle Crow Gold Project and a 1.5% NSR royalty on the Hope Brook Gold Project. At the time of the sale, the carrying value of the royalty portfolio was nil, resulting in a realized gain equivalent to the consideration received.

The Company has various underlying agreements and commitments with respect to its mineral properties, which define annual or future payments in connection with royalty buy-backs or maintenance of property interests, the most significant of which are discussed below.

**a) Birch-Uchi Properties****(i) Swain Post property option**

On February 26, 2021, the Company entered into a three year earn-in agreement with Exiro Minerals Corp. ("Exiro") pursuant to which First Mining may earn a 100% interest in Exiro's Swain Post property ("Swain Post Property") in northwestern Ontario by making total cash and share payments of \$335,000 to Exiro during the term of the option, and by completing all assessment work requirements on the Swain Post Property during the three-year option term. During the year ended December 31, 2024, the Company issued 641,026 common shares valued at \$75,000 under the terms of the earn-in agreement. As of December 31, 2024, the Company has made total payments of \$335,000 comprised of \$60,000 in cash and issued common shares worth \$275,000 at the time of issuance and has exercised the option to own a 100% interest in Exiro's Swain Post Property.

**(ii) Swain Lake property option**

On April 28, 2021, the Company entered into an earn-in agreement with Whitefish Exploration Inc. ("Whitefish"), which gives First Mining the option to earn up to a 100% interest in Whitefish's Swain Lake project ("Swain Lake") in northwestern Ontario in two stages over a period of five years. First Mining may earn a 70% interest in Swain Lake by making cash payments totaling \$200,000 and share payments totaling \$425,000, and by incurring at least \$500,000 worth of expenditures on the Swain Lake Property during the first three years of the earn-in term. Upon completing the first stage of the earn-in, First Mining will hold a 70% interest in the Swain Lake Property and will have an additional period of two years within which to acquire the remaining 30% interest in the Swain Lake Property by paying \$1,000,000 in cash and issuing \$1,000,000 worth of First Mining common shares to Whitefish.

On April 5, 2024, the Company and Whitefish agreed to amend the earn-in agreement to amend the future cash and share payment requirements by issuing \$155,000 worth (based on market price at the time of issuance) of First Mining common shares to Whitefish on or before the third anniversary of the Closing Date of the original agreement. In Q2 2024, the Company issued 978,130 common shares valued at \$155,000, under the terms of the amended earn-in agreement. As a result, the Company completed its 3-year option agreement with Whitefish Exploration Inc. on the Swain Lake property, and 70% ownership of the property, which comprises 82 mining claims over an area of 1,656 hectares, was transferred to First Mining.

**(iii) Vixen properties acquisition**

On September 15, 2021, the Company entered into a three-year option agreement with ALX Resources Corp. ("ALX") pursuant to which First Mining may earn up to a 100% interest in ALX's Vixen North, Vixen South and Vixen West properties (the "Vixen Properties") in northwestern Ontario in two stages over a period of five years. First Mining may earn a 70% interest in the Vixen Properties by making cash payments totalling \$550,000 and share payments totalling \$400,000 to ALX during the initial three-year option term, and by incurring at least \$500,000 worth of expenditures on the property during the initial three-year option term.

**FIRST MINING GOLD CORP.****NOTES TO THE CONSOLIDATED FINANCIAL STATEMENTS**

(Presented in Canadian dollars unless otherwise noted, tabular amounts are presented in thousands of Canadian dollars except for number of shares and per share amount)

---

**6. MINERAL PROPERTIES (continued)**

On September 15, 2023, the Company and ALX agreed to amend the option agreement for the first stage of the earn-in to issue common shares instead of cash payment for future anniversary payments as follows:

- On or before the second anniversary of the Closing Date, the Company is to issue to ALX common shares of the Company's shares equal to \$175,000 (issued);
- On or before the third anniversary of the Closing Date, the Company is to issue to ALX common shares of the Company's shares equal to \$175,000 (issued);
- On or before the fourth anniversary of the Closing Date, the Company is to issue to ALX common shares of the Company's shares equal to \$100,000;
- On or before the fifth anniversary of the Closing Date, the Company to incur and fund expenditures on the property of not less than \$500,000.

Pursuant to the amended agreement, on September 12, 2024 the Company issued 1,290,045 common shares worth \$175,000. As of December 31, 2024, the Company has made payments of \$3,500,000 in cash and issued common shares worth \$550,000.

**(iv) Birch Lake properties acquisition**

On October 11, 2021, the Company entered into an earn-in agreement with Pelangio Exploration Inc. ("Pelangio") pursuant to which First Mining may earn up to an 80% interest in Pelangio's Birch Lake properties (the "Birch Lake Properties") in two stages over a period of six years. First Mining may earn a 51% interest in the Birch Lake Properties by making cash payments totaling \$350,000 and issuing in aggregate 1,300,000 First Mining common shares and by incurring at least \$1,750,000 worth of expenditures on the Birch Lake Properties during the first four years of the earn-in term. Upon completing the first stage of the earn-in, First Mining will hold a 51% interest in the Birch Lake Properties and will have an additional period of two years to acquire a further 29% interest in the Birch Lake Properties by paying \$400,000 to Pelangio in cash or issuing First Mining common shares, at First Mining's sole discretion, and by incurring an additional \$1,750,000 worth of expenditures on the Birch Lake Properties.

On October 12, 2023, the Company and Pelangio agreed to amend the earn-in agreement to amend the future cash and share payment requirements to have an additional period of 3 years to complete the first stage of the earn-in. Pursuant to the amended agreement, the Company paid \$10,000 in cash and issued 250,000 common shares during the three months ended December 31, 2023. On October 11, 2024, the Company made a cash payment of \$10,000 and issued 250,000 common shares to Pelangio on the first anniversary of the Closing Date of the amended earn-in agreement for Birch Lake properties. The agreement gives the Company the right to earn, through Gold Canyon, up to an 80% interest in Pelangio's Birch Lake and Birch Lake West properties. As of December 31, 2024, the Company has made payments of \$120,000 in cash and issued common shares worth \$187,500.

On January 13, 2023, a subsidiary of the Company acquired the net assets of a private Company associated with Birch Lake and Casummit Lake properties for a total consideration of \$600,000 cash and 3,500,000 of First Mining common shares. \$100,000 was paid prior to December 31, 2022, \$100,000 cash was paid on closing, with the remaining cash to be paid as follows:

- \$100,000 cash payable on the first anniversary of the Closing Date (paid).
- \$100,000 cash payable on the second anniversary of the Closing Date.
- \$200,000 cash payable on the third anniversary of the Closing Date.

2,000,000 common shares were issued on closing and the remaining shares will be issued as follows:

**FIRST MINING GOLD CORP.****NOTES TO THE CONSOLIDATED FINANCIAL STATEMENTS**

(Presented in Canadian dollars unless otherwise noted, tabular amounts are presented in thousands of Canadian dollars except for number of shares and per share amount)

---

**6. MINERAL PROPERTIES (continued)**

- 500,000 issued in January 2024, the first anniversary of the Closing Date.
- 1,000,000 common shares will be issued on the earlier of the third anniversary of closing and the date of a positive decision regarding the environmental assessment of the Springpole properties.

**(v) Stargazer properties acquisition**

On October 29, 2021, the Company entered into a three year earn-in agreement with a private individual pursuant to which First Mining may earn a 100% interest in the Stargazer concession and other properties ("Stargazer Properties") in northwestern Ontario by making cash and share payments of \$250,000 to the private individual during the term of the option, and by incurring at least \$350,000 worth of expenditures on the Stargazer Properties during the three-year option term. On November 5, 2023, the Company entered into an amended agreement to amend the original terms of cash and share payments of \$250,000 to \$236,000 and the Company is to incur \$300,000 worth of expenditures instead of \$350,000. The remaining share payments will be issued as follows:

- No option payment is to be made following the second and third anniversary dates of the closing date of the agreement;
- On the fourth anniversary of the Closing Date, the Company is to issue common shares worth \$25,000;
- On the fifth anniversary of the Closing Date, the Company is to issue common shares worth 25,000;
- On the sixth anniversary of the Closing Date, the Company is to issue common shares worth \$50,000;
- On the seventh anniversary of the Closing Date, the Company is to issue common shares worth \$100,000.

As of December 31, 2024, the Company has made payments of \$24,000 in cash and issued common shares worth \$12,000.

**b) Duparquet Project**

On January 30, 2023, First Mining, through its wholly-owned subsidiary Duparquet Gold Mines Inc. (formerly, Clifton Star), entered into an agreement with IAMGOLD Corporation, to acquire its Porcupine East property located adjacent to the Company's Duparquet property and connecting the land package to its Pitt and Duquesne properties to the east. The transaction closed on February 2, 2023, for a total consideration of:

- 2.5 million First Mining common shares, worth \$512,500, were issued upon closing of the transaction;
- The granting of a 1.5% net smelter return royalty on the property;
- A payment of \$500,000, in cash or First Mining common shares, as First Mining may elect at its sole election, if the Company declares a minimum of 350,000 koz gold resource on the property; and
- A payment of \$1,000,000, in cash or First Mining common shares, as First Mining may elect at its sole discretion, to be paid within 12 months of commercial production being declared at the Duparquet Gold Project, as long as any major surface infrastructure related to the Duparquet Gold Project has been constructed on the Porcupine East Property.

On April 24, 2023, the Company announced that through its subsidiary it had sold mining claims ("Cat Lake Claims") located in Manitoba to Grid Metals Corp. for total consideration of:

- \$300,000 in cash;
- 250,000 common shares of Grid Metals Corp.;
- NSR 2% royalty on all production sold from the property. Grid Metals Corp may at any time purchase from the Company 50% (for a total of 1.0%) of the royalty by paying \$1,000,000 to the Company; and
- Deferred cash payment of \$350,000, when the earlier of (i) the delineation of a 2 million tonnes or greater Mineral Resource on the Cat Lake Claims; and (ii) the date Grid Metals announces a construction decision which will result in the Mineral Resources on the Cat Lake Claims being mined at some point in time as part of an overall mining project.

**FIRST MINING GOLD CORP.****NOTES TO THE CONSOLIDATED FINANCIAL STATEMENTS**

(Presented in Canadian dollars unless otherwise noted, tabular amounts are presented in thousands of Canadian dollars except for number of shares and per share amount)

**6. MINERAL PROPERTIES (continued)**

As of December 31, 2024, the Company increased the provision for environmental remediation activities to \$3.0 million (December 31, 2023 - \$1.5 million). The environmental remediation includes site preparation, construction of a storage area, construction of an access road, excavation and transportation of mining material, and site restoration and rehabilitation of the storage area. The Company has been working closely with the Ministry of Environment, the Fight Against Climate Change, Wildlife and Parks ("MELCCFP") and submitted a permit to begin start work in 2025. The environmental remediation estimate is based on the current work plan. The final environmental remediation cost may vary depending on feedback received from MELCCFP and the execution of the work.

**c) Hope Brook Project**

On June 8, 2021, the Company announced it had closed a definitive earn-in agreement with Big Ridge Gold Corp. whereby Big Ridge could earn up to an 80% interest in First Mining's Hope Brook Gold Project located in Newfoundland, Canada. In accordance with the agreement, upon closing First Mining nominated one member to the Board of Directors of Big Ridge and received \$500,000 and 11,500,000 shares of Big Ridge which were credited against the Hope Brook project mineral property balance. On September 13, 2022, Big Ridge completed Stage 1 of the earn-in requirements. On March 21, 2024, the Company and Big Ridge amended the earn-in agreement by removing the requirement for Big Ridge to incur an additional \$10,000,000 in expenditures on the Hope Brook Gold Project in order to facilitate the Company's liquidation of its investment position in Big Ridge and generate additional capital (see Note 9). On March 28, 2024, Big Ridge exercised Stage 2 of the amended earn-in requirement by issuing the Company 10,000,000 Big Ridge common shares (initial recognition - \$800,000), decreasing the Company's ownership percentage in the Hope Brook Project from 49% to 20% and reducing the pre-impairment carrying value by \$800,000. The Company tested the recoverable amount of the retained project interest; using the Market Approach method to determine the estimated fair value, an impairment loss of \$11,955,000 was recognized during the period ended March 31, 2024. See Note 9 below for further details of the investment in Big Ridge.

**7. INVESTMENT IN PC GOLD INC.**

Pursuant to a definitive Earn-in agreement ("Earn-in") the Company and FireFly Metals executed on March 12, 2020, comprised of two stages, on June 9, 2021, the Company announced completion of the Stage 1 earn-in and accordingly FireFly Metals obtained a 51% ownership of the PC Gold legal entity. First Mining received the scheduled 100,000,000 FireFly Metals shares and executed the joint venture shareholders agreement. Following the completion of the Stage 1 earn-in by FireFly Metals, the Company's percentage ownership of its former subsidiary, PC Gold, was reduced from 100% to 49%, which led to a loss of control and the resulting deconsolidation of PC Gold Inc. from First Mining's financial statements. First Mining determined that its then 49% investment in the common shares of PC Gold gave it significant influence over PC Gold, requiring PC Gold to be recorded in First Mining's financial statements using the equity method of accounting as an investment in associate. Upon the completion of the Stage 2 earn-in by FireFly Metals in August 2021, the Company's percentage ownership reduced from 49% to 30%.

The initial recognition of the investment in an associate was accounted for based on an estimated fair value using a market approach to value Pickle Crow's inferred resources on a per unit of metal basis derived from comparable gold project transactions. As at December 31, 2024, the Company owns a 30% interest in PC Gold Inc. and maintains significant influence which requires the investment to be accounted for using equity accounting.

	December 31, 2024	December 31, 2023
Balance, beginning of period	\$ 21,527	\$ 21,572
Equity income/(loss)	-	(45)
Balance, end of period	\$ 21,527	\$ 21,527

**FIRST MINING GOLD CORP.****NOTES TO THE CONSOLIDATED FINANCIAL STATEMENTS**

(Presented in Canadian dollars unless otherwise noted, tabular amounts are presented in thousands of Canadian dollars except for number of shares and per share amount)

**7. INVESTMENT IN PC GOLD INC. (continued)**

The subsequent equity accounting for PC Gold is based on audited results that is publicly available information for the year-ended June 30, 2024, and on the unaudited six-month period ended December 31, 2024.

The \$3,974,000 (December 31, 2023 - \$4,576,000) liability balance as at December 31, 2024 represents the additional net dilution which would result from FireFly Metals completing its additional 10% equity interest in PC Gold Inc. Following receipt of \$3,000,000 under this option, First Mining's ownership would reduce to 20%. The FireFly Metals Earn-In Agreement requires First Mining to contribute its pro-rata share of environmental reclamation funding, which was 30% as at December 31, 2024 following completion of the Stage 2 earn-in.

The Company has recorded provision of \$151,000 as of December 31, 2024 (December 31, 2023 - \$151,000) which is in line with FireFly Metals' estimate of the environmental reclamation provision.

**8. INVESTMENT IN NEXGOLD MINING CORP.****a) NexGold Mining Corp. Share Purchase Agreement Overview**

On August 7, 2020, First Mining completed a transaction with NexGold under a share purchase agreement (the "NexGold Share Purchase Agreement"), pursuant to which NexGold agreed to acquire all of the issued and outstanding shares of Tamaka Gold Corporation, a previously wholly-owned subsidiary of the Company, and 100% owner of the Goldlund Project. The only remaining term of the NexGold Share Purchase Agreement is the right by First Mining over certain contingent milestone payments totaling \$5 million, payable in cash on certain key advancements at Goldlund. The contingent payments have not been recorded as at December 31, 2024.

**b) Equity Accounting Method for Investment in NexGold Mining Corp. and Impairment**

The Company previously accounted for its investment using the equity method due to its significant influence over NexGold. On May 6, 2024, the Company announced the disposal of 4,539,000 common shares of NexGold for \$988,879 (\$998,888 net of transaction costs of \$10,009) and recognized equity income of \$14,576 (\$328,115 net of equity pickups of \$313,539), reducing its shareholding from 10.96% to 8.26% of the issued and outstanding common shares. The Company no longer has significant influence over NexGold, (see Note 4) leading to the discontinuation of the equity method of accounting. As a result, the remaining investment balance was reclassified as marketable securities, and an additional gain of \$1,116,619 was recognized in the statement of Net Loss and Comprehensive Net Loss for the reclassification.

The Company subsequently sold an additional 1,961,000 NexGold shares in May 2024 for \$413,949 (\$418,252 net of transaction costs of \$4,303). As at December 31, 2024, the Company owns approximately 3.4 million common shares of NexGold representing less than 5% of the total issued and outstanding shares.

	December 31, 2024	December 31, 2023
<b>Balance, beginning of the year</b>	<b>\$ 3,269</b>	<b>\$ 5,592</b>
Equity (loss)	(313)	(778)
Impairment of investment in NexGold	-	(1,545)
Disposal of investment in NexGold	(671)	
Reclassification of investment to marketable securities	(2,285)	-
<b>Balance, end of the year</b>	<b>\$ -</b>	<b>\$ 3,269</b>

The equity accounting for NexGold was based on audited results that are publicly available information for the year ended December 31, 2023 and an estimate of results for the period of January 1, 2024 to May 06, 2024. The Company's share of NexGold's net loss up to May 6, 2024 was \$313,000.

**FIRST MINING GOLD CORP.****NOTES TO THE CONSOLIDATED FINANCIAL STATEMENTS**

(Presented in Canadian dollars unless otherwise noted, tabular amounts are presented in thousands of Canadian dollars except for number of shares and per share amount)

**9. INVESTMENT IN BIG RIDGE GOLD CORP.**

On September 13, 2022, Big Ridge completed Stage 1 of the earn-in requirements necessary to satisfy the earn-in threshold set out in the Hope Brook earn-in agreement. Big Ridge issued a total of 15.0 million common shares to the Company with an aggregate fair value of \$2,175,000, resulting in an increase in the Company's common share ownership interest in Big Ridge from 10.8% to 19.5% as of December 31, 2022. In Q3 2023, the Company's ownership percentage was diluted to 14.1% due to the completion of Big Ridge acquiring Gold Island Inc. through the issuance of shares.

In addition to its share ownership interest, the Company considered various qualitative factors including representation rights on Big Ridge's board of directors in arriving at the determination that significant influence existed, and therefore the Company applied the equity method of accounting until the Company's disposition of its interest in Big Ridge.

On March 21, 2024, the Company amended the existing earn-in agreement with Big Ridge. Subsequently, Big Ridge completed Stage 2 of the earn-in requirement and issued a total of 10.0 million common shares to the Company with an aggregate fair value of \$800,000, increasing the Company's common share ownership interest in Big Ridge to 18.4% from 14.1% (see Note 6(c)). During the year ended December 31, 2024, the Company completed the sale of 36,500,000 Big Ridge shares for \$1,749,845 (\$1,825,000 net of transaction costs of \$75,155), resulting in a net realized loss of \$526,028 (negative \$385,027 plus equity pickups of negative \$141,001) based on the original cost at initial recognition. The Company no longer holds an equity interest in Big Ridge.

	December 31, 2024	December 31, 2023
<b>Balance, beginning of period</b>	<b>\$ 1,406</b>	<b>\$ 2,119</b>
Equity (loss)	(526)	(149)
Completion of Stage 2 Earn-in	800	-
Dilution losses on Investment	-	(564)
Disposal of investment	(1,680)	-
<b>Balance, end of period</b>	<b>\$ -</b>	<b>\$ 1,406</b>

The equity accounting for Big Ridge is based on its audited results, which are publicly available information for the year ended June 30, 2023, along with an estimate result for the period from July 1, 2023 to March 28, 2024, when the amended agreement was signed.

**10. PROPERTY AND EQUIPMENT**

On April 28, 2023, the Company acquired real and personal property for \$800,000 in cash and 1,000,000 common shares of the Company from a private company and individual on the following payment terms:

- \$200,000 cash payable on the closing date and issue 1,000,000 shares (paid).
- \$300,000 cash payable on or before the first anniversary of the closing date (paid).
- \$300,000 cash payable on or before the second anniversary of the closing date.



**FIRST MINING GOLD CORP.****NOTES TO THE CONSOLIDATED FINANCIAL STATEMENTS**

(Presented in Canadian dollars unless otherwise noted, tabular amounts are presented in thousands of Canadian dollars except for number of shares and per share amount)

---

**11. SILVER STREAM DERIVATIVE LIABILITY****a) Silver Purchase Agreement Overview and Consideration Received**

On June 10, 2020, the Company entered into a silver purchase agreement (the “Silver Purchase Agreement”) with First Majestic Silver Corp. (“First Majestic”), which closed on July 2, 2020. Under the terms of the Silver Purchase Agreement, First Majestic agreed to pay First Mining total consideration of US\$22.5 million (approx. \$30.6 million as at the closing date), in three tranches, for the right to purchase 50% of the payable silver produced from the Springpole Gold Project over the life of the project (the “Silver Stream”) and also received 30 million common share purchase warrants of First Mining (subsequently adjusted to 32 million common share purchase warrants in accordance with the terms of the Silver Purchase Agreement). Each share purchase warrant entitles First Majestic to purchase one common share of First Mining at an exercise price of \$0.40 for a period of five years (subsequently re-priced to \$0.374 in accordance with the terms of the Silver Purchase Agreement). The fair value of warrants is determined using Black-Scholes option pricing model.

First Mining has the right to repurchase 50% of the Silver Stream for US\$22.5 million (approximately C\$32.4 million as at December 31, 2024) at any time prior to the commencement of production at Springpole (the “Buy-Back Right”).

Per the Silver Purchase Agreement, First Majestic paid US\$10 million (\$13.7 million) to First Mining on the July 2, 2020, closing date, with US\$2.5 million (\$3.3 million) paid in cash and the remaining US\$7.5 million (\$10.4 million) paid in 805,698 common shares of First Majestic (“Tranche 1”). Upon announcement of the Pre-Feasibility Study (“PFS”) on March 4, 2021, First Mining received US\$7.5 million (\$9.8 million) from First Majestic, with US\$3.75 million (\$4.8 million) paid in cash and the remaining US\$3.75 million (\$5.0 million) paid in 287,300 common shares of First Majestic (“Tranche 2”). The final tranche (“Tranche 3”) of US\$5.0 million (\$6.5 million) is payable by First Majestic upon First Mining receiving approval of a federal or provincial environmental assessment for the Springpole Gold Project, which is to be paid half in cash and half in shares of First Majestic.

The Silver Stream has an initial term of 40 years from July 2, 2020. The term is automatically extended by successive 10-year periods as long as the life of mine continues for the Springpole Gold Project. If, upon expiration of the term of the Silver Purchase Agreement, the Company has not sold to First Majestic an amount of silver sufficient to reduce the Advance Payment to nil, then a refund of the uncredited balance, without interest shall be due and owing by the Company to First Majestic.

The silver delivered to First Majestic may be sourced from the Springpole Gold Project, or the Company may substitute any required refined silver with refined silver from a source other than the Springpole Gold Project, with the exception of silver purchased on a commodity exchange.

**b) Silver Stream Derivative Liability Fair Value**

The Company has determined that the Silver Stream is a standalone derivative measured at FVTPL. The estimated fair value of the Silver Stream derivative liability is determined using a discounted cash flow model which incorporates a Monte Carlo simulation, with the following key input assumptions: 1) Observable assumptions including implied volatility of COMEX silver, COMEX silver future curve, silver spot price, USD risk-free rate, USD/CAD foreign exchange rates, and share price of the Company, and 2) Unobservable assumptions including the Company’s credit spread, historical volatility of the warrant and payable silver quantities. The fair value of the Silver Stream derivative liability is a Level 3 measurement.

**FIRST MINING GOLD CORP.****NOTES TO THE CONSOLIDATED FINANCIAL STATEMENTS**

(Presented in Canadian dollars unless otherwise noted, tabular amounts are presented in thousands of Canadian dollars except for number of shares and per share amount)

**11. SILVER STREAM DERIVATIVE LIABILITY (continued)**

The fair value of the Silver Stream derivative liability is calculated at each reporting date as the net of the future Advance Payment tranches receivable and the Silver Stream obligation, with gains or losses recorded in the statement of net loss and comprehensive loss. The fair value of the Silver Stream derivative liability as at December 31, 2024 is US\$23,917,000 (\$34,414,000), which is comprised of the Silver Stream obligation fair value of US\$27,706,000 (\$39,867,000) less the Advance Payment receivable fair value of US\$3,789,000 (\$5,453,000). The fair value of the Silver Stream derivative liability as at December 31, 2023 was US\$25,930,000 (\$34,295,000), which is comprised of the Silver Stream obligation fair value of US\$29,470,000 (\$38,976,000) less the Advance Payment receivable fair value of US\$3,540,000 (\$4,681,000).

	December 31, 2024	December 31, 2023
Balance, beginning of the period	\$ (34,295)	\$ (27,171)
Change in fair value	119	(7,124)
Balance, end of the period	<u>\$ (34,414)</u>	<u>\$ (34,295)</u>

**12. ACCOUNTS PAYABLE AND ACCRUED LIABILITIES**

	December 31, 2024	December 31, 2023
Accounts payable	\$ 4,739	\$ 1,844
Accrued liabilities	2,423	2,984
Total	<u>\$ 7,162</u>	<u>\$ 4,828</u>

**13. FLOW-THROUGH SHARE PREMIUM LIABILITY**

The following is a continuity schedule of the liability portion of the Company's flow-through share issuances:

	August 26, 2022	September 2, 2022	June 23, 2023	June 14, 2024	Total
Balance, December 31, 2022	\$ 872	\$ 170	\$ -	\$ -	\$ 1,042
Settlement of flow-through share premium liability upon incurring eligible expenditures	(872)	(170)	(534)	-	(1,576)
Liability incurred for flow-through share issued June 23, 2023	-	-	1,759	-	1,759
Balance, December 31, 2023	\$ -	\$ -	\$ 1,225	\$ -	\$ 1,225
Settlement of flow-through share premium liability upon incurring eligible expenditures	-	-	(1,225)	(822)	(2,047)
Liability incurred for flow-through share issued June 14, 2024	-	-	-	1,799	1,799
Balance, December 31, 2024	<u>\$ -</u>	<u>\$ -</u>	<u>\$ -</u>	<u>\$ 977</u>	<u>\$ 977</u>

As at December 31, 2024, the Company had \$4,197,000 (December 31, 2023 – \$3,482,000) of unspent flow-through expenditure commitments, which is required to be spent by December 31, 2025.

**FIRST MINING GOLD CORP.****NOTES TO THE CONSOLIDATED FINANCIAL STATEMENTS**

(Presented in Canadian dollars unless otherwise noted, tabular amounts are presented in thousands of Canadian dollars except for number of shares and per share amount)

---

**14. SHARE CAPITAL****a) Authorized**

Unlimited number of common shares with no par value.

Unlimited number of preferred shares with no par value.

**b) Issued and Fully Paid**

Common shares as at December 31, 2024: 1,079,863,747 (December 31, 2023 – 916,414,375).

Preferred shares as at December 31, 2024: nil (December 31, 2023 – nil).

**Non-Brokered Private Placement Financings**

On June 23, 2023, the Company completed a non-brokered private placement raising aggregate gross proceeds of \$5,000,000 (the “Offering”) which consisted of 18,518,519 flow-through units (the “FT units”) of the Company at a price of \$0.27 per FT unit. Each FT unit is consisted of one common share and one half of one common share purchase warrant (the “Warrant”), with each full common share purchase warrant being exercisable to acquire one additional common share of the Company at a price of \$0.27 for a period 36 months following the closing date of the Offering. The common shares that comprise the FT units qualify as “flow-through shares” for the purposes of the Income Tax Act (Canada) (the “ITA”). An amount of \$2,789,000 (\$2,916,000 net of issuance costs of \$127,000) was recorded in share capital. The Warrants were valued at \$324,000 using the relative fair value method, and the remaining \$1,759,000 represents the implied premium, was recorded as a flow-through share premium liability (See Note 13). The fair value of warrants is determined using Black-Scholes option pricing model, which takes into account of the following assumptions: Exercise price \$0.27 per share; time to expiration – 3 years; risk-free rate at 3.74% per annum and volatility rate at 48.33%.

On December 7, 2023, the Company completed a non-brokered private placement financing (the “December Offering”), raising total gross proceeds of \$10,833,000 across two tranches of the offering. The Company issued 86,661,000 units of common shares at a price of \$0.125 per unit. Each unit consists of one common share of the Company and one-half of one common share purchase warrant. Each full common share purchase warrant entitles the holder to acquire one common share of the Company at an exercise price of \$0.20 prior to the expiry date. An amount of \$9,378,000 (\$9,767,000 net of issuance costs of \$389,075) was recorded in share capital. The Warrants were valued at \$1,065,000 using the relative fair value method. The fair value of warrants is determined using the Black-Scholes option pricing model, which takes into account of the following assumptions: Exercise price \$0.20 per share; time to expiration – 3 years; risk-free rate at 3.59% per annum and volatility rate at 48.69%.

On June 14, 2024, the Company completed a non-brokered private placement raising aggregate gross proceeds of \$6,950,000 which consisted of 31,212,121 common shares that qualify as “flow-through shares” (the “FT Share”) for the purposes of the ITA at a price of \$0.165 per FT Share, and 10,000,000 common shares that qualify as “flow-through shares” for the purposes of the ITA and the Taxation Act (Quebec) (the “Quebec FT Shares”) at a price of \$0.18 per Quebec FT Share. An amount of \$4,741,000 (\$5,152,000 net of issuance costs of \$411,000) was recorded in share capital, and \$1,798,000, representing the implied premium, was recorded as a flow-through share premium liability (See Note 13).

On October 10, 2024, the Company closed a non-brokered private placement raising aggregate gross proceeds of \$7,353,000 (the “October Offering”) which consisted of 54,463,706 units of the Company (the “October Units”) at a price of \$0.135 per October Unit. In connection with the October Offering, the Company paid issuance costs of \$149,000 in cash. Each October Unit consists of one common share of the Company and one-half of one common share purchase warrant (the “October Warrant”). Each October Warrant entitles the holder to acquire one common share of the Company (the “Warrant Share”) at an exercise price of \$0.20 per Warrant Share at any time prior to the date which is 36 months following the closing date of the October Offering. The October Warrants were valued at \$813,000 (\$830,000 net of issuance costs of \$17,000) of using the relative fair value method. The fair value of warrants was determined using Black-Scholes option pricing model, which takes into account of the following assumptions: Exercise price \$0.20 per share; time to expiration – 3 years; risk-free rate at 3.11% per annum and volatility rate at 53.66%.

**FIRST MINING GOLD CORP.****NOTES TO THE CONSOLIDATED FINANCIAL STATEMENTS**

(Presented in Canadian dollars unless otherwise noted, tabular amounts are presented in thousands of Canadian dollars except for number of shares and per share amount)

**14. SHARE CAPITAL (continued)****Bought Deal Financing**

On September 26, 2024, the Company completed a bought deal public Offering (the "September Offering"). Pursuant to the September Offering, the Company raised aggregate gross proceeds of \$8,050,000 which consisted of 59,629,800 units (the "Bought Deal Units") of the Company at a price of \$0.135 per Bought Deal Unit. In connection with the September Offering, the Company incurred issuance costs of \$887,000 in cash, including professional fees, underwriters' commission, and underwriters' legal fees. Each Bought Deal Unit consisted of one common share and one half of one common share purchase warrant (the "Bought Deal Warrant"), with each full common share purchase Bought Deal Warrant being exercisable to acquire one additional common share of the Company at an exercise price of \$0.20 for a period 36 months following the closing date of the September Offering. An amount of \$6,330,000 (\$7,114,000 net of issuance costs of \$784,000) was recorded in share capital. The Bought Deal Warrants were assigned a relative fair value of \$833,000 (\$936,000 net of allocated share issuance costs of \$103,000) using Black-Scholes option pricing model, which takes into account of the following assumptions: Exercise price \$0.20 per share; an expected life of 3.0 years; risk-free interest rate of 2.90% per annum; volatility rate at 53.61%, share price assumption of \$0.135 and dividend yield of 0%.

**c) Warrants**

The movements in warrants during the year ended December 31, 2024 and 2023 are summarized as follows:

	Number	Weighted average exercise price
<b>Balance as at December 31, 2022</b>	<b>50,347,237</b>	<b>\$ 0.35</b>
Warrants expired	(18,297,009)	0.31
Warrants issued	52,589,759	0.21
<b>Balance as at December 31, 2023</b>	<b>84,639,987</b>	<b>\$ 0.27</b>
Warrants issued	57,046,753	0.20
<b>Balance as at December 31, 2024</b>	<b>141,686,740</b>	<b>\$ 0.24</b>

The following table summarizes information about warrants outstanding as at December 31, 2024:

Exercise price	Number of warrants outstanding	Weighted average exercise price (\$ per share)	Weighted average remaining life (years)
\$ 0.200	100,377,253	\$ 0.20	2.39
\$ 0.270	9,259,259	\$ 0.27	1.47
\$ 0.374	32,050,228	\$ 0.37	0.50
	<b>141,686,740</b>	<b>\$ 0.24</b>	<b>1.90</b>

**d) Stock Options**

The Company has adopted a stock option plan that allows for the granting of stock options to Directors, Officers, employees and certain consultants of the Company for up to 10% of the Company's issued and outstanding common shares. Stock options granted under the plan may be subject to vesting provisions as determined by the Board of Directors.

The movements in stock options during the year ended December 31, 2024 and 2023 are summarized as follows:

**FIRST MINING GOLD CORP.**
**NOTES TO THE CONSOLIDATED FINANCIAL STATEMENTS**

(Presented in Canadian dollars unless otherwise noted, tabular amounts are presented in thousands of Canadian dollars except for number of shares and per share amount)

**14. SHARE CAPITAL (continued)**

	Number	Weighted average exercise price
<b>Balance as at December 31, 2022</b>	<b>46,372,500</b>	<b>\$ 0.37</b>
Options granted	16,960,000	0.19
Options expired	(16,517,500)	0.44
Options forfeited	(1,755,000)	0.23
<b>Balance as at December 31, 2023</b>	<b>45,060,000</b>	<b>\$ 0.28</b>
Options granted	26,907,500	0.12
Options expired	(11,500,000)	0.33
Options forfeited	(2,000,000)	0.17
<b>Balance as at December 31, 2024</b>	<b>58,467,500</b>	<b>\$ 0.20</b>

The following table summarizes information about the stock options outstanding as at December 31, 2024:

Exercise price	Options Outstanding			Options Exercisable		
	Number of options	Weighted average exercise price (\$ per share)	Weighted average remaining life (years)	Number of options	Weighted average exercise price (\$ per share)	Weighted average remaining life (years)
0.10 - 0.18	26,482,500	\$ 0.12	4.11	13,235,000	\$ 0.12	4.10
0.185 - 0.25	16,210,000	\$ 0.20	2.61	16,210,000	\$ 0.20	2.61
0.26 - 0.50	15,775,000	\$ 0.33	1.67	15,775,000	\$ 0.33	1.67
	<b>58,467,500</b>	<b>\$ 0.20</b>	<b>3.03</b>	<b>45,220,000</b>	<b>\$ 0.22</b>	<b>2.72</b>

During the year ended December 31, 2024, there were 26,907,500 (December 31, 2023 - 16,960,000) stock options granted with an aggregate fair value at the date of grant of \$ 1,521,000 (December 31, 2023 - \$1,695,000). As at December 31, 2024, 13,247,500 (December 31, 2023 - 8,348,750) stock options remain unvested with an aggregate grant date fair value of \$752,000 (December 31, 2023 - \$833,300).

Certain stock options granted were directly attributable to exploration and evaluation expenditures on mineral properties and were therefore capitalized to mineral properties. In addition, certain stock options were subject to vesting provisions. These two factors result in differences between the aggregate fair value of stock options granted and total share-based payments expensed during the periods. For the year ended December 31, 2024, share-based payments expense is comprised of stock options \$1,387,000, restricted share units ("RSUs") \$466,000, deferred share units ("DSUs") \$47,000, and performance share units ("PSUs") \$416,000, and are classified within the financial statements as follows:

	For the year ended December 31,	
	2024	2023
<b>Statements of Net Loss:</b>		
General and administration	\$ 936	\$ 1,170
Exploration and evaluation	17	56
Investor relations and marketing communications	254	121
Corporate development and due diligence	412	245
<b>Subtotal</b>	<b>\$ 1,619</b>	<b>\$ 1,592</b>
<b>Statements of Financial Position:</b>		
Mineral Properties	697	892
<b>Total</b>	<b>\$ 2,316</b>	<b>\$ 2,484</b>

**FIRST MINING GOLD CORP.****NOTES TO THE CONSOLIDATED FINANCIAL STATEMENTS**

(Presented in Canadian dollars unless otherwise noted, tabular amounts are presented in thousands of Canadian dollars except for number of shares and per share amount)

**14. SHARE CAPITAL (continued)**

The grant date fair value of the stock options granted in the period has been estimated using the Black-Scholes option pricing model with the following weighted average assumptions:

	For the year ended December 31,	
	2024	2023
Risk-free interest rate	3.50%	3.25%
Share price at grant date (in dollars)	\$ 0.12	\$ 0.19
Exercise price (in dollars)	\$ 0.12	\$ 0.19
Expected life (years)	5.00 years	5.00 years
Expected volatility <sup>(1)</sup>	57.20%	65.06%
Forfeiture rate	7.50%	7.50%
Expected dividend yield	Nil	Nil

(1) The computation of expected volatility was based on the Company's historical price volatility, over a period which approximates the expected life of the option.

**e) Restricted Share Units**

During the year ended December 31, 2024, the Company granted 8,422,115 (December 31, 2023 – 2,817,045) RSUs under its share-based compensation plan to the Company's executive officers and management as part of the Company's long-term incentive plan ("LTIP"). Unless otherwise stated, the awards typically have a graded vesting schedule over a three-year period and will be settled in equity upon vesting.

During the year ended December 31, 2024, the Company issued 1,094,168 (December 31, 2023 – 763,330) common shares pursuant to the exercise of RSUs for an aggregate settlement value of \$274,000 (December 31, 2023 - \$250,000).

The associated compensation cost, which is based on the underlying share price on the date of grant, is recorded as share-based payments expense against share-based payment reserve.

The following table summarizes the changes in RSU's for the year ended December 31, 2024 and 2023:

	Number	Weighted average fair value
<b>Balance as at December 31, 2022</b>	<b>1,890,002</b>	<b>\$ 0.31</b>
RSUs granted	2,817,045	0.18
RSUs settled	(763,330)	0.33
RSUs forfeited	(330,002)	0.30
<b>Balance as at December 31, 2023</b>	<b>3,613,715</b>	<b>\$ 0.20</b>
RSUs granted	8,422,115	0.11
RSUs settled	(1,094,168)	0.25
RSUs forfeited	(1,261,213)	0.18
<b>Balance as at December 31, 2024</b>	<b>9,680,449</b>	<b>\$ 0.12</b>

**FIRST MINING GOLD CORP.****NOTES TO THE CONSOLIDATED FINANCIAL STATEMENTS**

(Presented in Canadian dollars unless otherwise noted, tabular amounts are presented in thousands of Canadian dollars except for number of shares and per share amount)

**14. SHARE CAPITAL (continued)****f) Deferred Share Units**

During the year ended December 31, 2024, the company granted 400,000 (December 31, 2023 – 450,000) DSUs under its share-based compensation plan to a director as part of the Company's LTIP. DSUs have a graded vesting schedule over an 18-month period and will be settled in equity upon vesting.

The associated compensation cost, which is based on the underlying share price on the date of grant, is recorded as share-based payments expense against share-based payment reserve.

	Number	Weighted average fair value
<b>Balance as at December 31, 2022</b>	<b>659,000</b>	<b>\$ 0.30</b>
DSUs granted	450,000	0.18
<b>Balance as at December 31, 2023</b>	<b>1,109,000</b>	<b>\$ 0.25</b>
DSUs granted	400,000	0.11
<b>Balance as at December 31, 2024</b>	<b>1,509,000</b>	<b>\$ 0.21</b>

**g) Performance Share Units**

During year ended December 31, 2024, the Company granted 5,650,000 (December 31, 2023 – 4,900,000) PSUs under the Plan to certain executives as part of the Company's LTIP. The amount of shares ultimately to be issued will vary from a factor of 0 to 2 based on the number of PSUs granted, depending on the Company's share performance as compared to the share performance of a selected group of peer companies.

The estimated value of the PSUs is determined at the grant date using a Monte Carlo simulation model. The model is based on several assumptions, including the share price volatility of the Company's stock, as well as the volatility of the selected group of peer companies and the correlation of returns between the peer group and the Company. The following table summarizes the changes in PSUs for the year ended December 31, 2024 and 2023:

	Number	Weighted average fair value
<b>Balance as at December 31, 2022</b>	<b>1,913,000</b>	<b>\$ 0.24</b>
PSUs granted	4,900,000	0.22
<b>Balance as at December 31, 2023</b>	<b>6,813,000</b>	<b>\$ 0.23</b>
PSUs granted	5,650,000	0.09
PSU forfeited	(1,997,000)	0.22
<b>Balance as at December 31, 2024</b>	<b>10,466,000</b>	<b>\$ 0.16</b>

**FIRST MINING GOLD CORP.**
**NOTES TO THE CONSOLIDATED FINANCIAL STATEMENTS**

(Presented in Canadian dollars unless otherwise noted, tabular amounts are presented in thousands of Canadian dollars except for number of shares and per share amount)

**15. OPERATING EXPENSES**

Operating expenses by nature, which map to the Company's functional operating expense categories presented in the consolidated statements of net loss and comprehensive loss, are as follows:

For the year ended December 31, 2024					
	General and administration	Exploration and evaluation	Investor relations and marketing communications	Corporate development and due diligence	Total
Administrative and office	\$ 236	\$ 253	\$ 13	\$ 7	\$ 509
Consultants	351	25	-	114	490
Depreciation (non-cash)	156	330	-	-	486
Directors' fees	305	-	-	-	305
Marketing and conferences	7	15	820	4	846
Professional fees	441	-	-	-	441
Salaries	2,029	146	381	198	2,754
Share-based payments (non-cash) (Note 14)	936	17	254	412	1,619
Transfer agent and filing fees	174	-	16	-	190
Travel and accommodation	37	8	56	48	149
<b>Operating expenses total</b>	<b>\$ 4,673</b>	<b>\$ 794</b>	<b>\$ 1,540</b>	<b>\$ 783</b>	<b>\$ 7,790</b>
Impairment of non-current asset (non-cash)	-	-	-	-	11,955
<b>Loss from operational activities</b>	<b>\$ 4,673</b>	<b>\$ 794</b>	<b>\$ 1,540</b>	<b>\$ 783</b>	<b>\$ 19,745</b>

For the year ended December 31, 2023					
	General and administration	Exploration and evaluation	Investor relations and marketing communications	Corporate development and due diligence	Total
Administrative and office	\$ 259	\$ 159	\$ 15	\$ 16	\$ 449
Consultants	344	31	-	130	505
Depreciation (non-cash)	299	180	-	-	479
Directors fees	305	-	-	-	305
Investor relations and marketing communications	-	7	646	7	660
Professional fees	1,008	-	1	72	1,081
Salaries	1,694	323	377	225	2,619
Share-based payments (non-cash) (Note 14)	1,170	56	121	245	1,592
Transfer agent and filing fees	154	-	43	-	197
Travel and accommodation	47	31	76	13	167
<b>Operating expenses total</b>	<b>\$ 5,280</b>	<b>\$ 787</b>	<b>\$ 1,279</b>	<b>\$ 708</b>	<b>\$ 8,054</b>
Impairment of non-current assets (non-cash)	-	-	-	-	1,545
<b>Loss from operational activities</b>	<b>\$ 5,280</b>	<b>\$ 787</b>	<b>\$ 1,279</b>	<b>\$ 708</b>	<b>\$ 9,599</b>



**FIRST MINING GOLD CORP.****NOTES TO THE CONSOLIDATED FINANCIAL STATEMENTS**

(Presented in Canadian dollars unless otherwise noted, tabular amounts are presented in thousands of Canadian dollars except for number of shares and per share amount)

**16. SEGMENT INFORMATION**

The Company operates in a single reportable operating segment, being the acquisition, exploration, development and strategic disposition of its North American mineral properties. Geographic information about the Company's non-current assets, excluding financial instruments, as at December 31, 2024 and 2023 are all allocated in Canada: \$279,793,000 (December 31, 2023 - \$272,718,000).

**17. INCOME TAXES**

	Year ended December 31, 2024	Year ended December 31, 2023
Net loss before income tax	\$ 17,361	\$ 8,612
Combined Canadian statutory income tax rate	27.00%	27.00%
Income tax recovery computed at statutory income tax rate	4,687	2,325
Tax effect of:		
Permanent differences and other	(1,855)	1,627
Impact of Investment in Big Ridge Gold Corp.	(3,188)	(314)
Flow-through eligible expenditures	(1,400)	(884)
Share issue costs	151	149
Difference in tax rates in foreign jurisdictions	(2)	32
Flow-through share premium liability	2,047	1,576
Changes in unrecognized deferred tax assets	1,758	(2,831)
Other	(151)	(104)
<b>Income tax recovery</b>	<b>\$ 2,047</b>	<b>\$ 1,576</b>

Deferred tax assets and liabilities are offset if they relate to the same taxable entity and the same taxation authority.

Recognized deferred income tax assets (liabilities) are arising from:

	December 31, 2024	December 31, 2023
Non-capital loss carryforwards	\$ 6,934	\$ 4,607
Mineral properties	(11,374)	(4,715)
Other	(125)	(38)
Silver stream derivative liability	4,565	-
Property and equipment	-	146
<b>Total</b>	<b>\$ -</b>	<b>\$ -</b>

**FIRST MINING GOLD CORP.****NOTES TO THE CONSOLIDATED FINANCIAL STATEMENTS**

(Presented in Canadian dollars unless otherwise noted, tabular amounts are presented in thousands of Canadian dollars except for number of shares and per share amount)

**17. INCOME TAXES (continued)**

Deferred tax assets have not been recognized in respect of the following temporary differences:

	December 31, 2024	December 31, 2023
Non-capital loss carryforwards	\$ 62,746	\$ 55,676
Investment in Treasury Metals	-	32,731
Investment in PC Gold	14,473	14,473
Investment in Big Ridge	-	2,954
Silver Stream derivative liability	-	17,109
Investment tax credits	5,236	5,209
Other	25,594	1,994
Undeducted financing costs	886	1,049
Property and equipment	2,584	1,330
Mineral properties	478	41
Capital loss carryforwards	41,861	28,144
<b>Total</b>	<b>\$ 153,858</b>	<b>\$ 160,710</b>

As at December 31, 2024, the Company and its subsidiaries had unrecognized Canadian non-capital loss carryforwards of approximately \$88,904,000 (December 31, 2023 - \$72,997,000) which expire between the years 2025 and 2044, unrecognized Canadian capital loss carryforwards of approximately \$41,861,000 (December 31, 2023 - \$28,144,000) which can be carried forward indefinitely, unrecognized Canadian investment tax credits of approximately \$5,236,000 (December 31, 2023 - \$5,209,000) which expire between the years 2026 and 2034.

**18. RELATED PARTY TRANSACTIONS**

The Company's related parties consist of the key management personnel, Company's Directors and Officers.

Key management of the Company consists of the members of the Board of Directors, Officers and Vice Presidents of the Company. The compensation paid or payable to key management for services during the year ended December 31, 2024 and 2023 is as follows:

	Year ended December 31,	
Service or Item	2024	2023
Directors' fees	\$ 305	\$ 305
Salaries and consultants' fees	1,715	2,084
Share-based payments (non-cash)	1,708	1,827
<b>Total</b>	<b>\$ 3,728</b>	<b>\$ 4,216</b>

**FIRST MINING GOLD CORP.****NOTES TO THE CONSOLIDATED FINANCIAL STATEMENTS**

(Presented in Canadian dollars unless otherwise noted, tabular amounts are presented in thousands of Canadian dollars except for number of shares and per share amount)

---

**19. SUPPLEMENTAL CASH FLOW INFORMATION**

During the year ended December 31, 2024, the significant non-cash investing and financing transactions were as follows:

- 641,026 common shares issued with a value of \$75,000 on the date of issuance for the acquisition of the Swain Post property;
- 978,130 common shares issued with a value of \$155,000 for the amended earn-in agreement of Whitefish's Swain Lake project (See Note 6 (a));
- 1,290,045 common shares issued with a value of \$175,000 in connection with option agreement for acquisition of the Vixen properties (See Note 6 (a)); and
- 250,000 common shares issued with a value of \$33,750 for the Pelangio amended earn-in agreement for acquisition of the Birch Lake properties (See Note 6 (a)).

During the year ended December 31, 2023, the significant non-cash investing and financing transactions were as follows:

- 2,500,000 common shares issued with a value of \$512,500 for the acquisition of Porcupine East property;
- 2,000,000 common shares issued with a value of \$440,000 for the acquisition of the net assets of a private company associated with Birch Lake and Casummit Lake properties (See Note 6(a));
- 2,445,257 common shares issued with a value of \$385,000 in connection with earn-in payments for various property interests;
- 1,000,000 common shares issued for the purchase of real and personal property (See Note 10);
- Received 1,598,162 common shares from Elemental Atlas Royalties Corp worth \$2,000,000 in connection with the sale of non-core royalty portfolio (Note 6(a));
- Received 250,000 common shares from Grid Metals Corp worth of \$35,000; and
- Received 1,250,000 common shares from Patriot Lithium Limited for the sale of mining claims in Ontario Canada.

**20. FAIR VALUE**

Fair values have been determined for measurement and/or disclosure requirements based on the methods below.

The Company characterizes fair value measurements using a hierarchy that prioritizes inputs depending on the degree to which they are observable. The three levels of the fair value hierarchy are as follows:

- Level 1 fair value measurements are quoted prices (unadjusted) in active markets for identical assets or liabilities;
- Level 2 fair value measurements are those derived from inputs other than quoted prices included within Level 1 that are observable for the asset or liability, either directly (i.e. as prices) or indirectly (i.e. derived from prices); and
- Level 3 fair value measurements are those derived from valuation techniques that include significant inputs for the asset or liability that are not based on observable market data (unobservable inputs).

The carrying values of cash and cash equivalents, marketable securities, prepaid expenses and other receivables, and accounts payable, accrued and other liabilities approximated their fair values because of the short-term nature of these financial instruments. These financial instruments are financial assets and liabilities at amortized cost.

The carrying value of marketable securities was based on the quoted market prices of the shares as at December 31, 2024 and was therefore considered to be Level 1.

**FIRST MINING GOLD CORP.****NOTES TO THE CONSOLIDATED FINANCIAL STATEMENTS**

(Presented in Canadian dollars unless otherwise noted, tabular amounts are presented in thousands of Canadian dollars except for number of shares and per share amount)

**20. FAIR VALUE (continued)**

As the FireFly Metals Earn-In Agreement provides FireFly Metals the right to earn an interest in PC Gold Inc., rather than a direct interest in the Pickle Crow project, FireFly Metals' option to acquire PC Gold shares is a financial liability of First Mining. As a derivative, the Pickle Crow project option liability is classified as financial liability at FVTPL. The carrying value of the Option is not based on observable market data and therefore is considered to be Level 3.

The fair value of the Option – Pickle Crow Gold Project as at December 31, 2024, was determined by reference to the portion of the estimated fair value of PC Gold Inc. to be given up by the Company with the option for FireFly Metals to earn an additional 10%, net of \$3,000,000 proceeds to be received on exercise.

The Silver Stream was determined to be a derivative liability, which is classified as a financial liability at FVTPL. The carrying value of the derivative liability was not based on observable market data and involved complex valuation methods and was therefore considered to be Level 3. Changes in key valuation assumptions, including commodity prices and discount rates, could result in significant fluctuations in the fair value of the liability. The loss on the Silver Stream derivative was due to a 6% increase in volatility, a 24% increase in the forward curve, and a 24% increase in the spot rate as of December 31, 2024, compared to December 31, 2023.

The following table presents the Company's fair value hierarchy for financial assets and liabilities that are measured at fair value:

	December 31, 2024				December 31, 2023			
	Fair value measurement				Fair value measurement			
	Carrying value	Level 1	Level 2	Level 3	Carrying value	Level 1	Level 2	Level 3
<b>Financial assets:</b>								
Marketable Securities (Note 4)	\$ 2,388	\$ 2,388	\$ -	\$ -	\$ 263	\$ 263	\$ -	\$ -
<b>Financial liabilities:</b>								
Silver Stream derivative liability (Note 11)	\$ 34,414	\$ -	\$ -	\$ 34,414	\$ 34,295	\$ -	\$ -	\$ 34,295
Option – PC Gold (Note 7)	\$ 3,974	\$ -	\$ -	\$ 3,974	\$ 4,576	\$ -	\$ -	\$ 4,576

**21. FINANCIAL AND CAPITAL RISK MANAGEMENT**

The Company thoroughly examines the various financial instruments and risks to which it is exposed and assesses the impact and likelihood of those risks. These risks include market risk (including equity price risk, foreign currency risk, interest rate risk and commodity price risk), credit risk, liquidity risk, and capital risk. Where material, these risks are reviewed and monitored by the Board of Directors.

The Board of Directors has overall responsibility for the determination of the Company's risk management objectives and policies. The overall objective of the Board is to set policies that seek to reduce risk as far as possible without unduly affecting the Company's competitiveness and flexibility.

**a) Market Risk**

Market risk is the risk that the fair value of future cash flows of a financial instrument will fluctuate due to changes in market prices. Market risk includes equity price risk, foreign currency risk, interest rate risk and commodity price risk.

**FIRST MINING GOLD CORP.****NOTES TO THE CONSOLIDATED FINANCIAL STATEMENTS**

(Presented in Canadian dollars unless otherwise noted, tabular amounts are presented in thousands of Canadian dollars except for number of shares and per share amount)

**21. FINANCIAL AND CAPITAL RISK MANAGEMENT (continued)*****Equity Price Risk***

The Company is exposed to equity price risk as a result of holding investments in equity securities, which are comprised of marketable securities and mineral property investments, in other mineral property exploration companies.

If the fair value of our investments in equity instruments designated as FVTOCI had been 10% higher or lower as at December 31, 2024, other comprehensive income (loss) for the year ended December 31, 2024 would have decreased or increased, respectively, by approximately \$239,000 (December 31, 2023 – \$26,000), as a result of changes in the fair value of equity investments.

***Foreign Currency Risk***

The Company is exposed to financial risk related to fluctuation of foreign exchange rates. The sensitivity of the Company's net loss due to changes in the exchange rate between the US\$ against the Canadian dollar is included in the table below in Canadian dollar equivalents. As at December 31, 2024, the Company held USD denominated cash and cash equivalents of \$2,728,000 (December 31, 2023 - \$3,139,000). The Company has not hedged its exposure to currency fluctuations.

	Year ended December 31,	
	2024	2023
Cash, cash equivalents	\$ 2,728	\$ 3,139
<b>Net exposure</b>	<b>\$ 2,728</b>	<b>\$ 3,139</b>
<b>Effect of +/- 10% change in currency</b>	<b>\$ 273</b>	<b>\$ 314</b>

***Interest Rate Risk***

Interest rate risk is the risk that future cash flows will fluctuate as a result of changes in market interest rates. The Company does not have any borrowings that are subject to fluctuations in market interest rate. Interest rate risk is limited to potential decreases on the interest rate offered on cash and cash equivalents held with chartered Canadian financial institutions. The Company manages its interest rate risk by seeking to optimize the interest income earned on excess funds while maintaining the necessary liquidity to conduct its day-to-day operations. The Company considers this risk to be immaterial.

***Commodity price risk***

The Company is subject to commodity price risk from fluctuations in the market prices for silver. Commodity price risks are affected by many factors that are outside the Company's control including global or regional consumption patterns, the supply of and demand for metals, speculative activities, the availability and costs of metal substitutes, inflation, and political and economic conditions. The financial instrument impacted by commodity prices is the Silver Stream derivative liability. The Company's net loss would have increased or decreased by approximately \$3,441,000 if the commodity price had been 10% higher or lower as at December 31, 2024.

**b) Credit Risk**

Credit risk is the risk of financial loss to the Company if a customer or counterparty to a financial instrument fails to meet its contractual obligations. Financial instruments which are potentially subject to credit risk for the Company consist primarily of cash and cash equivalents, accounts and other receivables, and the reclamation deposit. The Company considers credit risk with respect to its cash and cash equivalents to be immaterial as cash and cash equivalents are mainly held through high credit quality major Canadian financial institutions as determined by ratings agencies.

**FIRST MINING GOLD CORP.****NOTES TO THE CONSOLIDATED FINANCIAL STATEMENTS**

(Presented in Canadian dollars unless otherwise noted, tabular amounts are presented in thousands of Canadian dollars except for number of shares and per share amount)

**21. FINANCIAL AND CAPITAL RISK MANAGEMENT (continued)****c) Liquidity Risk**

Liquidity risk is the risk that the Company will not be able to meet its financial obligations as they become due. The Company's policy is to try to ensure that it will have sufficient cash to allow it to meet its liabilities when they become due. The Company manages its liquidity risk by preparing annual estimates of exploration and administrative expenditures and monitoring actual expenditures compared to the estimates to ensure that there is sufficient capital on hand to meet ongoing obligations (See Note 1).

The following table summarizes the maturities of the Company's financial liabilities as at December 31, 2024 based on the undiscounted contractual cash flows:

	Carrying Amount	Contractual Cash Flows	Less than 1 year	1 – 3 years	4 – 5 years	After 5 years
Accounts payable and accrued liabilities	\$ 7,162	\$ 7,162	\$ 7,162	\$ -	\$ -	\$ -
Other liabilities	476	600	400	200	-	-
Lease liability	221	261	66	195	-	-
<b>Total</b>	<b>\$ 7,859</b>	<b>\$ 8,023</b>	<b>\$ 7,628</b>	<b>\$ 395</b>	<b>\$ -</b>	<b>\$ -</b>

As at December 31, 2024, the Company held cash and cash equivalents of \$11,351,000 (December 31, 2023 - \$12,211,000).

**d) Capital Risk Management**

The Company's objectives when managing capital are to safeguard the Company's ability to continue as a going concern in order to pursue the exploration and retention of its mineral properties. In the management of capital, the Company includes the components of shareholders' equity. The Company prepares annual estimates of exploration and administrative expenditures and monitors actual expenditures compared to the estimates to ensure that there is sufficient capital on hand to meet ongoing obligations.

**22. SUBSEQUENT EVENTS**

a) Subsequent to December 31, 2024, the Company granted the following incentive grants:

**Stock Options**

The Company granted 17,800,000 stock options to Directors, Officers, employees and consultants of the Company under the terms of its share-based compensation plan. The stock options have a weighted average exercise price of \$0.125 per share and are exercisable for a period of five years from grant date.

**RSUs**

The Company granted 7,756,955 RSUs to Officers and employees of the Company under the terms of its share-based compensation plan. The awards have a graded vesting schedule over a three-year period and will be settled in equity upon vesting. In February 2025, the Company issued 1,078,130 common shares pursuant to the exercise of RSUs for an aggregate settlement value of \$115,000.

**PSUs**

The Company granted 3,600,000 PSUs to Officers and Vice Presidents of the Company under the terms of its share-based compensation plan. The awards vest over a three-year period and will be settled in equity upon vesting. The amount of shares ultimately to be issued will vary and it is dependent on the Company's share performance as compared to the share performance of a selected group of peer companies.

**FIRST MINING GOLD CORP.**

**NOTES TO THE CONSOLIDATED FINANCIAL STATEMENTS**

(Presented in Canadian dollars unless otherwise noted, tabular amounts are presented in thousands of Canadian dollars except for number of shares and per share amount)

---

**22. SUBSEQUENT EVENTS (continued)**

**DSUs**

The Company grants 400,000 DSUs to a Director of the Company under the terms of its share-based compensation plan. The awards have a graded vesting schedule over an 18-month period and will be settled in equity upon vesting.

- b) Subsequent to December 31, 2024, 2,500,000 stock options expired at a weighted average exercise price of \$0.25.
- c) On March 28, 2025, the Company announced that it has received the final payment of US\$5 million from First Majestic in connection with the silver stream that First Majestic has with the Company's Springpole Project. The parties entered into an amending agreement to the Silver Purchase Agreement on March 13, 2025 ("Amending Agreement") to amend the terms of the final payment due from First Majestic under the Silver Purchase Agreement (the "Tranche 3 Payment"), such that the Tranche 3 payment would be for US\$5 million in cash.

As consideration for amending the terms of the Tranche 3 payment, the Company has amended the terms of the common share purchase warrants (the "Warrants") that were issued to First Majestic on July 2, 2020 under the terms of the Silver Purchase Agreement. The 32,050,228 Warrants that were issued to First Majestic had an exercise price of \$0.374 per Warrant and were set to expire on July 2, 2025. Pursuant to the Amending Agreement, the exercise price of the Warrants has been revised to \$ 0.20, and the expiry date of the Warrants has been extended to March 31, 2028. In addition, if the closing price of the Company's common shares on the TSX equals or exceeds \$0.30 for 45 consecutive trading days, to the date which is 30 days following the dissemination of a news release announcing the acceleration. All other terms of the Warrants remain unchanged.



TSX: **FF** | OTCQX: **FFMGF** | FRANKFURT: **FMG**

**MANAGEMENT'S  
DISCUSSION & ANALYSIS**

FOR THE YEAR ENDED DECEMBER 31, 2024

---

Suite 2070 – 1188 West Georgia Street, Vancouver, British Columbia V6E 4A2  
[www.firstmininggold.com](http://www.firstmininggold.com) | 1-844-306-8827

---



TABLE OF CONTENTS

GENERAL	2
COMPANY OVERVIEW AND STRATEGY	2
2024 HIGHLIGHTS	3
SELECT FINANCIAL INFORMATION	6
MINERAL PROPERTY PORTFOLIO GOLD RESERVES AND RESOURCES	6
MINERAL PROPERTY PORTFOLIO REVIEW	8
SELECT QUARTERLY FINANCIAL INFORMATION	20
RESULTS OF CONTINUING OPERATIONS	21
FINANCIAL CONDITION, LIQUIDITY AND CAPITAL RESOURCES	23
FINANCIAL INSTRUMENTS	24
RELATED PARTY TRANSACTIONS	24
OFF-BALANCE SHEET ARRANGEMENTS	25
FINANCIAL LIABILITIES AND COMMITMENTS	25
NON-IFRS MEASURES	25
MATERIAL ACCOUNTING POLICIES	25
CRITICAL ACCOUNTING ESTIMATES	25
CRITICAL ACCOUNTING JUDGMENTS	25
NEW ACCOUNTING STANDARDS ISSUED	26
RISKS AND UNCERTAINTIES	26
QUALIFIED PERSONS	28
SECURITIES OUTSTANDING	28
DISCLOSURE CONTROLS AND PROCEDURES	28
MANAGEMENT'S REPORT ON INTERNAL CONTROL OVER FINANCIAL REPORTING	29
LIMITATIONS OF CONTROLS AND PROCEDURES	29
FORWARD-LOOKING INFORMATION	29
CAUTIONARY NOTE TO U.S. INVESTORS	30

## GENERAL

This Management's Discussion and Analysis ("MD&A") should be read in conjunction with the audited annual consolidated financial statements of First Mining Gold Corp. (the "Company" or "First Mining") for the year ended December 31, 2024 and 2023. These annual consolidated financial statements ("financial statements") have been prepared in accordance with International Financial Reporting Standards as issued by the International Accounting Standards Board ("IFRS Accounting Standards").

For purposes of preparing our MD&A, we consider the materiality of information. Information is considered material if: (i) such information results in, or would reasonably be expected to result in, a significant change in the market price or value of our shares; (ii) there is a substantial likelihood that a reasonable investor would consider it important in making an investment decision; or (iii) it would significantly alter the total mix of information available to investors. We evaluate materiality with reference to all relevant circumstances, including potential market sensitivity.

Continuous disclosure materials, including the Company's 40-F/Annual Information Form ("AIF"), annual MD&A, audited consolidated financial statements, and Notice of Annual Meeting of Shareholders and Proxy Circular will be available on our website at [www.firstmininggolds.com](http://www.firstmininggolds.com) on SEDAR+ at [www.sedarplus.ca](http://www.sedarplus.ca) and on EDGAR at [www.sec.gov](http://www.sec.gov). Note that nothing mentioned is incorporated by reference unless specified otherwise.

In this MD&A, unless the context otherwise requires, references to the "Company", "First Mining", "we", "us", and "our" refer to First Mining Gold Corp. and its subsidiaries.

This MD&A contains "forward-looking statements" and "forward-looking information" within the meaning of applicable Canadian securities laws. See the section in this MD&A titled "Forward-Looking Information" for further details. In addition, this MD&A has been prepared in accordance with the requirements of Canadian securities laws, which differ in certain material respects from the disclosure requirements of United States securities laws, particularly with respect to the disclosure of mineral reserves and mineral resources. See the section in this MD&A titled "Cautionary Note to U.S. Investors Regarding Mineral Resource and Mineral Reserve Estimates" for further details.

This MD&A contains disclosure of certain non-IFRS financial measures. Non-IFRS measures do not have any standardized meaning prescribed under IFRS. See the section in this MD&A titled "Non-IFRS Measures" for further details.

All dollar amounts included in this MD&A are expressed in Canadian dollars unless otherwise noted. This MD&A is dated as of March 28, 2025, and all information contained in this MD&A is current as of March 28, 2025.

## COMPANY OVERVIEW AND STRATEGY

First Mining is advancing a portfolio of gold projects in Canada, with a focus on the Springpole Gold Project (the "Springpole Project" or "Springpole") in northwestern Ontario, including the surrounding Birch-Uchi mineral tenure, and the Duparquet Gold Project (the "Duparquet Project" or "Duparquet") in Quebec.

Springpole is one of the largest undeveloped gold projects in Ontario<sup>1</sup>. The Company has commenced a Feasibility Study ("FS"). The Company announced on November 5, 2024, that it has successfully submitted the final Environmental Impact Statement/Environmental Assessment ("EIS/EA"), while concurrently continuing with permitting activities. First Mining continues to engage and consult various Indigenous communities, municipalities, regulators and stakeholders by holding community open house meetings as well as technical reviews and meetings.

In September 2022, First Mining acquired 100% ownership of the Duparquet Project, one of the largest undeveloped gold projects in Quebec. The Company filed a Preliminary Economic Assessment ("PEA") on the Duparquet Project in October 2023. First Mining also wholly owns the Cameron Gold Project in Ontario. The portfolio of First Mining's gold project interests includes a 30% interest in the Pickle Crow Gold Project in Ontario (being advanced in a joint venture with Firefly Metals Ltd.) and a 20% interest in the Hope Brook Gold Project in Newfoundland (being advanced in partnership with Big Ridge Gold Corp.).

<sup>1</sup> Source: S&P Market Intelligence database; ranking among undeveloped primary gold resources per jurisdiction.

## 2024 HIGHLIGHTS

The following highlights the Company's most recent developments (including subsequent events up to March 28, 2025).

### Project Highlights

#### Springpole

- On February 12, 2025, the Company announced final drilling results from the 2024 East Extension Phase 1 diamond drilling program. The East Extension Phase 1 exploration drilling program comprised 5 holes for a total of 2,293 m and was successful in returning significant widths of continuous mineralization in an underexplored area of the Project located within the current PFS open-pit development footprint. Highlights from the drill program include two broad mineralization intervals of 0.75 g/t Au and 3.30 g/t Ag over 134.2 m, and 0.67 g/t Au and 12.79 g/t Ag over 105.4 m in drill hole SP24-011, and demonstrate significant upside potential to further extend mineralization with continuity and provide the opportunity to reclassify material that is currently classified as "waste" into "ore" in the proposed run of mine pit design. This could potentially reduce the strip ratio and increased processed ore tonnes.
- On November 13, 2024, The Company announced the establishment and positive initial review by a best practice Independent Geotechnical and Tailings Review Board ("IGTRB") for the Springpole Gold Project.
- On November 9, 2024, the Company announced an Eastern Extension resource growth opportunity at the Springpole Gold Project with initial results from the 2024 East Extension diamond drilling program, including 0.83 g/t Au and 8.02 g/t Ag over 52.50 m, and 0.61 g/t Au and 4.66 g/t Ag over 46.50 m from drill hole SP24-007.
- On November 5, 2024, the Company announced the submission of the Final EIS/EA for the Springpole Gold Project. The final EIS/EA incorporates over 14 years of research and data collection and includes several optimizations completed since the release of the Pre-Feasibility Study. The submission reflects multiple scientific and engineering disciplines to achieve a sustainable Project that will both protect the environment and deliver tremendous socio-economic and infrastructure benefits. Through advancement in Project designs, analysis shows that all regulatory requirements will be met by the Project, including fish habitat offsetting and water quality that will meet stringent Canadian Water Quality Guidelines during all phases of the Project. The input received from all parties during the draft EIS/EA review helped inform the optimizations made for the final EIS/EA.
- Continued collecting environmental baseline data and advancing environmental assessment work, and continued engagement with local Indigenous rights holders, government regulators and stakeholders of the Springpole Project.
- Completion of a diamond drilling program to support additional hydrogeological data collection in the areas around proposed mine infrastructure, consisting of 26 drill holes for a total of 1,359 m, plus installation of long-term groundwater monitoring wells.

#### Birch-Uchi

- On September 9 2024, the Company announced four newly-discovered gold mineralization occurrences at the Challenger target. The new occurrences were identified during their summer follow-up mapping program in the Challenger target area.
- Additional work completed includes further consolidation and analysis of the historical exploration data, a summer soil geochemistry campaign focused on new and follow-up targets; and mapping and prospecting programs focusing on several prospective areas which commenced in June 2024. Corresponding drill target development is underway.
- In April 2024, the Company completed its 3-year amended option agreement with Whitefish Exploration Inc. on the Swain Lake property, and 70% ownership of the property, which comprises 82 mining claims over an area of 1,656 hectares, was transferred to First Mining.
- In February 2024, the Company completed its 3-year option agreement with Exiro Minerals Corp. on the Swain Post property, and 100% ownership of the property, which comprises 237 mining claims over an area of 4,786 hectares, was transferred to First Mining.

#### Duparquet

- On March 5, 2025, the Company announced the largest exploration drill program undertaken since acquiring the full ownership of the Project in 2022. The Company will aim to complete an approximate 18,000m of exploration drilling this year, with focusing on advancing priority targets that are aligned to resource growth potential and further unlock a regional gold endowment supportive of future development optionality at the Project.
- On January 20, 2025, the Company announced new drilling results from the 2024 Phase 3 diamond drilling program. The Company identified two new discovery gold zones during the expansion drilling at the Valentre target. Assay results for the newly discovered "Miroir Zone" located north of the Valentre target, returned 3.12 g/t Au over 19.35 m, including 5.47 g/t Au over 9.6 m. A second discovery, the "Aiguille Zone", occurred south of the Valentre target, returning 8.99 g/t Au over 3.1 m.
- On November 21, 2024, the Company announced exploration drill results from the Buzz and North Zone expansion targets, with hole DUP24-028 from the Buzz Zone returning 1.55 g/t Au over 15.4 m, including 3.08 g/t Au over 5.3 m, and Hole DUP24-032 from the North Zone returning 4.00 g/t Au over 5.7 m, including 6.65 g/t Au over 2.0 m.
- On August 28, 2024, the Company announced drilling results from the 2024 Phase 3 diamond drilling program at Duparquet which further defined resource expansion opportunities at the Valentre target. The Phase 3 program was completed in October 2024, comprising 24 holes over 9,564m.
- On June 18, 2024, the Company provided an update on the final Phase 2B drilling results, including drill hole DUP24-024 which returned multiple gold zones including 10.67 g/t Au over 5.3 m, 6.63 g/t Au over 9.0 m, 3.04 g/t Au over 33.5 m, and 5.97 g/t Au over 33.0 m in newly identified mafic volcanic units not previously modelled at the Duparquet project.
- On May 21, 2024, the Company reported initial drilling results from its 2024 Phase 2B winter diamond drilling program at Duparquet. Multiple high-grade gold zones that had not been previously modelled were identified.
- Exploration field campaigns commenced at Duparquet in Q2 with a focus on regional prospecting and mapping targets.
- On May 1, 2024, the Company announced the completion of its Phase 2 winter drilling program totaling 2,856 m and the commencement of a Phase 3, 9,000 m drilling program, as well as a series of property-wide regional programs focused on geophysical, LiDAR, and field surveys covering its 19 km, 5,800 hectare property surrounding a key portion of the Destor-Porcupine Fault Zone. Development of a property-wide expanded 3D geological and target model was also completed in support of the regional programs.
- Drilling at the Central Duparquet High Grade Zone in the area of the historical Central Duparquet development returned results validating the resource wireframe and supporting the extension of a higher-grade zone with mineralization continuity at depth.
- On January 9, 2024, the Company announced the expansion of multiple gold zones from the drilling of key targets at the Duparquet Project. A new area of mineralization continuity was identified at Central Duparquet ("Valentre Target"), demonstrating the potential continuity of mineralization between the Central Duparquet and the Dumico deposits that had never been drill tested prior to First Mining's 2023 drilling campaign.

#### **Corporate Announcements**

- On March 28, 2025, the Company announced that it has received the final payment of US\$5 million from First Majestic in connection with the silver stream that First Majestic has with the Company's Springpole Project. The parties entered into an amending agreement to the Silver Purchase Agreement on March 13, 2025 ("**Amending Agreement**") to amend the terms of the final payment due from First Majestic under the Silver Purchase Agreement (the "**Tranche 3 Payment**"), such that the Tranche 3 payment would be for US\$5 million in cash. As consideration for amending the terms of the Tranche 3 payment, the Company has amended the terms of the common share purchase warrants (the "**Warrants**") that were issued to First Majestic on July 2, 2020, under the terms of the Silver Purchase Agreement. The 32,050,228 Warrants that were issued to First Majestic had an exercise price of \$0.374 per Warrant and were set to expire on July 2, 2025. Pursuant to the Amending Agreement, the exercise price of the Warrants has been revised to \$0.20, and the expiry date of the Warrants has been extended to March 31, 2028. In addition, if the closing price of the Company's common shares on the TSX equals or exceeds \$0.30 for 45 consecutive trading days, to the date which is 30 days following the dissemination of a news release announcing the acceleration. All other terms of the Warrants remain unchanged.

- As of December 31, 2024, the Company's cash and marketable securities balance was \$13.7 million and the equity interest in PC Gold Inc. (Pickle Crow Project) was \$21.5 million.
- On December 3, 2024, the Company announced positive Federal Conformity Determination for the Springpole Gold Project Final EIS.
- On November 5, 2024, the Company announced that it successfully submitted the Final EIS/EA for the Springpole Project. The Final EIS/EA submission marks a significant procedural milestone in the advancement of the Springpole Project and follows over two and a half years of consultation and engagement on the draft EIS/EA submitted in May 2022. The Project is being assessed by the Impact Assessment Agency of Canada ("IAAC") in accordance with the Canadian Environmental Assessment Act (CEAA, 2012) and by the Ministry of Environment Conservation and Parks ("MECP") under Ontario's Environmental Assessment Act.
- On October 31, 2024, the Company announced that it has entered into a Process Agreement with Cat Lake First Nation ("Cat Lake") and Lac Seul First Nation ("Lac Seul") which provides important capacity support for the implementation of a community-based Anishinaabe-Led Impact Assessment ("ALIA"). The Process Agreement represents a significant commitment for the Company and provides the framework for First Mining, Cat Lake and Lac Seul to have procedural clarity and meaningful participation in the review of the Springpole Project through the unique cultural perspective of the Anishinaabe people.
- On October 10, 2024, the Company completed a non-brokered private placement offering (the "Private Placement Offering"). Pursuant to the Private Placement Offering, the Company raised aggregate gross proceeds of \$7,352,600, which consisted of 54,463,706 units (the "Private Placement Units") of the Company at a price of \$0.135 per Private Placement Unit. Each Private Placement Unit consisted of one common share of the Company and one-half of one common share purchase warrant (each whole common share purchase warrant, a "Private Placement Warrant"). Each Private Placement Warrant entitles the holder to acquire one common share of the Company at an exercise price of \$0.20 per common share for a period of 36 months following the closing date of the Private Placement Offering.
- On September 26, 2024, the Company completed a brokered bought deal public offering (the "Bought Deal Offering"). Pursuant to the Bought Deal Offering, the Company raised aggregate gross proceeds of \$8,050,023 which consisted of 59,629,800 units (the "Bought Deal Units") of the Company at a price of \$0.135 per Bought Deal unit. Each Bought Deal Unit consisted of one common share and one-half of one common share purchase warrant (each whole common share purchase warrant, a "Bought Deal Warrant"). Each Bought Deal Warrant entitles the holder to acquire one common share of the Company at an exercise price of \$0.20 per common share for a period of 36 months following the closing date of the Bought Deal Offering.
- On June 27, 2024, the Company published its third annual Environmental, Social and Governance ("ESG") Report for the 2023 year highlighting the Company's ESG commitments, practices and performance.
- On June 14, 2024, the Company completed a non-brokered private placement for aggregate gross proceeds of \$6,950,000 consisting of 31,212,121 flow-through shares ("FT Shares") for the purposes of the *Income Tax Act* (Canada)(the "ITA") at a price of \$0.165 per FT Unit, and 10,000,000 Quebec flow-through units that qualify as flow-through units for the purposes of the ITA and the *Taxation Act* (Quebec)(the "Quebec FT Shares") at a price of \$0.18 per Quebec FT Share.
- On January 24, 2024, the Company filed a Final Shelf Prospectus with the securities regulatory authorities in Canada, and a corresponding Registration Statement on Form F-10 with the United States Securities and Exchange Commission. The Final Shelf Prospectus and the Registration Statement were filed to provide the Company with greater financial flexibility going forward.
- On January 9, 2024, the Company announced the appointment of James Maxwell to Vice President, Exploration & Project Operations and Stephen Lines to Vice President, Sustainability. The Company also announced the resignation of Jeffery Reinson as Chief Operating Officer.

SELECT FINANCIAL INFORMATION

Financial Results (in \$000s Except for per Share Amounts):	For the year ended December 31,		
	2024	2023	2022
Mineral Property Cash Expenditures <sup>(1)</sup>	\$ 20,777	\$ 18,193	\$ 25,113
Net Income (Loss)	(15,314)	(7,036)	(16,279)
Total Cash used in Operating Activities	(3,952)	(5,072)	(5,082)
Basic and Diluted Net Loss Per Share (in Dollars) <sup>(2)</sup>	\$ (0.02)	\$ (0.01)	\$ (0.02)

Financial Position (in \$000s):	December 31,		
	2024	2023	2022
Cash and Cash Equivalents	\$ 11,351	\$ 12,211	\$ 13,558
Working Capital <sup>(3)</sup>	744	2,162	5,612
Marketable Securities	2,388	263	184
Mineral Properties <sup>(4)</sup>	256,059	244,234	221,147
Investment in NexGold Mining Corp. (formerly Treasury Metals Inc.) <sup>(5)</sup>	-	3,269	5,592
Investment in PC Gold Inc. (Pickle Crow Project)	21,527	21,527	21,572
Investment in Big Ridge Gold Corp. (Hope Brook Project)	-	1,406	2,119
Total Assets	294,852	286,067	266,933
Total Non-current Liabilities	\$ 36,095	\$ 36,486	\$ 30,015

- (1) This represents mineral property expenditures per consolidated statements of cash flows.
- (2) The basic and diluted loss per share calculations result in the same amount due to the anti-dilutive effect of outstanding stock options and warrants.
- (3) This is a non-IFRS measurement with no standardized meaning under IFRS Accounting Standards and may not be comparable to similar financial measures presented by other issuers. For further information please see the section in this MD&A titled "Non-IFRS Measures" and "Trends in Liquidity, Working Capital, and Capital Resources".
- (4) Includes Hope Brook Impairment of \$12.0M in Q1 2024.
- (5) During Q2 2024, the Company reclassified its equity investment in NexGold Mining Corp. to current marketable securities.

**Net Income (Loss)** – The increase in net loss for the year ended 2024 compared to the net loss in the same period in 2023 is primarily due to the change in net loss from non-cash items for the current period. The net loss for the year ended December 31, 2024 is primarily comprised of an impairment of Hope Brook Project of \$12.0 million (December 31, 2023: \$1.5 million impairment on equity investment in NexGold).

**Cash and Cash Equivalents** – The decrease in cash and cash equivalents held for the year ended December 31, 2024 was primarily due to cash used in operating activities and investing activities at the Company's mineral projects, particularly at Springpole and Duparquet, offset by the cash received from the sale of marketable securities and proceeds from equity financings.

**Total Assets** – The increase relative to the prior period ended December 31, 2023, was mainly due to equity raises during the year in which facilitated the \$24.7 million increase in the mineral property expenditures primarily at Springpole and Duparquet offset by the \$12.0 million impairment of the Hope Brook Project in Q1 2024.

MINERAL PROPERTY PORTFOLIO GOLD RESERVES AND RESOURCES

The Springpole Project is the only mineral project owned by First Mining that has Mineral Reserves attributed to it. The Mineral Reserves for Springpole are based on the conversion of Indicated Mineral Resources within the current pit design. The Mineral Resources and Reserves for the Springpole Project are shown below (for further details, see the technical report entitled "NI 43-101 Technical Report and Pre-Feasibility Study on the Springpole Gold Project, Ontario Canada" dated February 26, 2021 (the "PFS"), which was prepared for First Mining by AGP Mining Consultants Inc. ("AGP") in accordance with NI 43-101 and is available under First Mining's SEDAR+ profile at [www.sedarplus.ca](http://www.sedarplus.ca)):

Project	Tonnes	Gold Grade (g/t)	Silver Grade (g/t)	Contained Gold Ounces (oz)	Contained Silver Ounces (oz)
<b>Probable Reserves</b>					
Springpole Gold Project <sup>(1)</sup>	121,600,000	0.97	5.23	3,800,000	20,500,000
<b>Measured Resources</b>					
Cameron Gold Project <sup>(2)</sup>	3,360,000	2.75	-	297,000	-
Duparquet Gold Project <sup>(3)</sup>	183,600	1.43	-	8,500	-
<b>Indicated Resources</b>					
Springpole Gold Project <sup>(4)</sup>	151,000,000	0.94	5.00	4,600,000	24,300,000
Hope Brook Gold Project (20%) <sup>(8)</sup>	3,238,000	2.32	-	241,200	-
Cameron Gold Project <sup>(5)</sup>	2,170,000	2.40	-	167,000	-
Duparquet Gold Project <sup>(3)</sup>	69,022,700	1.55	-	3,432,100	-
<b>Inferred Resources</b>					
Springpole Gold Project <sup>(4)</sup>	16,000,000	0.54	2.80	300,000	1,400,000
Hope Brook Gold Project (20%) <sup>(8)</sup>	443,000	3.24	-	46,200	-
Cameron Gold Project <sup>(6)</sup>	6,535,000	2.54	-	533,000	-
Pickle Crow Gold Project (30%) <sup>(7)</sup>	2,835,600	4.10	-	369,150	-
Duparquet Gold Project <sup>(3)</sup>	50,822,000	1.62	-	2,640,500	-
<b>Total Measured Resources</b>	<b>3,543,600</b>	<b>2.68</b>	<b>-</b>	<b>305,500</b>	<b>-</b>
<b>Total Indicated Resources</b>	<b>225,430,700</b>	<b>1.16</b>	<b>5.00</b>	<b>8,440,300</b>	<b>24,300,000</b>
<b>Total Measured and Indicated Resources</b>	<b>228,974,300</b>	<b>1.18</b>	<b>5.00</b>	<b>8,745,800</b>	<b>24,300,000</b>
<b>Total Inferred Resources</b>	<b>76,635,600</b>	<b>1.59</b>	<b>2.80</b>	<b>3,888,850</b>	<b>1,400,000</b>

The Mineral Reserves and Resources set out in this table, with the exception of the Hope Brook Gold Project, are based on the technical report for the applicable property, the title and date of which are set out under the applicable property description within the section "Mineral Property Portfolio Review" in this MD&A or in the Company's AIF for the year ended December 31, 2024, which is available under the Company's SEDAR+ profile at [www.sedarplus.ca](http://www.sedarplus.ca). The Hope Brook Mineral Resources are based on the technical report titled "Mineral Resource Estimate Update for the Hope Brook Gold Project, Newfoundland and Labrador, Canada", prepared by SGS Geological Services Ltd. For Big Ridge Gold Corp., dated April 6, 2023, which is available under Big Ridge's SEDAR+ profile at [www.sedarplus.ca](http://www.sedarplus.ca). Mineral Resources that are not Mineral Reserves do not have demonstrated economic viability. The estimate of Mineral Resources may be materially affected by environmental permitting, legal, title, taxation, sociopolitical, marketing or other relevant issues.

- (1) The Springpole Mineral Reserve Estimate has an effective date of December 30, 2020, and is based on the Mineral Resource Estimate that has an effective date of July 30, 2020. The Mineral Reserve Estimate was completed under the supervision of Gordon Zurowski, P.Eng., of AGP, a Qualified Person as defined under NI 43-101. Mineral Reserves are stated within the final design pit based on a US\$878/oz Au pit shell with a US\$1,350/oz Au price for revenue. The equivalent cut-off grade was 0.34 g/t gold ("Au") for all pit phases. The mining cost averaged \$2.75/t mined, processing cost averaged \$14.50/t milled, and the G&A cost averaged \$1.06/t milled. The process recovery for gold averaged 88% and the silver recovery was 93%. The exchange rate assumption applied was \$1.30 equal to US\$1.00.
- (2) Comprised of 2,670,000 tonnes of pit-constrained (0.55 g/t Au cut-off) Measured Mineral Resources at 2.66 g/t Au, and 690,000 tonnes of underground (2.00 g/t Au cut-off) Measured Mineral Resources at 3.09 g/t Au.
- (3) The Duparquet Consolidated Mineral Resource Estimate represents a combination of the resources at the Duparquet, Pitt Gold and Duquesne deposits. For Duparquet, the mineral resource estimate is classified as Measured, Indicated and Inferred. For Pitt Gold and Duquesne, the mineral resource estimates are completely classified as Inferred. Duparquet deposit resources are reported at a cut-off grade of 0.4 g/t Au (in-pit and tailings) and 1.5 g/t Au (underground). Duquesne open pit resources are reported at a cut-off grade of 0.5 g/t Au, and Pitt Gold and Duquesne underground resources are reported at a cut-off grade of 1.75 g/t Au.
- (4) Springpole Mineral Resources are inclusive of Mineral Reserves. Open pit Mineral Resources are reported at a cut-off grade of 0.30 g/t Au. Cut-off grades are based on a price of US\$1,550/oz Au and \$20/oz ("Ag"), and processing recovery of 88% Au and 93% Ag. The estimated Life of Mine ("LOM") strip ratio for the resource estimate is 2.36. Silver Mineral Resources for Springpole are shown in separate columns for Silver Grade (g/t) and Contained Silver Ounces (oz).
- (5) Comprised of 820,000 tonnes of pit-constrained (0.55 g/t Au cut-off) Indicated Mineral Resources at 1.74 g/t Au, and 1,350,000 tonnes of underground (2.00 g/t Au cut-off) Indicated Mineral Resources at 2.08 g/t Au.
- (6) Comprised of 35,000 tonnes of pit-constrained (0.55 g/t Au cut-off) Inferred Mineral Resources at 2.45 g/t Au, and 6,500,000 tonnes of underground (2.00 g/t Au cut-off) Inferred Mineral Resources at 2.54 g/t Au.
- (7) The Pickle Crow Gold Project contains total Inferred Mineral Resources of 9,452,000 tonnes at 4.10 g/t Au, for a total of 1,230,500 ounces Au. This is comprised of 1,887,000 tonnes of pit-constrained (0.50 g/t Au cut-off) Inferred Mineral Resources at 1.30 g/t Au, and 7,565,000 tonnes of underground Inferred Mineral Resources that consist of: (i) a bulk tonnage, long-hole stopping component (2.00 g/t Au cut-off); and (ii) a high-grade cut-and-fill component (2.60 g/t Au cut-off) over a minimum width of 1 m. First Mining owns 30% of the Pickle Crow Gold Project, and 70% is owned by Firefly Metals Ltd. The Inferred Mineral Resources for Pickle Crow shown in the above table reflects First Mining's percentage ownership interest in the Pickle Crow Gold Project.
- (8) First Mining owns 20% of the Hope Brook Gold Project, and 80% is owned by Big Ridge Gold Corp. The Indicated and Inferred Mineral Resources for Hope Brook shown in the above table only reflects First Mining's percentage ownership interest.

## MINERAL PROPERTY PORTFOLIO REVIEW

The following section discusses the Company's priority and other significant projects for assets located in Canada.

As at December 31, 2024 and 2023, the Company had capitalized the following acquisition, exploration and evaluation costs to its mineral properties:

	Springpole	Birch-Uchi	Duparquet	Cameron	Hope Brook	Total
<b>Balance</b>						
<b>December 31, 2023</b>	<b>\$ 138,957</b>	<b>\$ 7,983</b>	<b>\$ 48,594</b>	<b>\$ 32,848</b>	<b>\$ 15,852</b>	<b>\$ 244,234</b>
2024 acquisition and capitalized net expenditures	15,280	2,463	5,190	218	1	23,152
Tax recovery received and impairment	-	-	(107)	-	(800)	(907)
Impairment	-	-	-	-	(11,955)	(11,955)
Environmental remediation	-	-	1,535	-	-	1,535
<b>Balance</b>						
<b>December 31, 2024</b>	<b>\$ 154,237</b>	<b>\$ 10,446</b>	<b>\$ 55,212</b>	<b>\$ 33,066</b>	<b>\$ 3,098</b>	<b>\$ 256,059</b>

## MATERIAL CANADIAN GOLD PROJECTS

### Springpole Gold Project, Ontario

The Springpole Gold Project, as defined in the PFS, covers an area of 41,943 hectares in northwestern Ontario, and consists of 30 patented mining claims, 282 mining claims and thirteen mining leases. Additional mining claims in the Birch-Uchi region, surrounding the Springpole Gold Project have been acquired by First Mining since 2021, bringing the total mineral tenure area held 100% by First Mining to approximately 51,200 hectares. This includes the acquisition of the Swain Post mining claims in February 2024, which were transferred to First Mining from Exiro Minerals Corp, on completion of a 3-year option agreement. In addition, First Mining owns 70% of the Swain Property, totaling another 1,656 hectares, after the completion of a 3-year option agreement with Whitefish Exploration Inc. in April 2024. The Springpole project is located approximately 110 kilometres ("km") northeast of the Municipality of Red Lake in northwestern Ontario and is situated within the Birch-Uchi Greenstone Belt. The large, open pittable resource is supported by significant infrastructure, including a 44-person onsite camp, a forestry access road within 18 km of the camp, and nearby power lines within 40 km. The Springpole Gold Project is located within an area that is covered by Treaty Nine and Treaty Three First Nations Agreements. With approximately 4.6 million ounces of gold and 24 million ounces of silver in the Indicated Mineral Resource category, the Springpole Gold Project is one of the largest undeveloped gold projects in Ontario<sup>2</sup>.

During the year ended December 31, 2024, the most significant expenditures at the Springpole Gold Project were:

- \$7,481,000 in connection with environmental data collection and assessment activities, assaying, field and technical work primarily related to the submission of the final EA by the end of 2024;
  - \$3,100,000 in connection with indigenous consultation and reimbursements, including spend related to signing of Process Agreements with Cat Lake and Lac Seul First Nations;
  - \$1,899,000 for technical consultants, contractors, and salaries;
  - \$1,285,000 in connection with camp costs for fuel, travel and other related expenditures;
  - \$1,140,000 in connection with exploration-related activities and technical studies; and
  - \$375,000 in connection with land tenure and advanced royalty payments.
- \$15,280,000**

<sup>2</sup> Source: S&P Market Intelligence database; ranking among undeveloped primary gold resources per jurisdiction.



### Technical Programs

First Mining has been engaged in a number of significant technical programs to further optimize the development plan for Springpole and to further define the project scope for the Final EIS/EA, which was submitted in November 2024, and into the Feasibility Study ("FS") process. These programs include FS-level metallurgical test work, geotechnical and site investigation work to support FS-level preliminary pit slope, dike and Co-Disposal Facility design, revisions to the PFS mine plan, an update to the Mineral Resource estimate in the PFS incorporating recent drilling results, completion of a power connectivity study, exploring renewable power generation opportunities, additional environmental data collection, and predictive environmental effects modelling and studies.

### Renewable Power Generation Opportunities

An initial scoping study in 2021 on power generation in the project development area concluded that wind and solar were both viable potential supplemental power sources for the Springpole Project that warranted further study. In furtherance of this, First Mining continued site-specific data collection for wind resources throughout 2022, 2023 and 2024. A preliminary wind data report summarizing the 2022 to Q1 2023 findings was issued by SLR in April 2023 and 1-year summary wind data reports were issued in H2 for the 2023 and 2024 data collection periods.

### Further Co-Disposal Facility ("CDF") Optimization

In Q4 2022, First Mining completed all trade-off studies on the CDF, which highlighted the need for additional optimization on the PFS design. First Mining adopted certain recommendations arising from the trade-off studies, then in the first half of 2023 continued to advance the CDF concept design which supported the mine planning, process design and environmental assessment work. The CDF concept design being advanced by WSP was presented to a recently formed Independent Geotechnical Review Board ("IGTRB") in Q4 2023 and Q2 2024 and discussions were held in the meetings. Following this, the concept design was updated based on these discussions and underwent a formal IGTRB review and recommendations. The feedback received in October 2024 has been positive with support for the current design.

### Environmental Data Collection

In February 2024, an aerial survey was conducted to locate and study the caribou previously collared, as well as a general aerial survey of the area. The wolverine study was also continued, with non-invasive camera traps being deployed from February – April. Ongoing quarterly surface water and groundwater sampling programs continued in 2024.

### Environmental Impact Statement/Environmental Assessment (EIS/EA) Preparation

Consultation and engagement on the Final EIS/EA with Indigenous communities, municipalities, regulators and stakeholders will continue following the submission of the Final EIS/EA in Q4 2024. A positive conformity determination was provided by the Impact Assessment Agency of Canada which confirmed the Final EIS/EA meets all of the requirements of the federal EIS guidelines, allowing the review of the Final EIS/EA to proceed without delay to the public and technical comment period.

### Cat Lake First Nation ("CLFN")

On September 18, 2023, the Company was informed that CLFN had passed a Band Council Resolution ("BCR") ratifying an existing moratorium on mining and mining related activities in Cat Lake traditional territory. CLFN had declared a moratorium on mining and mining related activities by letter dated December 2022. The Province of Ontario continued to grant exploration and other permits to the Company throughout 2022 and 2023, and to date the moratorium has not impacted the Company's ability to carry out exploration and environmental assessment activities at the Springpole site. The Company continues to provide Cat Lake opportunities to engage in Project planning and to constructively engage with other local Indigenous communities, government regulators and stakeholders on the Springpole Project.

On February 8, 2024, First Mining was granted several authorizations to permit construction of a temporary winter access road to the Springpole exploration camp. On February 21, 2024, CLFN challenged the authorizations and asked the court for an order canceling the authorizations and remitting the matter to the Ministry of Natural Resources and Forest (the "MNRF") for reconsideration in accordance with its duty to consult and accommodate CLFN. On February 23, 2024, the court ordered an interim stay of the authorization pending judicial review, pausing the temporary winter road construction activities. On March 20, 2024, First Mining joined CLFN and Lac Seul First Nation in signing a letter addressed to the provincial and federal governments inviting key representatives to engage towards the establishment of an agreement for a CLFN all-season community access road. On June 17, 2024, following discussions between the parties, CLFN accepted a settlement offer by MNRF. The settlement agreement has been filed with the court bringing an end to the judicial review process.

On October 31, 2024, the Company announced that it has entered into a Process Agreement with Cat Lake First Nation ("Cat Lake") and Lac Seul First Nation ("Lac Seul") which provides important capacity support for the implementation of a community-based Anishinaabe-Led Impact Assessment ("ALIA"). The Process Agreement represents a significant commitment for First Mining and provides the framework for First Mining, Cat Lake and Lac Seul to have procedural clarity and meaningful participation in the review of the Springpole Gold Project through the unique cultural perspective of the Anishinaabe people.

#### Key Catalysts for Springpole Project Development in 2024

First Mining completed a number of important project advancements in 2024, including:

- Advancing geotechnical work plans for design of open pit and Co-Disposal Facility ("CDF");
- Continuation of other FS engineering activities such as dyke design, CDF design, road access and transmission line design, and other site infrastructure requirements;
- Continuing assessment of renewable energy development opportunities in and around the Project;
- Ongoing engagement and subsequent updates to the environmental effects studies and EIS/EA report; and
- Filing of the EIS/EA Report in Q4 2024.

#### Silver Stream transaction with First Majestic Silver Corp.

On June 10, 2020, First Mining entered into a Silver Purchase Agreement with First Majestic Silver Corp. ("First Majestic") pursuant to which First Majestic agreed to pay First Mining total consideration of US\$22.5 million (the "Advance Payment"), in three tranches, for the right to purchase 50% of the payable silver produced from the Springpole Gold Project for the life of the project (the "Silver Stream"). The transaction closed on July 2, 2020, and the first two tranches totaling \$17.5M have been paid to First Mining. The final tranche of US\$5 million is payable by First Majestic upon First Mining receiving approval of a federal or provincial EA for the Springpole Gold Project, currently anticipated for Q4 2025, with US\$2.5 million payable in cash and US\$2.5 million payable in First Majestic shares (based on 20-day VWAP of the First Majestic Shares on the TSX at the time).

In addition, upon closing the transaction on July 2, 2020, First Mining issued 30 million common share purchase warrants ("First Mining Warrants") to First Majestic pursuant to the terms of the Silver Purchase Agreement. Each First Mining Warrant entitles First Majestic to purchase one First Mining Share at an exercise price of \$0.40 for a period of five years (subsequently re-priced to \$0.37 in accordance with the terms of the Silver Purchase Agreement). In the event the Company were to default, First Majestic may terminate the Silver Purchase Agreement and the Advance Payment received by First Mining at that time would become repayable. The Silver Stream has an initial term of 40 years from July 2, 2020. The term is automatically extended by successive 10-year periods as long as the life of mine continues for the Springpole Gold Project.

On March 14, 2025, the Company and First Majestic agreed to amend the terms of Tranche 3 payable by First Majestic to the Company, pursuant to the Silver Purchase Agreement, to a US \$5 million cash payment which were paid to the Company on March 27, 2025. As part of the amendment, the Company has extended the expiry dates of 32,050,228 outstanding common share purchase warrants (the "Warrants") of the Company issued to First Majestic on July 2, 2020 and subsequently adjusted on July 2, 2021. Each Warrant has an exercise price of \$0.374 per share and an expiry date of July 2, 2025. The Company has extended the expiry date of the Warrants to March 31, 2028 and to revised the exercise price of the Warrant to \$0.20 per share. Pursuant to the terms of the amended Warrants, the Company may accelerate the expiry date of the Warrants if the closing price of the Company's common shares on the TSX equals or exceeds \$0.30 for 45 consecutive trading days, to the date which is 30 days following the dissemination of a news release announcing the acceleration. All other terms of the Warrants remain unchanged.

Upon receipt of its share of silver production, First Majestic will make cash payments to First Mining for each ounce of silver paid to First Majestic under the Silver Purchase Agreement equal to 33% of the lesser of the average spot price of silver for the applicable calendar quarter, and the spot price of silver at the time of delivery (the “**Silver Cash Price**”), subject to a price cap of US\$7.50 per ounce of silver (the “**Price Cap**”). The Price Cap is subject to an annual inflation escalation of 2%, commencing at the start of the third year of production. First Mining has the right to repurchase 50% of the Silver Stream for US\$22.5 million at any time prior to the commencement of production at Springpole. The proceeds received by First Mining have been used to advance the Springpole Gold Project through the FS process and will also be used to advance the project through the federal and provincial EA processes.

**Birch-Uchi Gold Project, Ontario (Regional exploration acquisitions)**

With its Birch-Uchi Gold Project, First Mining consolidated a 74,000 ha mineral tenure through acquisitions and option agreements (see Figure 1) surrounding its Springpole Project to advance regional scale exploration opportunities. The Birch-Uchi Greenstone Belt has historically and still presents an encouraging opportunity for discovery in an area which has only seen a fraction of the exploration work that has been done in the neighboring Red Lake and Pickle Lake greenstone belts.

Prospective targets in this mineral tenure include the past-producing high-grade Sol d’Or mine, the Swain property, the Vixen North property - located nearby the past-producing Argosy mine, which produced approximately 100,000 oz. at 11.4 g/t Au - and the Birch property, which includes the HGI prospect where historical drilling has intersected gold grades up to 245 g/t.

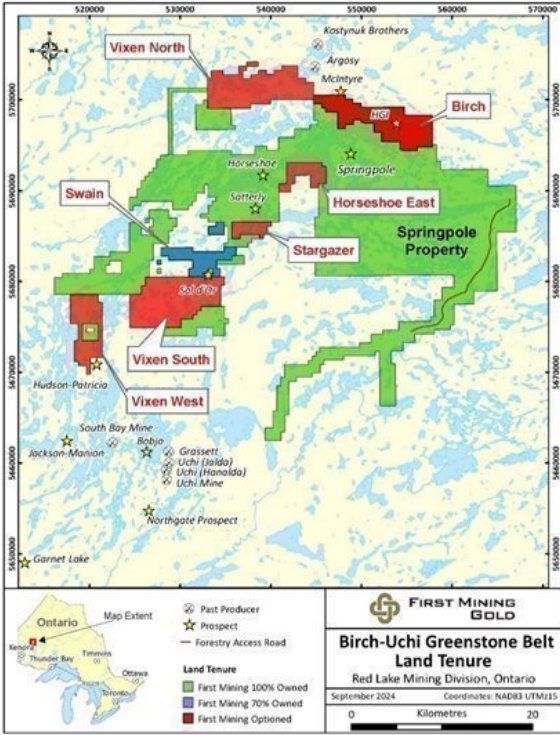


Figure 1: First Mining’s Land Tenure within the Birch-Uchi Greenstone Belt

First Mining has actively been conducting regional-scale exploration in the Birch-Uchi Greenstone Belt since 2021 where the focus has been to infill data gaps, follow up on historical and newly-defined prospective areas, and advance discovery to build a prospectivity pipeline.

During the 2022 and 2023 targeted field campaigns, First Mining's exploration teams collected 1,381 soil geochemical samples and 998 rock grab samples during mapping and prospecting campaigns, drill tested four targets, and completed a 3,843 line km airborne geophysical survey. This work has contributed to the development of a target catalogue with more than 80 targets identified for further follow-up and advancement.

In December 2023, the Company announced the discovery of a new high grade gold occurrence at its Birch-Uchi Project. Grab sampling at the now-established Challenger target led to the discovery of two new mineralized occurrences approximately 60 m apart, with samples returning gold values including 25.60 g/t Au, 7.10 g/t Au and 4.42 g/t Au. The Challenger target area is located 12 kmsouthwest of the First Mining's flagship Springpole Gold Project and has become one of several high priority exploration targets for the Company.

In February 2024, the Company completed its 3-year option agreement with Exiro Minerals Corp. on the Swain Post property, and 100% ownership of the property, which comprises 237 mining claims over an area of 4,786 hectares, was transferred to First Mining.

In April 2024, the Company completed its 3-year option agreement with Whitefish Exploration Inc. on the Swain Lake property, and 70% ownership of the property, which comprises 82 mining claims over an area of 1,656 hectares, was transferred to First Mining.

A 2024 follow-up field mapping program yielded four new gold occurrences, including visible gold in grab and channel samples, proximal to the original 2023 discovery area at the Challenger target. Results were reported in September 2024, with channel sample assay highlights of 6.53 g/t Au over 3 m (including 57.8 g/t Au over 0.3 m) and grab sample assay highlights of up to 26.6 g/t Au, 20.3 g/t Au, and 7.73 g/t Au.

On June 14, 2024, the Company completed a non-brokered private placement, pursuant to which, the Company raised gross proceeds of \$6,950,000. \$2.5 million of these proceeds were designated towards continued development of the Birch-Uchi Gold Project.

During the year ended December 31, 2024, the most significant expenditures at the Birch-Uchi Gold Project were:

- \$790,000 related to exploration and technical consulting;
  - \$775,000 related to salary and share-based payments;
  - \$450,000 in option payments related to ALX, Whitefish, Swain Post and Pelangio (\$175K, \$155K, \$75K and \$10K respectively);
  - \$339,000 related to environmental, assaying and field supplies; and
  - \$109,000 related to travel and other expenditures.
- \$2,463,000**

#### **Future Work Plans**

Following on from completed field programs, the First Mining exploration team continues to integrate the data for regional consolidation, analysis and target evolution. The 2023 summer mapping and soil geochemistry sampling programs were focused on a multitude of prospective areas in their Birch-Uchi land tenure, and a field program of mapping, sampling and prospecting commenced in June 2024 and concluded in Q4 2024. The focus for 2024 was on further characterizing select targets on several prospective areas and infilling additional data supporting refinement and evolution of corresponding drill targets, and this will continue through 2025.

## Duparquet Gold Project, Quebec

### Property Description

The Duparquet Gold Project, as defined in the 2023 PEA, consists of seven contiguous mineral exploration properties: Beattie, Donchester, Central Duparquet, Dumico, Porcupine East, Pitt Gold, and Duquesne (see Figure 2), as well as the tailings from the former Beattie mine. The Project is located in the Abitibi region of the Province of Quebec, approximately 50 km north of the city of Rouyn-Noranda. The Duparquet Gold Project site has infrastructure which includes paved, provincial highways from Rouyn-Noranda to the south and La Sarre to the north – both mining communities that can provide mining infrastructure and skilled labour to develop a mine. The Project site is also proximal to Quebec's hydroelectric power grid.

Previously, the Duparquet property was comprised of two separate mining concessions (Beattie and Donchester mines), but in 2021 the mining concessions reverted back to mining claims, and that claim block is now comprised of fifty map-designated claims covering an area of 1,079 ha. With the addition of the Porcupine East, Pitt Gold and Duquesne claim blocks, the Duparquet Gold Project comprises 199 map-designated claims totaling 5,804 hectares. The Project covers a strike length of 19 km of favourable stratigraphy along the Destor-Porcupine Fault Zone.

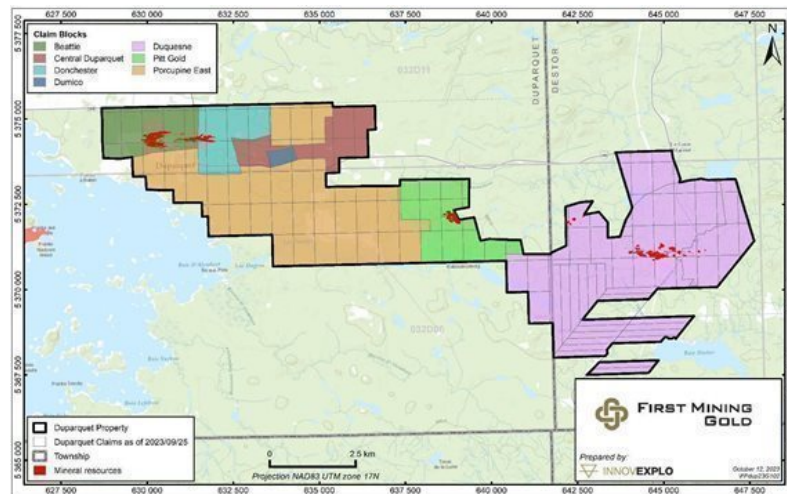


Figure 2: Map of the Duparquet Gold Project showing Subdivisions of the Claim Blocks

### 2023 Preliminary Economic Assessment, Duparquet Gold Project

On September 7, 2023, First Mining announced results of a positive PEA at the Duparquet Gold Project. A NI-43-101 technical report for the PEA was filed on October 20, 2023. The PEA results support a 15,000 tonnes per day open pit and underground mining operation over an 11-year mine life. The economics of the PEA only consider the Duparquet gold deposit located on the Beattie, Donchester, Central Duparquet and Dumico claim blocks and do not include the mineral resources defined at the Pitt Gold and Duquesne deposits (see Mineral Resource Estimate section). For further details on the Duparquet PEA see the technical report entitled "NI 43-101 Technical Report: Preliminary Economic Assessment, Duparquet Gold Project, Quebec, Canada" dated October 20, 2023, which was prepared for First Mining by G Mining Services Inc. in accordance with NI 43-101 and is available under First Mining's SEDAR+ profile at [www.sedarplus.ca](http://www.sedarplus.ca).

#### PEA Highlights

- C\$1.07 billion pre-tax NPV<sub>5%</sub> and C\$588 million after-tax NPV<sub>5%</sub> at US\$1,800/oz gold ("Au");
- 24.9% pre-tax IRR; 18.0% after-tax IRR at US\$1,800/oz Au;
- Annual Life-of-Mine ("LOM") recovered gold production of 233 koz;
- Total LOM recovered gold of 2.6 Moz over an 11-year mine life;
- Pre-tax payback of 3.8 years; after-tax payback of 4.8 years;
- Initial capital costs estimated at C\$706 million; sustaining and underground development capital costs estimated at C\$738 million; and
- Average annual LOM Total Cash Cost of US\$751/oz(1); average annual LOM All-In Sustaining Costs ("AISC") of US\$976/oz(2).

(1) Total Cash Costs consist of mining costs, processing costs, mine-level G&A, treatment and refining charges and royalties.

(2) AISC includes total cash costs plus sustaining capital, development capital and closure costs.

The reader is advised that the PEA is preliminary in nature and is intended to provide only an initial, high-level review of the Project potential and design options. The PEA mine plan and economic model include numerous assumptions and the use of Inferred mineral resources. Inferred mineral resources are considered too speculative geologically to have the economic considerations applied to them that would enable them to be categorized as mineral reserves and to be used in an economic analysis except as allowed for in PEA studies. There is no guarantee that Inferred resources can be converted to Indicated or Measured resources, and as such, there is no certainty that the PEA or Project economics described herein will be realized or achieved.

#### Economic Sensitivities

The Project economics and cash flows are highly sensitive to changes in the price of gold, as detailed in Table 2.

**Table 2: PEA Sensitivity to Gold Price, Operating Costs and Capital Costs**

##### Sensitivity to Gold Price

Gold Price (US\$/oz)	\$1,400	\$1,600	\$1,800	\$2,000	\$2,200
Pre-Tax NPV <sub>5%</sub>	C\$168 million	C\$621 million	<b>C\$1.07 billion</b>	C\$1.53 billion	C\$1.98 billion
Pre-Tax IRR	8.5%	17.1%	<b>24.9%</b>	32.0%	38.6%
After-Tax NPV <sub>5%</sub>	C\$20 million	C\$310 million	<b>C\$588 million</b>	C\$859 million	C\$1.12 billion
After-Tax IRR	5.5%	12.1%	<b>18.0%</b>	23.2%	28.0%

##### Sensitivity to Initial Capital Costs

Initial Capital Costs	+20%	+10%	C\$706 million	-10%	-20%
Pre-Tax NPV <sub>5%</sub>	C\$814 million	C\$949 million	<b>C\$1.07 billion</b>	C\$1.18 billion	C\$1.28 billion
Pre-Tax IRR	16.7%	20.4%	<b>24.9%</b>	30.5%	37.8%
After-Tax NPV <sub>5%</sub>	C\$413 million	C\$503 million	<b>C\$588 million</b>	C\$661 million	C\$723 million
After-Tax IRR	12.0%	14.7%	<b>18.0%</b>	21.9%	26.9%

##### Sensitivity to Operating Costs

Operating Costs	+20%	+10%	C\$2.2 billion	-10%	-20%
Pre-Tax NPV <sub>5%</sub>	C\$761 million	C\$917 million	<b>C\$1.07 billion</b>	C\$1.23 billion	C\$1.39 billion
Pre-Tax IRR	19.5%	22.2%	<b>24.9%</b>	27.4%	29.9%
After-Tax NPV <sub>5%</sub>	\$398 million	\$494 million	<b>C\$588 million</b>	\$680 million	\$771 million
After-Tax IRR	14.0%	16.0%	<b>18.0%</b>	19.9%	21.7%

#### Mineral Resource Estimate

In September 2022, the Mineral Resource Estimate ("MRE") for the Duparquet deposit was updated by InnovExplo Inc. in accordance with NI 43-101 (See news release of September 12, 2022 for details). The Duparquet deposit MRE contains 3.44 million ounces of gold in the Measured & Indicated category, grading 1.55 g/t Au, and an additional 1.6 million ounces of gold in the Inferred category, grading 1.36 g/t Au (see Table 3).

In August 2023, new Mineral Resource Estimates were completed on First Mining's 100% owned Pitt Gold and Duquesne deposits and have added 1.0 million ounces of gold grading 2.32 g/t Au in the Inferred category (see Table 4), which now form part of the larger consolidated Duparquet Gold Project.

Following the updated Mineral Resource Estimates at Pitt Gold and Duquesne, the consolidated Duparquet Project now contains 3.44 million ounces of gold in the Measured & Indicated category, grading 1.55 g/t Au, and an additional 2.64 million ounces of gold in the Inferred category, grading 1.62 g/t Au (see Table 5).

**Table 3: Duparquet Deposit Mineral Resource Estimate (Effective September 12, 2022)**

Area (mining method)	Cut-off (g/t)	Measured Resource			Indicated Resource			Inferred Resource		
		Tonnage (t)	Au (g/t)	Ounces	Tonnage (t)	Au (g/t)	Ounces	Tonnage (t)	Au (g/t)	Ounces
Open Pit	0.40	163,700	1.37	7,200	59,410,600	1.52	2,909,600	28,333,000	1.07	970,400
UG Mining	1.50	-	-	-	5,506,900	2.26	399,300	9,038,900	2.29	665,600
Tailings	0.40	19,900	2.03	1,300	4,105,200	0.93	123,200	-	-	-
<b>Total</b>		<b>183,600</b>	<b>1.43</b>	<b>8,500</b>	<b>69,022,700</b>	<b>1.55</b>	<b>3,432,100</b>	<b>37,371,900</b>	<b>1.36</b>	<b>1,636,000</b>

**Table 4: Pitt Gold and Duquesne Deposits Mineral Resource Estimate (Effective August 31, 2023) – not included in the PEA**

Area (mining method)	Cut-off (g/t)	Pitt Gold Inferred Resource			Duquesne Inferred resource		
		Tonnage (t)	Au (g/t)	Ounces	Tonnage (t)	Au (g/t)	Ounces
Open Pit	0.50	-	-	-	6,300,000	1.56	316,000
UG Mining	1.75	2,120,000	2.75	187,200	5,030,000	3.10	501,400
<b>Total</b>		<b>2,120,000</b>	<b>2.75</b>	<b>187,200</b>	<b>11,330,000</b>	<b>2.24</b>	<b>817,400</b>

**Table 5: Duparquet Gold Project Consolidated Mineral Resource Estimate (Effective August 31, 2023)**

Area (mining method)	Cut-off (g/t)	Measured Resource			Indicated Resource			Inferred Resource		
		Tonnage (t)	Au (g/t)	Ounces	Tonnage (t)	Au (g/t)	Ounces	Tonnage (t)	Au (g/t)	Ounces
Open Pit	0.40	163,700	1.37	7,200	59,410,600	1.52	2,909,600	34,633,000	1.16	1,286,400
UG Mining	1.50	-	-	-	5,506,900	2.26	399,300	16,189,000	2.60	1,354,100
Tailings	0.40	19,900	2.03	1,300	4,105,200	0.93	123,200	-	-	-
<b>Total</b>		<b>183,600</b>	<b>1.43</b>	<b>8,500</b>	<b>69,022,700</b>	<b>1.55</b>	<b>3,432,100</b>	<b>50,822,000</b>	<b>1.62</b>	<b>2,640,500</b>

Notes to accompany the Duparquet Deposit Mineral Resource Estimate:

- The independent and qualified persons for the Mineral Resource estimate, as defined by NI 43-101, are Marina Lund, P.Geo., Carl Pelletier, P.Geo. and Simon Boudreau, P.Eng. from InnovExplo Inc., and Guy Comeau, P.Eng. from Soutex Inc. The effective date of the estimate is Sept. 12, 2022.
- Mineral Resources are not Mineral Reserves, as they do not have demonstrated economic viability. There is currently insufficient data to define these Inferred Mineral Resources as Indicated or Measured Mineral Resources and it is uncertain if further exploration will result in upgrading them to an Indicated or Measured Mineral Resource category. The Mineral Resource estimate follows current CIM Definition Standards.
- The results are presented in situ and undiluted and have reasonable prospects of economic viability.
- In-pit and underground estimates encompass sixty (60) mineralized domains and one dilution envelope using the grade of the adjacent material when assayed or a value of zero when not assayed; The tailings estimate encompass four (4) zones.
- In-pit and underground: High-grade capping of 25 g/t Au; Tailings: High-grade capping of 13.0 g/t Au for Zone 1, 3.5 g/t Au for Zone 2, 1.7 g/t Au for Zone 3 and 2.2 g/t Au for Zone 4. High-grade capping supported by statistical analysis was done on raw assay data before compositing.



- f) In-pit and underground: The estimate used a sub-block model in GEOVIA SURPAC 2021 with a unit block size of 5m x 5m x 5m and a minimum block size of 1.25m x 1.25m x 1.25m. Grade interpolation was obtained by ID2 using hard boundaries. Tailings: The estimate used a block model in GEOVIA GEMS with a block size of 5m x 5m x 1m. Grade interpolation was obtained by ID2 using hard boundaries.
- g) In-pit and underground: A density value of 2.73 g/cm<sup>3</sup> was used for the mineralized domains and the envelope. A density value of 2.00 g/cm<sup>3</sup> was used for the overburden. A density value of 1.00 g/cm<sup>3</sup> was used for the excavation solids (drifts and stopes) assumed to be filled with water. Tailings: A fixed density of 1.45 g/cm<sup>3</sup> was used in zones and waste.
- h) In-pit and underground: The Mineral Resource estimate is classified as Measured, Indicated and Inferred. The Measured category is defined by blocks having a volume of at least 25% within an envelope built at a distance of 10 m around existing channel samples. The Indicated category is defined by blocks meeting at least one (1) of the following conditions: Blocks falling within a 15-m buffer surrounding existing stopes and/or blocks for which the average distance to composites is less than 45 m. A clipping polygon was generated to constrain Indicated Mineral Resources for each of the sixty (60) mineralized domains. Only the blocks for which reasonable geological and grade continuity have been demonstrated were selected. All remaining interpolated blocks were classified as Inferred Mineral Resources. Blocks interpolated in the envelope were all classified as Inferred Mineral Resources. Tailings: The Measured and Indicated categories were defined based on the drill hole spacing (Measured: Zones 1 and 2 = 30m x 30m grid; Indicated: Zone 3 = 100m x 100m grid and Zone 4 = 200m x 200m grid).
- i) In-pit and underground: The Mineral Resource estimate is locally pit-constrained with a bedrock slope angle of 50° and an overburden slope angle of 30°. The out-pit Mineral Resource met the reasonable prospect for eventual economic extraction by having constraining volumes applied to any blocks (potential underground extraction scenario) using DSO. It is reported at a rounded cut-off grade of 0.4 g/t Au (in-pit and tailings) and 1.5 g/t Au (UG). The cut-off grades were calculated using the following parameters: mining cost = CA\$70.00 (UG); processing cost = CA\$11.90 to 17.00; G&A = CA\$8.75; refining and selling costs = CA\$5.00; gold price = US\$1,650/oz; USD:CAD exchange rate = 1.31; and mill recovery = 93.9%. The cut-off grades should be re-evaluated in light of future prevailing market conditions (metal prices, exchange rates, mining costs etc.).
- j) The number of metric tons and ounces was rounded to the nearest hundred, following the recommendations in NI 43-101. Any discrepancies in the totals are due to rounding.
- k) The authors are not aware of any known environmental, permitting, legal, title-related, taxation, socio-political, or marketing issues, or any other relevant issue not reported in the Technical Report, that could materially affect the Mineral Resource estimate.

Notes to accompany the Pitt and Duquesne Mineral Resource Estimates:

- The independent qualified persons for the Pitt Gold and Duquesne mineral resource estimates, as defined by NI 43-101, are Olivier Vadrnais-Leblanc, P.Geo., Carl Pelletier, P.Geo., and Simon Boudreau, P.Eng. from InnovExplo. The effective date of the estimate is August 31, 2023.
- These mineral resources are not mineral reserves, as they do not have demonstrated economic viability. There is currently insufficient data to define these Inferred mineral resources as Indicated or Measured mineral resources and it is uncertain if further exploration will result in upgrading them to an Indicated or Measured mineral resource category. The mineral resource estimate follows current CIM Definition Standards.
- The results are presented in situ and undiluted and have reasonable prospects of eventual economical extraction.
- Pitt Gold: Underground: High-grade capping of 20 g/t Au. High-grade capping supported by statistical analysis was done on composited assays.
- Duquesne: In-pit and Underground: High-grade capping of 55 g/t Au. High-grade capping supported by statistical analysis was done on composited assays.
- A density value of 2.7 g/cm<sup>3</sup> was used for the mineralized domains and the envelope.
- The mineral resource estimates are classified as Inferred due to a lack of confidence in certain drill hole collar and underground development locations.
- The Mineral Resource Estimates for Duquesne and Pitt Gold were prepared using 3D block modelling and the inverse distance squared ("ID2") interpolation method.
- The mineral resources are categorized as Inferred based on drill spacing, as well as geological and grade continuity. A maximum distance to the closest composite of 75 m for Inferred in all zones for Duquesne and 210 m for Inferred in all zones for Pitt Gold.

#### Exploration Program

First Mining completed a maiden diamond drilling program in 2023 which totalled 6,963 m in 17 holes and defined several significant discovery and follow-up targets. Mapping campaigns were also initiated in 2023, targeting brownfield opportunities as well as regional, greenfield opportunities.

The 2024 drilling program was completed between February and October 2024 and comprised 31 holes over 12,420 m, with final assay results still pending. In total, 48 holes for 19,383 m have been completed at Duparquet by First Mining during its 2023 and 2024 drilling programs.



Highlights of the 2024 exploration program at Duparquet up to December 31, 2024 include:

- Initial drilling results from 2024 Phase 2B winter diamond drilling program reported on May 21, 2024. Drilling targeted areas of the North Zone which forms a foundational part of the Project's gold resource, as well as discovery-level drilling of the Rex Target, an important exploration trend immediately north of the current resource. Highlights included drill hole DUP24-018 returning 3.11 g/t Au over 13.16m from 175.52 m to 188.68 m, and hole DUP24-019 returning 3.07 g/t Au over 10.32 m from 87.94 m to 98.26 m, and 3.19 g/t over 4.53 m from 102.30 m to 106.83 m.
- Additional assay results reported on June 18, 2024 from drilling which targeted additional exploration trends of the North Zone, assessing the potential for higher-grade areas with extensional continuity. Drill hole DUP24-024 returned multiple intervals of significant higher-grade mineralization over considerable widths that are hosted proximal to and within a newly identified mafic volcanic unit. Highlights from hole DUP24-024 include 10.67 g/t Au over 5.3 m from 448.4 m to 453.7 m, 6.63 g/t Au over 9.0 m from 476.0 m to 485.0 m, 3.04 g/t Au over 33.5 m from 488.5 m to 522.0 m, and 5.97 g/t Au over 33.0 m from 534.0 m to 567.0 m (including 9.63 g/t Au over 4.2 m from 534.7 m to 538.9 m, and 14.43 g/t Au over 6.0 m from 547.0 m to 553.0 m).
- Completion of a project-wide airborne geophysical and LiDAR survey, partnered with leading industry group ALS Goldspot Discoveries Ltd.
- Completion of an on-site exploration planning session evolving geoscience strategies and targeting, involving a team of in-house geoscientists, strategic advisors and industry consultants.
- Introduction of an oriented core program.
- Commencement of a summer field campaign consisting of mapping and prospecting on regional targets.
- Completion of a property-wide, 3-dimensional geological modelling project, advancing both regional development opportunities and areas favoured for exploration discovery potential.
- On August 28, 2024, the Company reported initial results from its Phase 3 drilling campaign, from select holes from the Valentre target, which tests an area between the Central Duparquet and Dumico resource pit shells which was previously not drilled due to a historical property boundary. Highlights include 3.98 g/t Au over 8.70 m (hole DUP24-026), and 1.82 g/t Au over 14.35 m (hole DUP24-027), demonstrating both encouraging grades and widths within an area of potential resource growth and further exploration opportunities. The Phase 3 drilling program also targeted the Buzz Zone and the North Zone Expansion target areas, with additional results expected for future release.
- On November 21, 2024 the Company reported drill results relating to the further expansion of the Buzz and North Zone targets. Drilling in the Buzz Zone returned positive drill intercepts over a strike length of 170 m between the newly drilled hole, and highlights include drill hole DUP24-028 returning 1.55 g/t Au over 15.4 m (including 3.08 g/t Au over 5.3 m). Further drilling at the North Zone, totalling 2,319 m in three holes, supports a 130 m strike extension towards the east of the current resource. North Zone drilling highlights include 4.00 g/t Au over 5.7 m including 6.65 g/t Au over 2.0 m in hole DUP24-032, and 1.61 g/t Au over 8.35 m (including 5.02 g/t Au over 1.65 m) in hole DUP24-031.
- On June 14, 2024, the Company completed a non-brokered private placement, pursuant to which, the Company raised gross proceeds of \$6,950,000. \$2.5 million of these proceeds were designated towards the continued development of the Duparquet Gold Project.

During the year ended December 31, 2024, the most significant expenditures at the Duparquet Gold Project were:

- \$3,306,000 in connection with environmental, assaying, and field supplies;
  - \$1,817,000 in connection with exploration, drilling and exploration technical related activities;
  - \$1,384,000 in connection with salary & share based payments;
  - \$176,000 in connection with travel, fuel and other expenditures; and
  - \$42,000 in connection with land taxes.
- \$6,725,000**

#### Environmental and Permitting

First Mining has initiated discussions with the relevant Quebec ministries to address environmental and legacy issues as part of the redevelopment of the property. On February 15, 2023, the Company's wholly-owned subsidiary received a Notice of Non-Compliance from the Ministry of the Environment, the Fight Against Climate Change, Wildlife and Parks ("MELCCFP") in Quebec regarding historical storage of mine byproduct material on the Duparquet property. Since acquiring the Duparquet Project, the Company has been proactively working with MELCCFP in respect of this historical environmental issue and on March 31, 2023, the Company's wholly-owned subsidiary Eldorado Gold Mines filed an initial management plan with MELCCFP. The Company subsequently filed a response to comments made by the MELCCFP on the groundwater monitoring plan for historical tailings on June 30, 2023. Positive discussions with the MELCCFP are ongoing and a permit application was advanced in Q4 2024 for submission in Q1 2025 to allow for the removal of the historical mine byproduct material and secure storage on a proposed new storage pad at the future processing plant location. Construction of the storage pad is anticipated to occur in H2 2025 in preparation for material storage in 2026. The Company is committed to working in partnership with the municipality of Duparquet, citizens and Indigenous communities.

Effective May 6, 2024, the Quebec Ministry implemented an amendment to the Mining Regulations which introduced a new authorization process aimed at "impact causing exploration work". This requires a mining company that wishes to carry out any of this type of work to submit an application for an authorization for impact-causing exploration work (or "ATT") to the Ministère des Ressources naturelles et des Forêts.

MDD has applied for and were granted three (3) ATT's related to exploration drilling throughout 2024, allowing exploration drilling activities to continue over the next two years across key exploration target zones. In addition to this, MDD is actively reviewing its exploration permitting requirements across the property and will be evaluating the needs for additional permitting on a continuous basis.

#### **Future Work Plans**

The 2024 exploration programs at the Duparquet Project aimed to build on the successes and learnings of the 2023 campaigns, with a continued focus on growth opportunities. Drilling recommenced February 2024 with the objective of completing the Phase 2 winter drilling component of the program. In the second quarter of 2024, the Company commenced a Phase 3 drilling campaign targeting the North Zone, Buzz and Valentre targets as well as some near resource extensional targets. A second drill was added to the program in Q3 2024 to finish off the program which was completed in October 2024. The Company also completed tenure-wide regional airborne geophysics and LiDAR survey programs during 2024 to further uplift exploration target development and vectoring ahead of the upcoming field campaigns. A property-wide 3D geological model update was also completed with final deliverables provided in Q3 2024. Fieldwork campaigns were concluded in Q4 2024. Inbound assay results, processing and interpretation of 2024 drill and field program results will continue into 2025 and will be focused around exploration drilling target development, supporting the evolution of the Duparquet Gold Projects target pipeline. Project development work will consist of continued project derisking coupled with mining scenario optimization studies focused on an initial project development approach.

#### **Other Projects**

##### **Cameron Gold Project, Ontario**

The Cameron Gold Project consists of a district-scale, 528 square kilometre (53,000 ha) mineral tenure package in northern Ontario, encompassing the Cameron Gold Deposit, the West Cedartree deposits (including Dubenski and Dogpaw), the East Cedartree deposit, and several other highly prospective gold showings that have historically been explored by both surface and underground drilling and mine development.

The project is centered around the foundational resource of the Cameron gold deposit containing 464,000 oz Au in the Measured and Indicated categories, and an additional 533,000 oz Au in the Inferred category. Further details are available in the NI-43-101 Technical Report entitled "Technical Report on the Cameron Gold Deposit, Ontario, Canada" dated January 17, 2017, which is available under the Company's SEDAR+ profile at [www.sedarplus.ca](http://www.sedarplus.ca).

During the year ended December 31, 2024, overall spend at the Cameron project was approximately \$218,000 of which 57% is attributable to salaries.

##### **Pickle Crow Gold Project, Ontario (30% Project Interest)**

First Mining owns a 30% interest in PC Gold, the joint venture company that owns the Pickle Crow Project. First Mining's joint venture partner is FireFly Metals ("Firefly") and owns the remaining 70% of PC Gold, and is the current operator of the Pickle Crow Project.

The Pickle Crow Project hosts an Inferred Mineral Resource of 9.4 Mt grading 4.1 g/t Au and containing 1,230,500 oz Au. The technical report in support of these resources, entitled "An Updated Mineral Resource Estimate for the Pickle Crow Property, Patricia Mining Division, Northwestern Ontario, Canada" and dated June 15, 2018, was prepared for us by Micon International Limited in accordance with NI 43-101, and is available under our SEDAR+ profile at [www.sedarplus.ca](http://www.sedarplus.ca).

### Hope Brook Gold Project, Newfoundland (20% Project Interest)

First Mining owns a 20% interest in the Hope Brook Gold Project. First Mining's joint venture partner is Big Ridge Gold Corp. ("Big Ridge") who owns the remaining 80% of the Hope Brook Project and is the current operator.

The Hope Brook Gold Project is located 85 km east of Port aux Basques, Newfoundland. The property tenure was reconfigured in 2023, and again in 2024, and now covers an area of 5,925 ha over ten mineral licenses, with a deposit hosted by pyritic silicified zones occurring within a deformed, strike-extensive advanced argillic alteration zone.

The Hope Brook Gold Project hosts an Indicated Mineral Resource of 16.2 Mt grading 2.32 g/t Au and containing 1,206,000 oz Au and an Inferred Mineral Resource of 2.2 Mt grading 3.24 g/t Au and containing 231,000 oz Au. The technical report entitled "Technical Report on the Mineral Resource Estimate Update for the Hope Brook Gold Project, Newfoundland and Labrador, Canada" and dated April 6, 2023 with an effective date of January 17, 2023, was prepared for Big Ridge Gold Corp. by SGS Geological Services in accordance with NI 43-101, and is available under Big Ridge's SEDAR+ profile at [www.sedarplus.ca](http://www.sedarplus.ca).

### Earn-In Agreement with Big Ridge Gold

On April 6, 2021, First Mining announced that it had entered into an earn-in agreement (the "Big Ridge Earn-In Agreement") with Big Ridge Gold Corp. pursuant to which Big Ridge may earn up to an 80% interest in Hope Brook. A summary of the transaction is set out in the table below and additional detail related to the earn-in arrangement is included in the Company's news release dated April 6, 2021. The table below reflects the Amended Earn-In for Stage 2.

On September 13, 2022, the Company announced that Big Ridge had completed the Stage 1 earn-in requirements with respect to the Hope Brook Gold Project, as set out in the Big Ridge Earn-In Agreement. As required under the agreement, Big Ridge (i) incurred \$10 million in qualifying exploration expenditures at Hope Brook, (ii) issued 15,000,000 common shares of Big Ridge to First Mining, and (iii) granted to First Mining a 1.5% NSR royalty on Hope Brook, which was sold to Elemental Altus Royalties Corp. in Q1 2023.

With the Stage 1 Earn-In complete, Big Ridge earned a 51% ownership interest in Hope Brook and had until June 8, 2026 to acquire an additional 29% direct interest in Hope Brook (the "Stage 2 Earn-In") by: (i) incurring a further \$10 million in exploration expenditures; and (ii) issuing additional Big Ridge Shares to First Mining in the amount that is the lesser of (a) 10,000,000 Big Ridge Shares; or (ii) the number of Big Ridge Shares which, when combined with the number of Big Ridge Shares owned by First Mining at the time of issuance, would result in First Mining owning 19.9% of the issued and outstanding Big Ridge Shares. Upon completion of the Stage 2 Earn-In, First Mining held a 20% interest in Hope Brook which will be free carried until the completion of a Feasibility Study by Big Ridge.

On March 21, 2024, the Company amended the Earn-In Agreement between the Company and Big Ridge Gold Corp. As part of the terms of the amending agreement, the Company granted Big Ridge the exclusive right and option to increase its undivided interest in and to the property from 51% to 80% in exchange for 10,000,000 Big Ridge Shares, effectively exercising Stage 2 of the amended Earn-In agreement. In addition, the Company sold a total of 36,500,000 Big Ridge shares for \$0.05 a share, resulting in gross proceeds of \$1,825,000 received prior to March 31, 2024. The Company valued the retained project interest based on the estimated fair value of the transfer of interest in the property in accordance with the earn-in agreement, resulting in an impairment loss of \$11,955,000 during the period ended March 31, 2024.

Hope Brook Gold Project Earn-in Summary	
<b>Upfront Consideration (Complete)</b>	
(1)	\$500,000 cash upon closing
(2)	11.5 million shares of Big Ridge upon closing
<b>Stage 1 Earn-in (51% earn-in over 3-year period) (Complete)</b>	
•	\$10,000,000 in project exploration spend
•	15 million shares of Big Ridge
•	1.5% NSR royalty (0.5% buyback for \$2.0M) – sold in Jan/23
<b>Stage 2 Amended Earn-in (additional 29% earn-in over 2 years) (Complete)</b>	
Up to 10 million shares of Big Ridge to a maximum of 19.9% ownership of Big Ridge	
<b>Additional Terms:</b>	
•	JV to be created upon completion of Stage 1
•	First Mining free carried to a feasibility study
•	\$2M cash payment upon commercial production

SELECT QUARTERLY FINANCIAL INFORMATION

	2024-Q4	2024-Q3	2024-Q2	2024-Q1	2023-Q4	2023-Q3	2023-Q2	2023-Q1
Net Income (Loss)	\$ 19,139	\$ (5,589)	\$ (10,564)	\$ (18,300)	\$ (8,038)	\$ 624	\$ (1,149)	\$ 1,527
Impairment of non-current assets	-	-	-	(11,955)	-	(1,545)	-	-
Total cash provided by (used in) operating activities	(1,289)	(218)	(409)	(2,036)	(798)	(1,094)	(3,364)	184
Basic and Diluted Net Income (Loss) Per Share (in dollars)	0.02	(0.01)	(0.01)	(0.02)	(0.01)	0.00	(0.00)	0.00
	2024-Q4	2024-Q3	2024-Q2	2024-Q1	2023-Q4	2023-Q3	2023-Q2	2023-Q1
Cash and Cash Equivalents	11,351	11,038	10,368	7,732	12,211	1,949	5,234	6,907
Short-term Investments	-	-	-	-	-	4,798	4,634	4,797
Marketable Securities	2,388	2,785	2,845	106	263	30	2,290	2,811
Working Capital (Deficit) <sup>(1)</sup>	744	3,388	1,943	(1,687)	2,162	(3,049)	1,789	5,366
Mineral Properties	256,059	246,804	240,964	235,830	244,234	239,500	234,737	229,440
Investment in NexGold Mining Corp. <sup>(2)</sup>	-	-	-	3,034	3,269	3,302	5,115	5,492
Investment in PC Gold Inc.	21,527	21,527	21,527	21,527	21,527	21,528	21,572	21,572
Investment in Big Ridge Gold Corp.	-	-	-	-	1,406	1,479	2,068	2,054
Total Assets	294,852	285,294	278,899	271,528	289,067	276,098	279,277	275,831
Total Non-Current Liabilities	\$ 36,095	\$ 56,045	\$ 51,094	\$ 40,508	\$ 36,486	\$ 29,473	\$ 33,354	\$ 34,051

(1) These are non-IFRS measures with no standardized meaning under IFRS Accounting Standards. Refer to the section in this MD&A titled "Non-IFRS Measures" and "Trends in Liquidity, Working Capital, and Capital Resources".

(2) During Q2 2024, the Company reclassified its equity investment in NexGold Mining Corp to marketable securities to strengthen its liquidity position.

Key trends in the quarterly results are as follows:

**Net income (loss)** – quarter to quarter fluctuations are primarily due to the timing of non-cash items such as impairments. In addition to fair value adjustments which are required as and when facts dictate, other non-cash items such as fair value movements on the Silver Stream derivative liability and higher deferred income tax recovery driven by flow-through share expenditures. As can be seen in the table above, the fluctuation in cash used in operating activities does not tend to vary nearly as much as net income (loss).

**Cash and cash equivalents** – fluctuations are due to the amount and timing of cash flows used to fund investing and operating activities at the Company's mineral property portfolio, offset by financings provided by private placements, public offerings, the exercise of options and warrants to support such activities and the divestment of project interests or investment positions.

**Total assets** – quarterly changes are the direct result of fluctuations described above in cash and cash equivalents and marketable securities in the current asset category, and due to mineral property expenditure additions and impairment, and the equity loss and recorded fair value adjustments of our investments in NexGold and Big Ridge Gold.

**Non-current liabilities** – Changes predominantly due to the Silver Stream derivative liability fair value movement at each period end date.

## RESULTS OF CONTINUING OPERATIONS

Unless otherwise stated, the following financial data was prepared on a basis consistent with IFRS Accounting Standards, including IAS 34. The data was extracted from the consolidated financial statements for the year ended December 31, 2024.

### Fourth Quarter 2024 compared to Fourth Quarter 2023

For the three months ended December 31, 2024, net income for the period has increased by \$27.2 million compared to the three months ended December 31, 2023. The most significant components of this overall change are explained by the following:

Income Statement Category	Variance between Periods – Increase/decrease (in \$000s)	Explanation
<b>Loss from operational activities</b>		
General and administration	\$ (249)	Primarily higher due to increased wage allocations and professional services activity compared to Q4 2023.
Exploration & Evaluation	\$ 130	Primarily lower in Q4 2024 due to lower salary allocations to E&E
Gain on disposal of asset	\$ (235)	Related to sale of Favourable Lake claim in Q4 2023.
<b>Other items</b>		
Interest & Other Income	(120)	Primarily due to other income received from non-core asset sales.
Change in fair value on Silver Stream derivative liability (non-cash)	\$ 26,757	Fair value gain on the silver stream derivative was primarily as a result of a 1% decrease in forward curve and a 8% decrease in the silver spot price in Q4 2024 vs a increases of 12% and 7% in forward curve and spot price respectively in Q4 2023.
Change in equity accounted investments	\$ 107	Equity pickup adjustment of (\$33k) for NexGold and Big Ridge (\$74k).
Deferred Income Tax Recovery	\$ 573	Flow through related recovery.
Other	\$ 217	Foreign exchange and other expenses.
<b>Net Income for the period</b>	<b>\$ 27,180</b>	Increase in net income predominantly relates to the fair value adjustment on Silver Stream derivative liability in Q4 2024.
<b>Other comprehensive loss</b>		
Investments fair value loss (non-cash)	\$ (243)	Decrease due to change in marketable securities.
<b>Net income and comprehensive income</b>	<b>\$ 26,937</b>	Increase in net income and comprehensive income predominantly relates to the reasons given above.

**Year ended December 31, 2024 Compared to Year ended December 31, 2023**

For the year ended December 31, 2024, net loss for the period has increased by \$8.3 million compared to the year ended December 31, 2023. The most significant components of this overall change are explained by the following:

Income Statement Category	Variance between Periods – Increase/decrease (in \$000s)	Explanation
<b>Loss from operational activities</b>		
General and administration	\$ 607	Decrease primarily pertains to lower professional fees, including consulting, legal fees and tax fees.
Investor Relations & Marketing	\$ (261)	Increase primarily driven by higher marketing & conference costs and increased salary allocations.
Impairment of long-lived assets	\$ (10,410)	Primarily driven by Hope Brook impairment of \$12M in 2024, slightly offset by the impairment in NexGold in 2023.
<b>Other items</b>		
Change in fair value on Silver Stream derivative liability (non-cash)	\$ 7,005	Gain on the silver stream derivative due to 6% increase in volatility, 24% increase in forward curve and 24% increase in spot rate for 2024 vs 2023.
Gain on sale of mineral properties	\$ (7,280)	Decrease is due to gain on disposal of the Company's non-core royalty portfolio for total consideration of approximately \$6.7 million to Elemental Altus Royalties Corp, \$0.3M for Grid Metal Sales and \$0.2M for Favourable Lake claims sale in 2023.
Investments fair value loss (non-cash)	\$ 2,141	Equity loss pickup for NexGold and Big Ridge.
Interest & Other Income	\$ 237	Primarily higher due to other income received from non-core asset sales.
Provision for Reclamation Estimate Recovery	\$ (1,021)	Environmental reclamation provision in Q3 2023.
Deferred income tax recovery	\$ 472	Increase due to the settlement of flow-through share premium liability upon incurring eligible flow-through expenditures on funds raised in 2024.
Other	\$ 233	Foreign exchange and other expenses.
<b>Net loss for the period</b>	<b>\$ (8,277)</b>	Increase in net loss predominantly relates to the Hope Brook impairment offset by the equity pickup for NexGold and Big Ridge.
<b>Other comprehensive income</b>		
Investments fair value loss (non-cash)	\$ (621)	Decrease due to change in marketable securities.
<b>Net loss and comprehensive loss</b>	<b>\$ (8,898)</b>	Increase in net loss and comprehensive loss predominantly relates to the reasons given above.

FINANCIAL CONDITION, LIQUIDITY AND CAPITAL RESOURCES

(in \$000s)	Year ended December 31,	
	2024	2023
<b>CASH PROVIDED BY (USED IN)</b>		
Operating activities	\$ (3,952)	\$ (5,072)
Investing activities	(17,867)	(11,315)
Financing activities	20,737	15,115
Foreign exchange effect on cash	222	(75)
<b>CHANGE IN CASH AND CASH EQUIVALENTS</b>	<b>(860)</b>	<b>(1,347)</b>
Working Capital <sup>(1)</sup>	744	2,162
Cash and cash equivalents, beginning	12,211	13,558
<b>Cash and cash equivalents, ending</b>	<b>\$ 11,351</b>	<b>\$ 12,211</b>

- (1) Working capital is a non-IFRS measurement with no standardized meaning under IFRS Accounting Standards and may not be comparable to similar financial measures presented by other issuers. For further information, please see the section in this MD&A titled "Non-IFRS Measures – Working Capital" and "Trends in Liquidity, Working Capital, and Capital Resources".

Key reasons for variances from December 31, 2023 to December 31, 2024 include:

- Cash used in operating activities decreased due to changes in non-cash working capital items compared to 2023, primarily impairment of Hope Brook, fair value gain of Silver Stream and the change in the provision for environmental remediation at Duparquet.
- Cash used in investing activities increased primarily due to an increase in mineral property expenditures as a result of work done to submit the final EA at Springpole and an expansive exploration plan at the Duparquet Project.
- Cash provided by financing activities significantly increased due to the net proceeds received from the private placement raise in Q4 2024, the bought deal financing in Q3 2024 and the increase in net proceeds received from the flow-through private placement raised in Q2 2024 compared to the same period last year.
- Working capital is lower at the end of Q4 2024 compared to Q4 2023 primarily due to the decrease in closing cash position from the equity raises completed during the year, combined with the higher value of accounts payable and increase in the provision for environmental remediation.

Trends in Liquidity, Working Capital, and Capital Resources

The Company's audited annual consolidated financial statements were prepared on a going concern basis. The going concern basis assumes that the Company will continue its operations for at least twelve months from December 31, 2024 and will be able to realize its assets and discharge its liabilities and commitments in the normal course of business.

As of December 31, 2024, the Company had cash and cash equivalents of \$11,351,000 (December 31, 2023 - \$12,211,000), working capital of \$744,000 (December 31, 2023 - \$2,162,000) which is calculated as current assets less current liabilities, and an accumulated deficit of \$180,895,000 (December 31, 2023 - \$165,581,000). The Company had a working capital balance of \$4,718,000 excluding the 10% Option on PC Gold with Firefly from current liabilities. For the year ended December 31, 2024, the Company had net loss of \$15,314,000 (December 31, 2023 - a net loss of \$7,036,000) primarily due to the impairment on non-current assets and an increase of cash used in investing activities of \$17,867,000 (December 31, 2023 - \$11,315,000).

The Company has historically financed its activities through equity raises, sales of investments and marketable securities and the sale of its non-core royalty portfolio. In addition to a reduction in spending, disposing of assets and seeking other non-equity sources of financing, the Company remains reliant on equity markets for raising capital through the issuance of new shares until it can generate positive cash flow from operations to finance its exploration and development programs. The continuing operations of the Company are dependent upon its ability to continue to raise adequate financing and liquidate its marketable securities. There can be no assurance that the Company will be able to continue to secure additional financing in the future on terms that are favourable. This gives rise to a material uncertainty that may raise substantial doubt about the Company's ability to continue as a going concern.

The annual consolidated financial statements do not give effect to any adjustments to the carrying values of the assets and liabilities, the reported expenses, and the statements of financial position classifications used that would be necessary should the Company be unable to continue as going concern. Such adjustments could be material.

## OUTLOOK

We remain focused on advancing the Company's strategic objectives towards near-term milestones, which include:

- Advancing the Springpole EA process which includes a focus on community, Indigenous rights holder and stakeholder engagement, with a focus on addressing all technical questions on the Final EIS/EA report in 2025 and working with local and Indigenous communities.
- Advancing exploration, environmental and technical work at the Duparquet Gold Project, including environmental baseline monitoring, bunker construction for environmental remediation, geological data compilation and targeting, commencement of the 2025 drill program.
- Progressing some key Feasibility Study areas at Springpole, such as geotechnical optimization, further process optimization, and power connection studies, as well as advancing Springpole and Birch-Uchi exploration activities to identify and follow-up on regional targets.
- Striving to achieve a strong balance sheet and improving cash position to fund investing activities.

## FINANCIAL INSTRUMENTS

All financial instruments are required to be measured at fair value on initial recognition, net of transaction costs in some cases. Fair value is based on quoted market prices unless the financial instruments are not traded in an active market. In this case, the fair value is determined by using valuation techniques like the Black-Scholes option pricing model or other valuation techniques. Measurement in subsequent periods depends on the classification of the financial instrument. A description of the Company's financial instruments and their fair value is included in the annual consolidated financial statements for the year ended December 31, 2024, filed on SEDAR+ at [www.sedarplus.ca](http://www.sedarplus.ca). Risks related to financial instruments are discussed under Risks and Uncertainties.

In the normal course of business, the Company is inherently exposed to certain financial risks, including market risk, credit risk and liquidity risk, through the use of financial instruments. The timeframe and the manner in which we manage these risks varies based upon our assessment of these risks and available alternatives for mitigation. We do not acquire or issue derivative financial instruments for trading or speculative purposes. All transactions undertaken are to support our operations.

## RELATED PARTY TRANSACTIONS

The Company's related parties consist of the key management personnel, Company's Directors and Officers.

Key management of the Company includes the members of the Board of Directors, Officers and Vice Presidents of the Company. The compensation paid or payable to key management for services during the periods ended December 31, 2024 and 2023 is as follows:

Service or Item	For the year ended December 31,			
	2024		2023	
Directors' fees	\$	305	\$	305
Salaries and consultants' fees		1,715		2,084
Share-based payments (non-cash)		1,708		1,827
<b>Total</b>	<b>\$</b>	<b>3,728</b>	<b>\$</b>	<b>4,216</b>



#### OFF-BALANCE SHEET ARRANGEMENTS

The Company has no off-balance sheet arrangements that have, or are reasonably likely to have, a current or future effect on the results of operations or financial condition of the Company including, without limitation, such considerations as liquidity and capital resources.

#### FINANCIAL LIABILITIES AND COMMITMENTS

The Company's financial liabilities based on the undiscounted contractual cash flows as at December 31, 2024 are summarized as follows:

(in \$000s)	Carrying Amount	Contractual Amount	Less than 1 year	1 – 3 years	4 – 5 years	After 5 years
Accounts payable and accrued liabilities	\$ 7,162	\$ 7,162	\$ 7,162	\$ -	\$ -	\$ -
Other liabilities	476	600	400	200		
Lease liability	221	261	66	195	-	-
<b>Total</b>	<b>\$ 7,859</b>	<b>\$ 8,023</b>	<b>\$ 7,628</b>	<b>\$ 395</b>	<b>\$ -</b>	<b>\$ -</b>

#### NON-IFRS MEASURES

Alternative performance measures in this document such as "cash cost", "AISC" and "AIC" are furnished to provide additional information. These non-IFRS performance measures are included in this MD&A because these statistics are used as key performance measures that management uses to monitor and assess future performance of the Springpole Gold Project, and to plan and assess the overall effectiveness and efficiency of mining operations.

The Company has included certain non-IFRS measures in the annual and quarterly information tables above for the calculation of the working capital as current assets less current liabilities. The Company believes that these measures provide investors with an improved ability to evaluate the performance of the Company.

Non-IFRS measures do not have any standardized meaning prescribed under IFRS Accounting Standards. Therefore, such measures may not be comparable to similar measures employed by other companies. The data is intended to provide additional information and should not be considered in isolation or as a substitute for measures of performance prepared in accordance with IFRS Accounting Standards.

#### MATERIAL ACCOUNTING POLICIES

The Company's material accounting policies are in accordance with IFRS Accounting Standards and are disclosed in the annual consolidated financial statements for the year ended December 31, 2024.

#### CRITICAL ACCOUNTING ESTIMATES

The preparation of the Company's financial statements in conformity with IFRS requires management to make judgments, estimates and assumptions that affect the reported amounts of assets and liabilities and disclosures at the date of the financial statements and the reported amounts of revenues and expenses during the reporting period. Estimates and assumptions are continually evaluated and are based on management's experience and other factors, including expectations of future events that are believed to be reasonable under the circumstances. Actual results could differ from these estimates.

Estimation uncertainties are described in the Company's audited consolidated financial statements for the year ended December 31, 2024.

#### CRITICAL ACCOUNTING JUDGMENTS

The preparation of financial statements requires management to exercise judgment in the process of applying its accounting policies. Judgments are regularly evaluated and are based on management's experience and other factors, including expectations about future events that are believed to be reasonable under the circumstances. In preparing the Company's audited annual consolidated financial statements for the year ended December 31, 2024, the Company used the same accounting policies and methods of computation as in the Company's annual consolidated financial statements for the year ended December 31, 2023. The following section discusses significant accounting policy judgments which have been made in connection with the financial statements for the year ended December 31, 2024:

#### Mineral Property Impairment Indicators

In accordance with the Company's accounting policy for its mineral properties, exploration and evaluation expenditures on mineral properties are capitalized. There is no certainty that the expenditure made by the Company in the exploration of its property interests will result in discoveries of commercial quantities of minerals. The Company applies judgment to determine whether indicators of impairment exist for these capitalized costs.

Management uses several criteria in making this assessment, including the period for which the Company has the right to explore, expected renewals of exploration rights, whether substantive expenditures on further exploration and evaluation of mineral properties are budgeted, and evaluation of the results of exploration and evaluation activities up to the reporting date.

#### Impairment of Investment in Associates

With respect to its investments in PC Gold, which are accounted for using the equity method, the Company is required to make estimates and judgments about future events and circumstances and whether the carrying amount of the asset exceeds its recoverable amount. Recoverability of each investment depends on various factors, including the identification of economic recoverability of reserves at the respective exploration properties, the ability for each company to obtain the necessary financing to complete the development, and future profitable production or proceeds from the disposition of the underlying company shares themselves. The publicly quoted share price of each company, where applicable, is also a source of objective evidence about the recoverable amount of the equity investment.

#### NEW ACCOUNTING STANDARDS ISSUED

Certain new accounting standards and interpretations have been published that are either applicable in the current year or not mandatory for the current period. We have assessed these standards, including *Amendments to IAS 1 – Non-current Liabilities and Covenants*, and determined they do not have a material impact on the Company in the current reporting period. In addition, the following standards have been issued by the IASB and we are currently assessing the impact on our consolidated financial statements:

- *Amendments to the Classification and Measurement of Financial Instruments (IFRS 9 and IFRS 7)* with mandatory application of the standard in annual reporting periods beginning on or after January 1, 2026;
- *IFRS 18 Presentation and Disclosure in Financial Statements* with mandatory application of the standard in annual reporting periods beginning on or after January 1, 2027.

No standards have been early adopted in the current period.

#### RISKS AND UNCERTAINTIES

The Company is subject to a number of risks and uncertainties, each of which could have an adverse effect on its business operations or financial results. Some of these risks and uncertainties are detailed below. For a comprehensive list of the Company's risks and uncertainties, see the Company's AIF for the year ended December 31, 2024 under the heading "Risks that can affect our business", which is available under our SEDAR+ profile at [www.sedarplus.ca](http://www.sedarplus.ca), and on EDGAR as an exhibit to Form 40-F.

##### Risks related to Financial Instruments

The Company thoroughly examines the various financial instruments and risks to which it is exposed and assesses the impact and likelihood of those risks. These risks include market risk (including equity price risk, foreign currency risk, interest rate risk and commodity price risk), credit risk, liquidity risk, and capital risk. Where material, these risks are reviewed and monitored by the Board.

The Board has overall responsibility for the determination of the Company's risk management objectives and policies. The overall objective of the Board is to set policies that seek to reduce risk as much as possible without unduly affecting the Company's competitiveness and flexibility.

#### Market Risk

Market risk is the risk that the fair value of future cash flows of a financial instrument will fluctuate due to changes in market prices. Market risk includes equity price risk, foreign currency risk, interest rate risk and commodity price risk.

#### Equity Price Risk

The Company is exposed to equity price risk as a result of holding investments in equity securities of several other mineral property related companies.

If the fair value of our investments in equity instruments designated as fair value through other comprehensive income (FVTOCI) had been 10% higher or lower as at December 31, 2024, other comprehensive loss for the year ended December 31, 2024 would have decreased or increased, respectively, by \$239,000 (2023 – \$26,000).

#### Foreign Currency Risk

The Company is exposed to financial risk related to the fluctuation of foreign exchange rates. As at December 31, 2024, the Company was exposed to currency risk on the following financial instruments denominated in US\$. The sensitivity of the Company's net loss due to changes in the exchange rate between the US\$ against the Canadian dollar is included in the table below in Canadian dollar equivalents:

	December 31, 2024	
Cash, cash equivalents	\$	2,728
Net exposure	\$	2,728
Effect of +/- 10% change in currency	\$	273

#### Interest Rate Risk

Interest rate risk is the risk that future cash flows will fluctuate as a result of changes in market interest rates. The Company does not have any borrowings that are subject to fluctuations in market interest rates. Interest rate risk is limited to potential decreases on the interest rate offered on cash and cash equivalents held with chartered Canadian financial institutions. The Company manages its interest rate risk by maximizing the interest income earned on excess funds while maintaining the necessary liquidity to conduct its day-to-day operations. The Company considers this risk to be immaterial.

#### Commodity price risk

The Company is subject to commodity price risk from fluctuations in the market prices for gold and silver. Commodity price risks are affected by many factors that are outside the Company's control including global or regional consumption patterns, the supply of and demand for metals, speculative activities, the availability and costs of metal substitutes, inflation, and political and economic conditions. The financial instruments impacted by commodity prices are the Silver Stream derivative liability and indirectly the PC Gold Option held relating to the net dilution from Firefly Metals Ltd completing its additional 10% equity interest in PC Gold and reducing First Mining's ownership to 20%. The Company's net loss sensitivity changes in commodity price risk would have increased or decreased by approximately \$3,441,000 if the commodity price had been 10% higher or lower as at December 31, 2024.

#### Credit Risk

Credit risk is the risk of financial loss to the Company if a counterparty to a financial instrument fails to meet its contractual obligations. Financial instruments which are potentially subject to credit risk for the Company consist primarily of cash and cash equivalents, accounts and other receivables, short-term investments and the reclamation deposit. The Company considers credit risk with respect to its cash and cash equivalents and short-term investments to be immaterial as cash and cash equivalents and short-term investments are mainly held through high credit quality major Canadian financial institutions as determined by ratings agencies. As a result, the Company does not anticipate any credit losses.

#### Liquidity Risk

Liquidity risk is the risk that the Company will not be able to meet its financial obligations as they become due. The Company's policy is to ensure that it will have sufficient cash to allow it to meet its liabilities when they become due. The Company manages its liquidity risk by preparing annual estimates of exploration and administrative expenditures and monitoring actual expenditures compared to the estimates to ensure that there is sufficient capital on hand to meet ongoing obligations.

See the section in this MD&A titled "*Financial Liabilities and Commitments*" for a summary of the maturities of the Company's financial liabilities as at December 31, 2024, based on the undiscounted contractual cash flows. As at December 31, 2024, the Company had cash and cash equivalents of \$11,351,000 (December 31, 2023 – \$12,211,000) (please refer to the section in this MD&A titled "Trends in Liquidity, Working Capital, and Capital Resources").

#### Capital Risk Management

The Company's objectives when managing capital are to safeguard the Company's ability to continue as a going concern in order to pursue the exploration and retention of its mineral properties. The Company has historically demonstrated the ability to raise new capital through equity issuances and/or through surplus cash as part of its acquisitions. In the management of capital, the Company includes the components of shareholders' equity. The Company prepares annual estimates of exploration and administrative expenditures and monitors actual expenditures compared to the estimates to try to ensure that there is sufficient capital on hand to meet ongoing obligations.

#### Risks Generally

For a comprehensive discussion of the risks and uncertainties that may have an adverse effect on the Company's business, operations and financial results, refer to the Company's latest AIF for the year ended December 31, 2024 filed with Canadian securities regulatory authorities at [www.sedarplus.ca](http://www.sedarplus.ca), and filed under Form 40-F with the United States Securities Exchange Commission at [www.sec.gov/edgar.html](http://www.sec.gov/edgar.html). The AIF, which is filed and viewable on [www.sedarplus.ca](http://www.sedarplus.ca) and [www.sec.gov/edgar.html](http://www.sec.gov/edgar.html), is available upon request from the Company.

#### QUALIFIED PERSONS

Hazel Mullin, P.Geo., Director of Data Management and Technical Services at First Mining, is a Qualified Person as defined by NI 43-101, and is responsible for the review and verification of the scientific and technical information in this MD&A.

James Maxwell, P.Geo., VP, Exploration and Project Operations for First Mining, is a Qualified Person as defined by NI 43-101, and he has reviewed and approved the scientific and technical disclosure in this MD&A relating to the Company's mineral projects in Quebec.

#### SECURITIES OUTSTANDING

As at the date on which this MD&A was approved and authorized for issuance by the Board, the Company had 1,080,829,700 common shares issued and outstanding; 141,686,740 warrants outstanding; 73,767,500 options outstanding; 16,359,275 restricted share units outstanding; 14,066,000 performance share units; and 1,909,000 deferred share units outstanding.

#### DISCLOSURE CONTROLS AND PROCEDURES

The Company's Management, with the participation of its Chief Executive Officer ("CEO") and its Chief Financial Officer ("CFO"), have evaluated the effectiveness of the Company's disclosure controls and procedures. Based upon the results of that evaluation, the Company's CEO and CFO have concluded that, as of December 31, 2024, the Company's disclosure controls and procedures were effective to provide reasonable assurance that the information required to be disclosed by the Company in reports it files is recorded, processed, summarized and reported, within the appropriate time periods and is accumulated and communicated to Management, including the CEO and CFO, as appropriate to allow timely decisions regarding required disclosure.

#### MANAGEMENT'S REPORT ON INTERNAL CONTROL OVER FINANCIAL REPORTING

The Company's Management, with the participation of its CEO and CFO, is responsible for establishing and maintaining adequate internal control over financial reporting as such term is defined in the SEC's rules and the rules of the Canadian Securities Administrators. The Company's internal control over financial reporting is a process designed to provide reasonable assurance regarding the reliability of financial reporting and the preparation of annual financial statements for external purposes in accordance with IFRS Accounting Standards as issued by the International Accounting Standards Board. The Company's internal control is effective. The Company's internal control over financial reporting includes policies and procedures that:

- address maintaining records that accurately and fairly reflect, in reasonable detail, the transactions and dispositions of assets of the Company;
- provide reasonable assurance that transactions are recorded as necessary for preparation of financial statements in accordance with IFRS Accounting Standards;
- provide reasonable assurance that the Company's receipts and expenditures are made only in accordance with authorizations of Management and the Company's Directors; and
- provide reasonable assurance regarding prevention or timely detection of unauthorized acquisition, use, or disposition of the Company's assets that could have a material effect on the Company's consolidated financial statements.

The Company's internal control over financial reporting may not prevent or detect all misstatements because of inherent limitations. Additionally, projections of any evaluation of effectiveness for future periods are subject to the risk that controls may become inadequate because of changes in conditions or deterioration in the degree of compliance with the Company's policies and procedures. There have been no significant changes in our internal controls during the year ended December 31, 2024 that have materially affected, or are likely to materially affect, the Company's internal control over financial reporting.

#### LIMITATIONS OF CONTROLS AND PROCEDURES

The Company's Management, including the CEO and CFO, believes that any disclosure controls and procedures or internal control over financial reporting, no matter how well conceived and operated, may not prevent or detect all misstatements because of inherent limitations. Further, the design of a control system must reflect the fact that there are resource constraints, and the benefits of controls must be considered relative to their costs. Because of the inherent limitations in all control systems, they cannot provide absolute assurance that all control issues and instances of fraud, if any, within the Company have been prevented or detected. These inherent limitations include the realities that judgments in decision-making can be faulty, and that breakdowns can occur because of a simple error or mistake. Additionally, controls can be circumvented by the individual acts of some persons, by collusion of two or more people, or by unauthorized override of the control. The design of any control system is also based in part upon certain assumptions about the likelihood of future events, and there can be no assurance that any design will succeed in achieving its stated goals under all potential future conditions. Accordingly, because of the inherent limitations in a cost-effective control system, misstatements due to error or fraud may occur and may not be detected.

## FORWARD-LOOKING INFORMATION

This MD&A is based on a review of the Company's operations, financial position and plans for the future based on facts and circumstances as of December 31, 2024. This MD&A contains "forward-looking statements" within the meaning of applicable Canadian securities regulations (collectively, "**forward-looking statements**"). Any statements that express or involve discussions with respect to predictions, expectations, beliefs, plans, projections, objectives, assumptions or future events or performance (often, but not always, using words or phrases such as "seek", "anticipate", "plan", "continue", "estimate", "expect", "may", "will", "project", "predict", "forecast", "potential", "targeting", "intend", "could", "might", "should", "believe" and similar expressions) are not statements of historical fact and may be "forward-looking statements". These statements relate to future events or the Company's future performance, business prospects or opportunities. Forward-looking statements include, but are not limited to: statements regarding the advancement of the Company's mineral assets towards production; statements regarding the potential for the Company to acquire additional mineral assets in the future; the Company's plans to advance the Duparquet Gold Project in 2025 by continuing exploration programs and project derisking coupled with mining scenario optimization studies; statements regarding the next stages and anticipated timing of the metallurgical study or the environmental; statements regarding the completion of a FS for the Springpole Gold Project; statements regarding opportunities to enhance project economics identified under the PFS for the Springpole Gold Project; statements regarding the potential increase in gold and silver recoveries at the Springpole Gold Project; statements regarding opportunities for resource expansion within the existing footprint of Springpole and in the under-explored Birch-Uchi greenstone belt; statements regarding the continuation in 2025 of environmental data collection at Springpole, and consultation and engagement with Indigenous communities, regulators and stakeholders to support the final EA; statements regarding the anticipated receipt, timing and use of proceeds received by First Mining pursuant to the Silver Purchase Agreement; statements regarding the Company's intentions and expectations regarding exploration, infrastructure and production potential of any of its mineral properties; statements relating to the Company's working capital, capital expenditures and ability and intentions to raise capital; statements regarding the potential effects of financing on the Company's capitalization, financial condition and operations; forecasts relating to mining, development and other activities at the Company's operations; forecasts relating to market developments and trends in global supply and demand for gold; statements relating to future global financial conditions and the potential effects on the Company; statements relating to future work on the Company's non-material properties; statements relating to the Company's mineral reserve and mineral resource estimates; statements regarding regulatory approval and permitting including, but not limited to, Final EIS/EA approval for the Springpole Gold Project and the expected timing of such Final EIS/EA approval; statements regarding the Company's compliance with laws and regulations including, but not limited to environmental laws and regulations; statements regarding the Firefly Metals Ltd Earn-In Agreement and cash payments, share issuances and exploration expenditure commitments thereunder; statements regarding the Big Ridge Earn-In Agreement and payouts, share issuances and exploration expenditure commitments thereunder; statements regarding the Company's engagement with local stakeholders including, but not limited to, local Indigenous groups; statements regarding achieving a strong balance sheet and cash position to fund investing activities consistent with the Company's business strategy; statements regarding key personnel; statements regarding non-IFRS measures and changes in accounting standards; statements relating to the limitation of the Company's internal controls over financial reporting; and statements regarding the preparation or conduct of studies and reports and the expected timing of the commencement and completion of such studies and reports; and statements regarding the Company's intention to continue with the ESG reporting framework outlined in the Company's third annual ESG report that was published in June 2024.

There can be no assurance that such statements will prove to be accurate, and future events and actual results could differ materially from those anticipated in such statements. Important factors that could cause actual results to differ materially from the Company's expectations are disclosed under the heading "*Risks that can affect our business*" in the Company's AIF for the year ended December 31, 2024 and other continuous disclosure documents filed from time to time via SEDAR+ with the applicable Canadian securities regulators. Forward-looking statements are based on the estimates and opinions of management made in light of management's experience and perception of historical trends, current conditions and expected future developments on the date the statements are made, and the Company does not undertake any obligation to update forward-looking statements should conditions or our estimates or opinions change, except as required by applicable laws. Actual results may differ materially from those expressed or implied by such forward-looking statements. These statements involve known and unknown risks, uncertainties, and other factors that may cause the Company's actual results, levels of activity, performance or achievements to be materially different from any future results, levels of activity, performance or achievement expressed or implied by these forward-looking statements. The Company believes that the expectations reflected in any such forward-looking statements are reasonable, but no assurance can be given that these expectations will prove to be correct and such forward-looking statements included herein this MD&A should not be unduly relied upon.

## CAUTIONARY NOTE TO U.S. INVESTORS

The technical information contained herein has been prepared in accordance with the requirements of the securities laws in effect in Canada, which differ from the requirements of the United States securities laws applicable to U.S. companies. Accordingly, information concerning mineral deposits set forth herein may not be comparable with information made public by companies that report in accordance with U.S. standards. Technical disclosure contained in this MD&A has been prepared in accordance with the requirements of United States securities laws as it allows for MJDS filers to use Canadian requirements and uses terms that comply with reporting standards in Canada with certain estimates prepared in accordance with NI 43-101.

NI 43-101 is a rule developed by the Canadian Securities Administrators that establishes standards for all public disclosure an issuer makes of scientific and technical information concerning the issuer's material mineral projects.

**CERTIFICATION PURSUANT TO SECTION 302 OF THE  
SARBANES-OXLEY ACT OF 2002**

I, Daniel W. Wilton, certify that:

1. I have reviewed this annual report on Form 40-F of First Mining Gold Corp.;
2. Based on my knowledge, this report does not contain any untrue statement of a material fact or omit to state a material fact necessary to make the statements made, in light of the circumstances under which such statements were made, not misleading with respect to the period covered by this report;
3. Based on my knowledge, the financial statements, and other financial information included in this report, fairly present in all material respects the financial condition, results of operations and cash flows of the issuer as of, and for, the periods presented in this report;
4. The issuer's other certifying officer and I are responsible for establishing and maintaining disclosure controls and procedures (as defined in Exchange Act Rules 13a-15(e) and 15d-15(e)) and internal control over financial reporting (as defined in Exchange Act Rules 13a-15(f) and 15d-15(f)) for the issuer and have:
  - (a) Designed such disclosure controls and procedures, or caused such disclosure controls and procedures to be designed under our supervision, to ensure that material information relating to the issuer, including its consolidated subsidiaries, is made known to us by others within those entities, particularly during the period in which this report is being prepared;
  - (b) Designed such internal control over financial reporting, or caused such internal control over financial reporting to be designed under our supervision, to provide reasonable assurance regarding the reliability of financial reporting and the preparation of financial statements for external purposes in accordance with generally accepted accounting principles;
  - (c) Evaluated the effectiveness of the issuer's disclosure controls and procedures and presented in this report our conclusions about the effectiveness of the disclosure controls and procedures, as of the end of the period covered by this report based on such evaluation; and
  - (d) Disclosed in this report any change in the issuer's internal control over financial reporting that occurred during the period covered by the annual report that has materially affected, or is reasonably likely to materially affect, the issuer's internal control over financial reporting.
5. The issuer's other certifying officer and I have disclosed, based on our most recent evaluation of internal control over financial reporting, to the issuer's auditors and the audit committee of the issuer's board of directors (or persons performing the equivalent functions):
  - (a) All significant deficiencies and material weaknesses in the design or operation of internal control over financial reporting which are reasonably likely to adversely affect the issuer's ability to record, process, summarize and report financial information; and
  - (b) Any fraud, whether or not material, that involves management or other employees who have a significant role in the issuer's internal control over financial reporting.

Date: March 28, 2025

/s/ Daniel W. Wilton

Daniel W. Wilton  
Chief Executive Officer  
(Principal Executive Officer)

**CERTIFICATION PURSUANT TO SECTION 302 OF THE  
SARBANES-OXLEY ACT OF 2002**

I, Lisa Peterson, certify that:

1. I have reviewed this annual report on Form 40-F of First Mining Gold Corp.;
2. Based on my knowledge, this report does not contain any untrue statement of a material fact or omit to state a material fact necessary to make the statements made, in light of the circumstances under which such statements were made, not misleading with respect to the period covered by this report;
3. Based on my knowledge, the financial statements, and other financial information included in this report, fairly present in all material respects the financial condition, results of operations and cash flows of the issuer as of, and for, the periods presented in this report;
4. The issuer's other certifying officer and I are responsible for establishing and maintaining disclosure controls and procedures (as defined in Exchange Act Rules 13a-15(e) and 15d-15(e)) and internal control over financial reporting (as defined in Exchange Act Rules 13a-15(f) and 15d-15(f)) for the issuer and have:
  - (a) Designed such disclosure controls and procedures, or caused such disclosure controls and procedures to be designed under our supervision, to ensure that material information relating to the issuer, including its consolidated subsidiaries, is made known to us by others within those entities, particularly during the period in which this report is being prepared;
  - (b) Designed such internal control over financial reporting, or caused such internal control over financial reporting to be designed under our supervision, to provide reasonable assurance regarding the reliability of financial reporting and the preparation of financial statements for external purposes in accordance with generally accepted accounting principles;
  - (c) Evaluated the effectiveness of the issuer's disclosure controls and procedures and presented in this report our conclusions about the effectiveness of the disclosure controls and procedures, as of the end of the period covered by this report based on such evaluation; and
  - (d) Disclosed in this report any change in the issuer's internal control over financial reporting that occurred during the period covered by the annual report that has materially affected, or is reasonably likely to materially affect, the issuer's internal control over financial reporting.
5. The issuer's other certifying officer and I have disclosed, based on our most recent evaluation of internal control over financial reporting, to the issuer's auditors and the audit committee of the issuer's board of directors (or persons performing the equivalent functions):
  - (a) All significant deficiencies and material weaknesses in the design or operation of internal control over financial reporting which are reasonably likely to adversely affect the issuer's ability to record, process, summarize and report financial information; and
  - (b) Any fraud, whether or not material, that involves management or other employees who have a significant role in the issuer's internal control over financial reporting.

Date: March 28, 2025

/s/ Lisa Peterson

Lisa Peterson  
Chief Financial Officer  
(Principal Financial Officer and) Principal Accounting Officer



**CERTIFICATION PURSUANT TO  
SECTION 906 OF THE SARBANES-OXLEY ACT OF 2002**

The undersigned, Daniel W. Wilton, hereby certifies, pursuant to Section 906 of the Sarbanes-Oxley Act of 2002, that:

- (a) the annual report on Form 40-F of First Mining Gold Corp. for the year ended December 31, 2024 fully complies with the requirements of section 13(a) or 15(d) of the Securities Exchange Act of 1934; and
- (b) information contained in the Form 40-F fairly presents, in all material respects, the financial condition and results of operations of First Mining Gold Corp.

Date: March 28, 2025

/s/ Daniel W. Wilton

Daniel W. Wilton  
Chief Executive Officer  
(Principal Executive Officer)

**CERTIFICATION PURSUANT TO  
SECTION 906 OF THE SARBANES-OXLEY ACT OF 2002**

The undersigned, Lisa Peterson, hereby certifies, pursuant to Section 906 of the Sarbanes-Oxley Act of 2002, that:

- (a) the annual report on Form 40-F of First Mining Gold Corp. for the year ended December 31, 2024 fully complies with the requirements of section 13(a) or 15(d) of the Securities Exchange Act of 1934; and
- (b) information contained in the Form 40-F fairly presents, in all material respects, the financial condition and results of operations of First Mining Gold Corp.

Date: March 28, 2025

*/s/ Lisa Peterson*

\_\_\_\_\_  
Lisa Peterson

Chief Financial Officer

(Principal Financial Officer and) Principal Accounting Officer

March 28, 2025

VIA EDGAR

United States Securities and Exchange Commission

Re: First Mining Gold Corp. (the “**Company**”)  
Annual Report on Form 40-F  
Consent of Expert

This letter is provided in connection with the Company’s Form 40-F annual report for the year ended December 31, 2024 (the “**Annual Report**”) to be filed by the Company with the United States Securities and Exchange Commission (the “**SEC**”). The Annual Report incorporates by reference the Annual Information Form of the Company for the year ended December 31, 2024.

I, Dr. Gilles Arseneau, Ph.D., P.Geo., of SRK Consulting (Canada) Inc., hereby consent to the use of my name in the Annual Report and in the Registration Statement on Form F-10 (File No. 333-276202) of the Company (the “**Registration Statement**”), in connection with reference to my involvement in the preparation of the following technical report:

“**NI 43-101 Technical Report and Pre-Feasibility Study on the Springpole Gold Project, Ontario, Canada (the “Technical Report”).**”

and to references to the Technical Report, or portions thereof, in the Annual Report and Registration Statement, and to the inclusion and incorporation by reference of the information derived from the Technical Report in the Annual Report and Registration Statement.

Yours truly,

/s/ Gilles Arseneau

Dr. Gilles Arseneau, Ph.D., P.Geo.  
SRK Consulting (Canada) Inc.

March 28, 2025

VIA EDGAR

United States Securities and Exchange Commission

Re: First Mining Gold Corp. (the “**Company**”)  
Annual Report on Form 40-F  
Consent of Expert

This letter is provided in connection with the Company’s Form 40-F annual report for the year ended December 31, 2024 (the “**Annual Report**”) to be filed by the Company with the United States Securities and Exchange Commission (the “**SEC**”). The Annual Report incorporates by reference the Annual Information Form of the Company for the year ended December 31, 2024.

I, Gordon Zurowski, P.Eng., of ACP Mining Consultants Inc., hereby consent to the use of my name in the Annual Report and in the Registration Statement on Form F-10 (File No. 333-276202) of the Company (the “**Registration Statement**”), in connection with reference to my involvement in the preparation of the following technical report:

“**NI 43-101 Technical Report and Pre-Feasibility Study on the Springpole Gold Project, Ontario, Canada (the “Technical Report”).**”

and to references to the Technical Report, or portions thereof, in the Annual Report and Registration Statement, and to the inclusion and incorporation by reference of the information derived from the Technical Report in the Annual Report and Registration Statement.

Yours truly,

/s/ Gordon Zurowski

Gordon Zurowski, P.Eng.  
ACP Mining Consultants Inc.

March 28, 2025

VIA EDGAR

United States Securities and Exchange Commission

Re: First Mining Gold Corp. (the “**Company**”)  
Annual Report on Form 40-F  
Consent of Expert

This letter is provided in connection with the Company’s Form 40-F annual report for the year ended December 31, 2024 (the “**Annual Report**”) to be filed by the Company with the United States Securities and Exchange Commission (the “**SEC**”). The Annual Report incorporates by reference the Annual Information Form of the Company for the year ended December 31, 2024.

I, Roland Tosney, P.Eng., of AGP Mining Consultants Inc., hereby consent to the use of my name in the Annual Report and in the Registration Statement on Form F-10 (File No. 333-276202) of the Company (the “**Registration Statement**”), in connection with reference to my involvement in the preparation of the following technical report:

“**NI 43-101 Technical Report and Pre-Feasibility Study on the Springpole Gold Project, Ontario, Canada (the “Technical Report”).**”

and to references to the Technical Report, or portions thereof, in the Annual Report and Registration Statement, and to the inclusion and incorporation by reference of the information derived from the Technical Report in the Annual Report and Registration Statement.

Yours truly,

/s/ Roland Tosney

Roland Tosney, P.Eng.

AGP Mining Consultants Inc.

March 28, 2025

VIA EDGAR

United States Securities and Exchange Commission

Re: First Mining Gold Corp. (the “**Company**”)  
Annual Report on Form 40-F  
Consent of Expert

This letter is provided in connection with the Company’s Form 40-F annual report for the year ended December 31, 2024 (the “**Annual Report**”) to be filed by the Company with the United States Securities and Exchange Commission (the “**SEC**”). The Annual Report incorporates by reference the Annual Information Form of the Company for the year ended December 31, 2024.

I, Cameron McCarthy, P.Eng., P.Geo., P.Tech., of Swiftwater Consulting Ltd., hereby consent to the use of my name in the Annual Report and in the Registration Statement on Form F-10 (File No. 333-276202) of the Company (the “**Registration Statement**”), in connection with reference to my involvement in the preparation of the following technical report:

“**NI 43-101 Technical Report and Pre-Feasibility Study on the Springpole Gold Project, Ontario, Canada (the “Technical Report”).**”

and to references to the Technical Report, or portions thereof, in the Annual Report and Registration Statement, and to the inclusion and incorporation by reference of the information derived from the Technical Report in the Annual Report and Registration Statement.

Yours truly,

/s/ Cameron McCarthy

Cameron McCarthy, P.Eng., P.Geo., P.Tech.  
Swiftwater Consulting Ltd.

March 28, 2025

VIA EDGAR

United States Securities and Exchange Commission

Re: First Mining Gold Corp. (the “**Company**”)  
Annual Report on Form 40-F  
Consent of Expert

This letter is provided in connection with the Company’s Form 40-F annual report for the year ended December 31, 2024 (the “**Annual Report**”) to be filed by the Company with the United States Securities and Exchange Commission (the “**SEC**”). The Annual Report incorporates by reference the Annual Information Form of the Company for the year ended December 31, 2024.

I, Duke Reimer, P.Eng., of Knight Piésold Ltd., hereby consent to the use of my name in the Annual Report and in the Registration Statement on Form F-10 (File No. 333-276202) of the Company (the “**Registration Statement**”), in connection with reference to my involvement in the preparation of the following technical report:

“**NI 43-101 Technical Report and Pre-Feasibility Study on the Springpole Gold Project, Ontario, Canada (the “Technical Report”).**”

and to references to the Technical Report, or portions thereof, in the Annual Report and Registration Statement, and to the inclusion and incorporation by reference of the information derived from the Technical Report in the Annual Report and Registration Statement.

Yours truly,

/s/ Duke Reimer  
Duke Reimer, P.Eng.  
Knight Piésold Ltd.

March 28, 2025

VIA EDGAR

United States Securities and Exchange Commission

Re: First Mining Gold Corp. (the “**Company**”)  
Annual Report on Form 40-F  
Consent of Expert

This letter is provided in connection with the Company’s Form 40-F annual report for the year ended December 31, 2024 (the “**Annual Report**”) to be filed by the Company with the United States Securities and Exchange Commission (the “**SEC**”). The Annual Report incorporates by reference the Annual Information Form of the Company for the year ended December 31, 2024.

I, Dr. Adrian Dance, Ph.D., P.Eng., FAusIMM, of SRK Consulting (Canada) Inc., hereby consent to the use of my name in the Annual Report and in the Registration Statement on Form F-10 (File No. 333-276202) of the Company (the “**Registration Statement**”), in connection with reference to my involvement in the preparation of the following technical report:

“**NI 43-101 Technical Report and Pre-Feasibility Study on the Springpole Gold Project, Ontario, Canada (the “Technical Report”).**”

and to references to the Technical Report, or portions thereof, in the Annual Report and Registration Statement, and to the inclusion and incorporation by reference of the information derived from the Technical Report in the Annual Report and Registration Statement.

Yours truly,

/s/ Adrian Dance

Dr. Adrian Dance, Ph.D., P.Eng., FAusIMM  
SRK Consulting (Canada) Inc.



March 28, 2025

VIA EDGAR

United States Securities and Exchange Commission

Re: First Mining Gold Corp. (the “**Company**”)  
Annual Report on Form 40-F  
Consent of Expert

This letter is provided in connection with the Company’s Form 40-F annual report for the year ended December 31, 2024 (the “**Annual Report**”) to be filed by the Company with the United States Securities and Exchange Commission (the “**SEC**”). The Annual Report incorporates by reference the Annual Information Form of the Company for the year ended December 31, 2024.

I, Marina Iund, P.Geo., of InnovExplo Inc., hereby consent to the use of my name in the Annual Report and in the Registration Statement on Form F-10 (File No. 333-276202) of the Company (the “**Registration Statement**”), in connection with reference to my involvement in the preparation of the following technical report:

**“NI 43-101 Technical Report - Preliminary Economic Assessment for the Duparquet Project, Quebec, Canada”, dated October 20, 2023 with an effective date of September 15, 2023 (the “**Technical Report**”)**

and to references to the Technical Report, or portions thereof, in the Annual Report and Registration Statement, and to the inclusion and incorporation by reference of the information derived from the Technical Report in the Annual Report and Registration Statement.

Yours truly,

/s/ Marina Iund  
Marina Iund, P.Geo.  
InnovExplo Inc.

March 28, 2025

VIA EDGAR

United States Securities and Exchange Commission

Re: First Mining Gold Corp. (the “**Company**”)  
Annual Report on Form 40-F  
Consent of Expert

This letter is provided in connection with the Company’s Form 40-F annual report for the year ended December 31, 2024 (the “**Annual Report**”) to be filed by the Company with the United States Securities and Exchange Commission (the “**SEC**”). The Annual Report incorporates by reference the Annual Information Form of the Company for the year ended December 31, 2024.

I, Simon Boudreau, P. Eng., of InnovExplo Inc., hereby consent to the use of my name in the Annual Report and in the Registration Statement on Form F-10 (File No. 333-276202) of the Company (the “**Registration Statement**”), in connection with reference to my involvement in the preparation of the following technical report:

**“NI 43-101 Technical Report - Preliminary Economic Assessment for the Duparquet Project, Quebec, Canada”, dated October 20, 2023 with an effective date of September 15, 2023 (the “**Technical Report**”)**

and to references to the Technical Report, or portions thereof, in the Annual Report and Registration Statement, and to the inclusion and incorporation by reference of the information derived from the Technical Report in the Annual Report and Registration Statement.

Yours truly,

/s/ Simon Boudreau

Simon Boudreau, P. Eng.  
InnovExplo Inc.

March 28, 2025

VIA EDGAR

United States Securities and Exchange Commission

Re: First Mining Gold Corp. (the “**Company**”)  
Annual Report on Form 40-F  
Consent of Expert

This letter is provided in connection with the Company’s Form 40-F annual report for the year ended December 31, 2024 (the “**Annual Report**”) to be filed by the Company with the United States Securities and Exchange Commission (the “**SEC**”). The Annual Report incorporates by reference the Annual Information Form of the Company for the year ended December 31, 2024.

I, Carl Pelletier, P.Geo., of InnovExplo Inc., hereby consent to the use of my name in the Annual Report and in the Registration Statement on Form F-10 (File No. 333-276202) of the Company (the “**Registration Statement**”), in connection with reference to my involvement in the preparation of the following technical report:

“**NI 43-101 Technical Report - Preliminary Economic Assessment for the Duparquet Project, Quebec, Canada**”, dated October 20, 2023 with an effective date of September 15, 2023 (the “**Report**”)

and to references to the Technical Report, or portions thereof, in the Annual Report and Registration Statement, and to the inclusion and incorporation by reference of the information derived from the Technical Report in the Annual Report and Registration Statement.

Yours truly,

/s/ Carl Pelletier  
Carl Pelletier, P.Geo.  
InnovExplo Inc.

March 28, 2025

VIA EDGAR

United States Securities and Exchange Commission

Re: First Mining Gold Corp. (the “**Company**”)  
Annual Report on Form 40-F  
Consent of Expert

This letter is provided in connection with the Company’s Form 40-F annual report for the year ended December 31, 2024 (the “**Annual Report**”) to be filed by the Company with the United States Securities and Exchange Commission (the “**SEC**”). The Annual Report incorporates by reference the Annual Information Form of the Company for the year ended December 31, 2024.

I, Carl Michaud, P.Eng., of G Mining Services Inc., hereby consent to the use of my name in the Annual Report and in the Registration Statement on Form F-10 (File No. 333-276202) of the Company (the “**Registration Statement**”), in connection with reference to my involvement in the preparation of the following technical report:

**“NI 43-101 Technical Report - Preliminary Economic Assessment for the Duparquet Project, Quebec, Canada”, dated October 20, 2023 with an effective date of September 15, 2023 (the “**Technical Report**”)**

and to references to the Technical Report, or portions thereof, in the Annual Report and Registration Statement, and to the inclusion and incorporation by reference of the information derived from the Technical Report in the Annual Report and Registration Statement.

Yours truly,

/s/ Carl Michaud

Carl Michaud, P.Eng.  
G Mining Services Inc.

March 28, 2025

VIA EDGAR

United States Securities and Exchange Commission

Re: First Mining Gold Corp. (the “**Company**”)  
Annual Report on Form 40-F  
Consent of Expert

This letter is provided in connection with the Company’s Form 40-F annual report for the year ended December 31, 2024 (the “**Annual Report**”) to be filed by the Company with the United States Securities and Exchange Commission (the “**SEC**”). The Annual Report incorporates by reference the Annual Information Form of the Company for the year ended December 31, 2024.

I, Alexandre Dorval, P. Eng., of G Mining Services Inc., hereby consent to the use of my name in the Annual Report and in the Registration Statement on Form F-10 (File No. 333-276202) of the Company (the “**Registration Statement**”), in connection with reference to my involvement in the preparation of the following technical report:

**“NI 43-101 Technical Report - Preliminary Economic Assessment for the Duparquet Project, Quebec, Canada”, dated October 20, 2023 with an effective date of September 15, 2023 (the “**Technical Report**”)**

and to references to the Technical Report, or portions thereof, in the Annual Report and Registration Statement, and to the inclusion and incorporation by reference of the information derived from the Technical Report in the Annual Report and Registration Statement.

Yours truly,

/s/ Alexandre Dorval  
Alexandre Dorval, P. Eng.  
G Mining Services Inc.

March 28, 2025

VIA EDGAR

United States Securities and Exchange Commission

Re: First Mining Gold Corp. (the “**Company**”)  
Annual Report on Form 40-F  
Consent of Expert

This letter is provided in connection with the Company’s Form 40-F annual report for the year ended December 31, 2024 (the “**Annual Report**”) to be filed by the Company with the United States Securities and Exchange Commission (the “**SEC**”). The Annual Report incorporates by reference the Annual Information Form of the Company for the year ended December 31, 2024.

I, Neil Lincoln, P. Eng., of G Mining Services Inc., hereby consent to the use of my name in the Annual Report and in the Registration Statement on Form F-10 (File No. 333-276202) of the Company (the “**Registration Statement**”), in connection with reference to my involvement in the preparation of the following technical report:

**“NI 43-101 Technical Report - Preliminary Economic Assessment for the Duparquet Project, Quebec, Canada”, dated October 20, 2023 with an effective date of September 15, 2023 (the “**Report**”)**

and to references to the Technical Report, or portions thereof, in the Annual Report and Registration Statement, and to the inclusion and incorporation by reference of the information derived from the Technical Report in the Annual Report and Registration Statement.

Yours truly,

/s/ Neil Lincoln  
Neil Lincoln, P. Eng.  
G Mining Services Inc.

March 28, 2025

VIA EDGAR

United States Securities and Exchange Commission

Re: First Mining Gold Corp. (the “**Company**”)  
Annual Report on Form 40-F  
Consent of Expert

This letter is provided in connection with the Company’s Form 40-F annual report for the year ended December 31, 2024 (the “**Annual Report**”) to be filed by the Company with the United States Securities and Exchange Commission (the “**SEC**”). The Annual Report incorporates by reference the Annual Information Form of the Company for the year ended December 31, 2024.

I, Philip Rodrigue, P. Eng., of G Mining Services Inc., hereby consent to the use of my name in the Annual Report and in the Registration Statement on Form F-10 (File No. 333-276202) of the Company (the “**Registration Statement**”), in connection with reference to my involvement in the preparation of the following technical report:

**“NI 43-101 Technical Report - Preliminary Economic Assessment for the Duparquet Project, Quebec, Canada”, dated October 20, 2023 with an effective date of September 15, 2023 (the “**Technical Report**”)**

and to references to the Technical Report, or portions thereof, in the Annual Report and Registration Statement, and to the inclusion and incorporation by reference of the information derived from the Technical Report in the Annual Report and Registration Statement.

Yours truly,

/s/ Philip Rodrigue  
Philip Rodrigue, P. Eng.  
G Mining Services Inc.

March 28, 2025

VIA EDGAR

United States Securities and Exchange Commission

Re: First Mining Gold Corp. (the “**Company**”)  
Annual Report on Form 40-F  
Consent of Expert

This letter is provided in connection with the Company’s Form 40-F annual report for the year ended December 31, 2024 (the “**Annual Report**”) to be filed by the Company with the United States Securities and Exchange Commission (the “**SEC**”). The Annual Report incorporates by reference the Annual Information Form of the Company for the year ended December 31, 2024.

I, Sheldon Smith, MES, P. Geo., of Stantec Consulting Ltd., hereby consent to the use of my name in the Annual Report and in the Registration Statement on Form F-10 (File No. 333-276202) of the Company (the “**Registration Statement**”), in connection with reference to my involvement in the preparation of the following technical report:

**“NI 43-101 Technical Report - Preliminary Economic Assessment for the Duparquet Project, Quebec, Canada”, dated October 20, 2023 with an effective date of September 15, 2023 (the “**Technical Report**”)**

and to references to the Technical Report, or portions thereof, in the Annual Report and Registration Statement, and to the inclusion and incorporation by reference of the information derived from the Technical Report in the Annual Report and Registration Statement.

Yours truly,

/s/ Sheldon Smith  
Sheldon Smith MES, P. Geo.  
Stantec Consulting Ltd.



March 28, 2025

VIA EDGAR

United States Securities and Exchange Commission

Re: First Mining Gold Corp. (the “**Company**”)  
Annual Report on Form 40-F  
Consent of Expert

This letter is provided in connection with the Company’s Form 40-F annual report for the year ended December 31, 2024 (the “**Annual Report**”) to be filed by the Company with the United States Securities and Exchange Commission (the “**SEC**”). The Annual Report incorporates by reference the Annual Information Form of the Company for the year ended December 31, 2024.

I, Guy Comeau, P.Eng, hereby consent to the use of my name in the Annual Report and in the Registration Statement on Form F-10 (File No. 333-276202) of the Company (the “**Registration Statement**”), in connection with reference to my involvement in the preparation of the following technical report:

“**NI 43-101 Technical Report and Mineral Resource Estimate Update for the Duparquet Project, Quebec, Canada**”, dated October 6, 2022 with an effective date of September 12, 2022 (the “**Technical Report**”)

and to references to the Technical Report, or portions thereof, in the Annual Report and Registration Statement, and to the inclusion and incorporation by reference of the information derived from the Technical Report in the Annual Report and Registration Statement.

Yours truly,

/s/ Guy Comeau  
Guy Comeau, P.Eng

March 28, 2025

VIA EDGAR

United States Securities and Exchange Commission

Re: First Mining Gold Corp. (the “**Company**”)  
Technical Information in Annual Report on Form 40-F and Annual Information Form

This letter is provided in connection with the Company’s Form 40-F annual report for the year ended December 31, 2024 (the “**Annual Report**”) to be filed by the Company with the United States Securities and Exchange Commission (the “**SEC**”). The Annual Report incorporates by reference the Annual Information Form of the Company for the year ended December 31, 2024.

I, Hazel Mullin, P.Geo., Director, Data Management and Technical Services of the Company, hereby consent to being named as a qualified person in the Annual Report and authorize the use of the information included or incorporated by reference into the Annual Report and represented therein as having been prepared by me or under my supervision.

I also consent to being named as a qualified person in the Registration Statement on Form F-10 (File No. 333-276202) of the Company (the “**Registration Statement**”) and authorize the use of the information included or incorporated by reference into the Registration Statement and represented therein as having been prepared by me or under my supervision.

Yours truly,

/s/ Hazel Mullin

Hazel Mullin, P.Geo.

Director, Data Management and Technical Services

March 28, 2025

VIA EDGAR

United States Securities and Exchange Commission

Re: First Mining Gold Corp. (the “**Company**”)  
Technical Information in Annual Report on Form 40-F and Annual Information Form

This letter is provided in connection with the Company’s Form 40-F annual report for the year ended December 31, 2024 (the “**Annual Report**”) to be filed by the Company with the United States Securities and Exchange Commission (the “**SEC**”). The Annual Report incorporates by reference the Annual Information Form of the Company for the year ended December 31, 2024.

I, James Maxwell, P.Geo., Vice President, Exploration & Project Operations of the Company, hereby consent to being named as a qualified person in the Annual Report and authorize the use of the information included or incorporated by reference into the Annual Report and represented therein as having been prepared by me or under my supervision.

I also consent to being named as a qualified person in the Registration Statement on Form F-10 (File No. 333-276202) of the Company (the “**Registration Statement**”) and authorize the use of the information included or incorporated by reference into the Registration Statement and represented therein as having been prepared by me or under my supervision.

Yours truly,

/s/ James Maxwell

James Maxwell, P.Geo.

Vice President, Exploration & Project Operations

**Consent of Independent Registered Public Accounting Firm**

We hereby consent to the incorporation by reference in this Annual Report on Form 40-F for the year ended December 31, 2024 of First Mining Gold Corp. of our report dated March 28, 2025, relating to the consolidated financial statements, which appears in Exhibit 99.2 incorporated by reference in this Annual Report on Form 40-F.

We also consent to the incorporation by reference in the Registration Statement on Form F-10/A (no.333-276202) of First Mining Gold Corp. of our report dated March 28, 2025 referred to above. We also consent to reference to us under the heading "Interests of Experts" in the Annual Information Form, filed as Exhibit 99.1 to this Annual Report on Form 40-F, which is incorporated by reference in such Registration Statement.

/s/ **PricewaterhouseCoopers LLP**

Vancouver, Canada  
March 28, 2025